



NEW HAVEN PUBLIC SCHOOLS

**Superintendent's Proposed
Budget Expenditures
2020-2021
School Year**



NEW HAVEN PUBLIC SCHOOLS

BOARD OF EDUCATION MEMBERS

Yesenia Rivera, President

Mayor Justin Elicker

Larry Conaway

Darnell Goldson

Dr. Tamiko Jackson-McArthur

Dr. Edward Joyner

Matthew Wilcox

Anthony Fiore

Lihame Arouna

Table of Contents

A Message from the Superintendent.....	4
Our Extraordinary Schools.....	6
Adult Education	7
Augusta Lewis Troup	9
Barack H. Obama Magnet University	12
Barnard Environmental Magnet	15
Benjamin Jepson Magnet	18
Betsy Ross Art Magnet	21
Bishop Woods	24
Brennan Rogers: Art of Communication & Media Magnet	27
Celentano Bio Tech Health and Medical Magnet	30
Clemente Leadership Academy	33
Clinton Avenue	36
Columbus Family Academy	39
Conte West Hills Magnet	42
Cooperative Arts & Humanities Magnet	45
Davis Street Arts & Academics Magnet	48
Dr. Reginald Mayo Early Learning Center	51
East Rock Community Magnet	54
Edgewood Magnet School	57
Elm City Montessori	60
Engineering & Science University Magnet	63
Fair Haven	66
High School in the Community	69
Hill Central Music Academy	72
Hill Regional Career Magnet	75
James Hillhouse Comprehensive	78
John C. Daniels School of International Communications	81
John S. Martinez Sea and Sky STEM Magnet	84
King Robinson Magnet Interdistrict Magnet	87
L. V. Beecher Museum School of Arts and Sciences	90
Lincoln Bassett	93
Mauro Sheridan Science, Technology & Communications Magnet	96
Metropolitan Business Academy	99
Nathan Hale	102
New Haven Academy	105
Quinnipiac Real World Math STEM	108
Riverside Education Academy Magnet	111
Ross Woodward Classical Studies Magnet	114
Sound	117
Truman	120
West Rock Authors Academy	123
Wexler/Grant Community	126
Wilbur Cross Comprehensive	129
Worthington Hooker	132
Our Extraordinary Staff.....	135
Central Office Contact Information.....	205
Approved 10 months and 12 months Calendars	207



A Message from the Superintendent

Unprecedented. We're in this together.

Those two phrases have become ingrained in our daily lives since the COVID-19 pandemic struck.

Although the work on this budget began many months before anyone had heard of Wuhan, the themes that emerged as we refined the budget mimic those two sentiments.

Unprecedented.

Our proposed 2020-2021 budget was prepared as a confluence of Federal, State and local resources were all stretched thin. As an example, our grant revenue in 2019-2020 is expected to fall by nearly \$5 million from the prior school year, putting further stress on our General Fund budget. And our Education Cost Sharing grant, the primary grant made available to cities and towns in Connecticut, has failed to keep pace with inflation for more than a decade.

At the same time, the needs of the New Haven student population continue to grow, with nearly one in five student identified as either English Learner or Special Education services – or both. Our budget is subject to contractual rate increases in collective bargaining agreements with our labor unions, and to increases in commodity prices for electricity, heat, rent, phone – much in the same way your personal expenses are impacted at home. And, we are continuing to deal with the increased cost of maintaining our aging infrastructure of schools. Our oldest 'new' magnet school is now more than 20 years old.

We're in this together.

The Board of Education requested that we prepare a budget that reflected the 'true cost' of running the New Haven Public Schools. To that end, we developed a budget that had no change in staffing levels, no new programs or resources, and no adjustments to cuts made in prior years. That 'turn the lights on' proposed budget was for \$199.0 million, an increase of \$10.8 million over the final approved 2019-2020 budget of \$188.2 million.

As I write this, the Finance Committee of the Board of Alders has proposed an increase of only \$1 million for the New Haven Public Schools. As a result, my management team and I will need to work with the Board of Education to identify \$9.8 million of cuts to the proposed budget. We have been working on several different mitigation strategies, but understand that none of these choices are appealing or without risk.

With over 70% of our costs in staff, it will be impossible for us to achieve reductions of that magnitude without staff being impacted. We will work wherever possible to achieve these reductions through attrition (retirements, resignations and non-renewals), but the outcome will likely result in larger class sizes at the elementary level and a reduction in the number of available electives at the high school level.

We are also aggressively managing our hiring practices to ensure new staff are hired at the same or lower salary as the outgoing incumbent and hiring a professional grant writer for the district to generate new revenues for the district, among other things.

We recognize the fiscal condition the City of New Haven is in, and we are mindful that we are all in this together. That said, we remain committed to the five Priority Areas for our school district:

- Improving academic achievement
- Recruiting, retaining and building the capacity of our staff
- Allocating resources strategically and equitably to all schools
- Developing an organizational culture that is safe and secure for all
- Empowering all community partners to share in the ownership of our success

We welcome your feedback going forward as we strike a balance between good fiscal stewardship and our desire for continuous improvement in our priority areas.

And, I continue to looking forward to serving the needs of the New Haven Public Schools as your Superintendent.

Stay safe, and be well.

A handwritten signature in black ink, appearing to read "Iline Tracey", is written over a light gray rectangular background.

Dr. Iline Tracey
Interim Superintendent
New Haven Public Schools



Our Extraordinary Schools
 NEW HAVEN PUBLIC SCHOOLS



STAFFING & ENROLLMENT

Certified Staff			Enrollment			Non-Certified Staff		
	Actual 19/20	Proposed 20/21	Grade Level	Actual 19/20	Proposed 20/21		Actual 19/20	Proposed 20/21
Principals	1	1	Pre-K			Clerical Support	6	6
Assistant Principals	1	1	K			Paraprofessionals:		
Pre-K School			1			Grades K-1		
Grades K-6 Classroom			2			Pre-K School		
Math	3	3	3			SPED Para	0	0
Bilingual/ESOL	2	2	4			Youth & Family Support		
Reading/Language Arts			5			Retention Specialist	5	5
Science	1	1	6			Parent Liaison	2	2
Social Studies/History	2	2	7			Family Resource	1	1
English	2	2	8			Career Officer	1	1
World Language			9			Security	2	2
Art			10			Educational Technology	1	1
Music			11			Business Mgr	1	1
Career/Tech Ed	1	1	12					
Physical Education								
Library Media								
Special Education	5	5						
Speech								
Coach - Math								
Coach - Literacy								
Other - Adult Ed	4	4						
School Counselor	1	1						
Social Worker								
School Psychologist								
Total	23	23	Total	0	0	Total	19	19

	Actual	Proposed
Staffing Total	42	42

Instructional Staff:	20	20
Students Per Instructional Staff:	0.0	0.0

Note: Due to fiscal constraints this budget is subject to modifications(+/-).

	Adjusted FY 19/20		Proposed FY 20/21		Difference (+ / -)	
General Funds						
CERTIFIED STAFF	\$ 1,796,094	23	\$ 1,847,693	23	\$ 51,599	0
NON-CERTIFIED STAFF	\$ 91,940	2	\$ 94,238	2	\$ 2,298	0
Total Salaries	\$ 1,888,034	25	\$ 1,941,931	25	\$ 53,897	0
Non-Personnel						
55511 TESTING MATERIALS	\$ 100		\$ 100		\$ -	
55520 GENERAL/OFFICE SUPPLY	\$ 250		\$ 250		\$ -	
55531 TEXTBOOKS	\$ 200		\$ 200		\$ -	
55586 UNIFORMS	\$ 100		\$ 100		\$ -	
56694 OTHER CONTRACTUAL SERVICES	\$ 150,000		\$ 150,000		\$ -	
Total Non-Personnel	\$ 150,650		\$ 150,650		\$ -	
Total General Funds	\$ 2,038,684	25	\$ 2,092,581	25	\$ 53,897	0
InterDistrict Funds						
Total Interdistrict Funds	\$ -	0	\$ -	0	\$ -	0
Special Funds						
NON-CERTIFIED STAFF	\$ 943,642	10	\$ 943,642	10	\$ -	0
50136 PART TIME STAFF	\$ 773,280	7	\$ 773,280	7	\$ -	
50140 LONGEVITY	\$ 11,286		\$ 11,286		\$ -	
50175 EDUCATION INCENTIVE	\$ 3,300		\$ 3,300		\$ -	
51809 HEALTH INSURANCE	\$ 358,627		\$ 358,627		\$ -	
51810 RETIREMENT CONTRIBUTION	\$ 4,896		\$ 4,896		\$ -	
51813 3144 SPECIAL FUND 457 PLAN	\$ 5,972		\$ 5,972		\$ -	
58852 FICA/MEDICARE EMPLOYER CONTRIB	\$ 126,934		\$ 126,934		\$ -	
59933 WORKERS COMPENSATION	\$ 11,206		\$ 11,206		\$ -	
Total Salaries	\$ 2,239,143	17	\$ 2,239,143	17	\$ -	0
Non-Personnel						
53330 BUSINESS TRAVEL	\$ 19,354		\$ 19,354		\$ -	
55100 MATERIALS & SUPPLIES INSTRUCTN	\$ 19,256		\$ 19,256		\$ -	
55101 MATERIALS & SUPPLIES ADMIN	\$ 15,900		\$ 15,900		\$ -	
55531 TEXTBOOKS	\$ 6,000		\$ 6,000		\$ -	
56601 TRANSPORTATION/BUSING	\$ 42,000		\$ 42,000		\$ -	
56652 RENTAL	\$ 380,004		\$ 380,004		\$ -	
56694 OTHER CONTRACTUAL SERVICES	\$ 40,000		\$ 40,000		\$ -	
56697 OTHER PURCHASED SERVICES BOE	\$ 21,595		\$ 21,595		\$ -	
56901 IN SERVICE - PUBLIC	\$ 2,141		\$ 2,141		\$ -	
Total Non-Personnel	\$ 544,109		\$ 546,250		\$ -	
Total Special Funds	\$ 2,783,252	17	\$ 2,785,393	17	\$ -	0
Grand Total All Funds	\$ 4,821,936	42	\$ 4,877,974	42	\$ 53,897	0

Note: Due to fiscal constraints this budget is subject to modifications(+/-).



New Haven Public Schools

Augusta Lewis Troup School
 259 Edgewood Avenue New Haven, CT 06511
 (475) 220-3000

Grades: PreK-8

Enrollment: 437

Student Performance

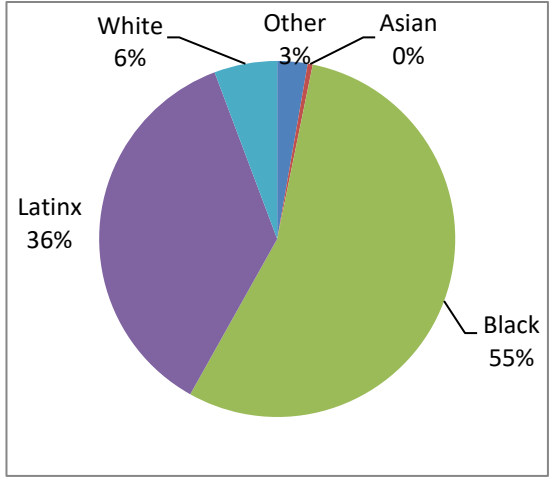
	2017-18	2018-19
Math	6%	4%
ELA	16%	16%

Percent of students achieving Proficient or better on Smarter Balanced Assessment in Grades 3-8 and/or SAT in Grade 11

All Funds Budget Summary

	2019-20	Proposed 20-21
FT Personnel:	\$ 3,365,530.00	\$ 3,507,220.00
Non-Personnel:	\$ 93,313.00	\$ 93,496.00
Total Expenditures:	\$ 3,458,843.00	\$ 3,600,716.00

Student Demographics



English Language Learners: 10%
 Special Education: 13%
 Free and Reduced Lunch: 78%

STAFFING & ENROLLMENT

Certified Staff			Enrollment			Non-Certified Staff		
	Actual 19/20	Proposed 20/21	Grade Level	Actual 19/20	Proposed 20/21		Actual 19/20	Proposed 20/21
Principals	1	1	Pre-K	20	0	Clerical Support	1	1
Assistant Principals	1	1	K	42	45	Paraprofessionals:		
Pre-K School			1	46	42	Grades K-1	4	4
Grades K-6 Classroom	15	15	2	40	46	Pre-K School	1	1
Math	1	1	3	39	40	SPED Para	2	2
Bilingual/ESOL	1	1	4	42	39	Youth & Family Support		
Reading/Language Arts	3	3	5	48	42	In House Suspension	1	1
Science	1	1	6	56	48	School Security	1	2
Social Studies/History	1	1	7	50	56	Custodial	2	2
English			8	54	50			
World Language	0	1	9					
Art	1	1	10					
Music	1	1	11					
Career/Tech Ed	1	1	12					
Physical Education	2	2						
Library Media	1	1						
Special Education	4	4						
Speech	0.2	0.2						
Coach - Math	1	1						
Coach - Literacy	1	1						
Other								
School Counselor	1	1						
Social Worker	1	1						
School Psychologist	0.6	0.6						
School Climate Specialist	1	1						
Total	39.8	40.8	Total	437	408	Total	12	13

	Actual	Proposed
Staffing Total	51.8	53.8

Instructional Staff:	34.2	35.2
Students Per Instructional Staff:	12.8	11.6

Note: Due to fiscal constraints this budget is subject to modifications(+/-).



	Adjusted FY 19/20		Proposed FY 20/21		Difference (+ / -)				
General Funds									
CERTIFIED STAFF	\$	2,622,076	37.8	\$	2,753,393	38.8	\$	131,317	1
NON-CERTIFIED STAFF	\$	263,485	7	\$	270,911	8	\$	7,426	1
50136 PART TIME STAFF	\$	18,757		\$	12,199		\$	(6,558)	
Total Salaries	\$	2,904,318	44.8	\$	3,036,503	46.8	\$	132,185	2
Non-Personnel									
54409 SOFTWARE	\$	2,000		\$	-		\$	(2,000)	
54413 COMPUTER EQUIPMENT	\$	5,000		\$	-		\$	(5,000)	
55520 GENERAL/OFFICE SUPPLY	\$	12,514		\$	20,856		\$	8,342	
55531 TEXTBOOKS	\$	14,500		\$	21,841		\$	7,341	
55586 UNIFORMS	\$	1,000		\$	-		\$	(1,000)	
56605 FIELD TRIPS	\$	2,500		\$	-		\$	(2,500)	
Total Non-Personnel	\$	42,514		\$	42,697		\$	183	
Total General Funds	\$	2,946,832	44.8	\$	3,079,200	46.8	\$	132,368	2
InterDistrict Funds									
Total Interdistrict Funds	\$	-	0	\$	-	0	\$	-	0
Special Funds									
CERTIFIED STAFF	\$	177,545	2	\$	183,425	2	\$	5,880	0
NON-CERTIFIED STAFF	\$	128,170	5	\$	131,794	5	\$	3,624	0
51809 HEALTH INSURANCE	\$	129,240		\$	129,240		\$	(0)	
58852 FICA/MEDICARE EMPLOYER CONTRIB	\$	24,114		\$	24,114		\$	0	
59933 WORKERS COMPENSATION	\$	2,143		\$	2,143		\$	0	
Total Salaries	\$	461,212	7	\$	470,717	7	\$	9,505	0
Non-Personnel									
54411 EQUIPMENT	\$	28,831		\$	28,831		\$	-	
55100 MATERIALS & SUPPLIES INSTRUCTN	\$	11,518		\$	11,518		\$	-	
56800 PARENT ACTIVITIES	\$	2,000		\$	2,000		\$	-	
56904 OTHER PURCHASED SERVICES BOE	\$	8,450		\$	8,450		\$	-	
Total Non-Personnel	\$	50,799		\$	50,799		\$	-	
Total Special Funds	\$	512,011	7	\$	521,516	7	\$	9,505	0
Grand Total All Funds	\$	3,458,843	51.8	\$	3,600,716	53.8	\$	141,873	2

Note: Due to fiscal constraints this budget is subject to modifications(+/-).



New Haven Public Schools

Barack H. Obama Magnet University School
 69 Farnam Avenue New Haven, CT 06515
 (475)220-4800

Grades: PreK-4

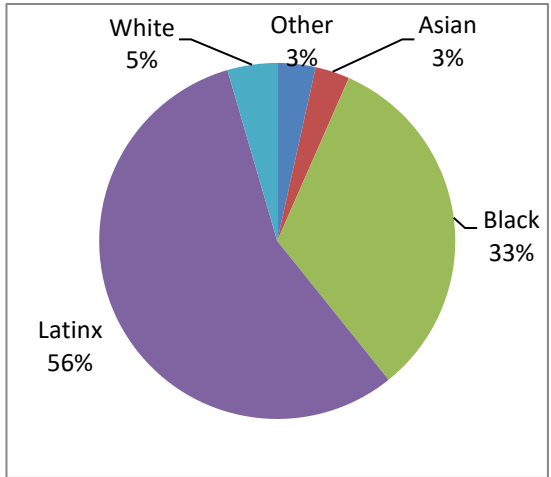
Enrollment: 288

Student Performance

	2017-18	2018-19
Math	23%	20%
ELA	29%	29%

Percent of students achieving Proficient or better on Smarter Balanced Assessment in Grades 3-8 and/or SAT in Grade 11

Student Demographics



All Funds Budget Summary

	2019-20	Proposed 20-21
FT Personnel:	\$ 3,007,406.00	\$ 3,111,820.00
Non-Personnel:	\$ 179,960.00	\$ 59,349.00
Total Expenditures:	\$ 3,187,366.00	\$ 3,171,169.00

English Language Learners: 35%
 Special Education: 20%
 Free and Reduced Lunch: 72%

STAFFING & ENROLLMENT

Certified Staff			Enrollment			Non-Certified Staff		
	Actual 19/20	Proposed 20/21	Grade Level	Actual 19/20	Proposed 20/21		Actual 19/20	Proposed 20/21
Principals	1	1	Pre-K		60	Clerical Support	1	1
Assistant Principals	1	1	K	62	64	Paraprofessionals:		
Pre-K School	0	0	1	68	62	Grades K-1	10	10
Grades K-6 Classroom	13	13	2	57	68	Pre-K School	0	3
Math	0	0	3	50	57	SPED Para	6	6
Bilingual/ESOL	2	2	4	51	50	Youth & Family Support		
Reading/Language Arts	2	2	5		51	School Climate Specialist		
Science	1	1	6			School Security	1	1
Social Studies/History	0	0	7			Custodian	2	2
English	0	0	8					
World Language	1	1	9					
Art			10					
Music	1	1	11					
Career/Tech Ed	0	0	12					
Physical Education	1	1						
Library Media	0	0						
Special Education	4	4						
Speech	0.4	0.4						
Coach - Math	1	1						
Coach - Literacy	1	1						
Other-Magnet Resource	1	1						
School Counselors	0.5	0.5						
Social Worker	1	1						
School Psychologist	0.4	0.4						
School Climate Specialist	0	0						
Total	32.3	32.3	Total	288	412	Total	20	23

	Actual	Proposed
Staffing Total	52.3	55.3

Instructional Staff:	27.4	27.4
Students Per Instructional Staff:	10.5	15.0

Note: Due to fiscal constraints this budget is subject to modifications(+/-).

	Adjusted FY 19/20		Proposed FY 20/21		Difference (+ / -)				
General Funds									
CERTIFIED STAFF	\$	2,135,217	30.3	\$	2,194,661	30.3	\$	59,444	0
NON-CERTIFIED STAFF	\$	411,838	14	\$	490,943	17	\$	79,105	3
50136 PART TIME STAFF	\$	12,750		\$	8,058		\$	(4,692)	
Total Salaries	\$	2,559,805	44.3	\$	2,693,662	47.3	\$	133,857	3
Non-Personnel									
54415 FURNITURE	\$	-		\$	3,000		\$	3,000	
55512 ED. SUPPLY INVENTORY	\$	20,500		\$	20,204		\$	(296)	
55520 GENERAL/OFFICE SUPPLY	\$	5,000		\$	5,000		\$	-	
Total Non-Personnel	\$	25,500		\$	28,204		\$	2,704	
Total General Funds	\$	2,585,305	44.3	\$	2,721,866	47.3	\$	136,561	3
InterDistrict Funds									
Total Interdistrict Funds	\$	-	0	\$	-	0	\$	-	0
Special Funds									
CERTIFIED STAFF	\$	124,743	2	\$	128,720	2	\$	3,977	0
NON-CERTIFIED STAFF	\$	147,253	6	\$	151,303	6	\$	4,050	0
50136 PART TIME STAFF	\$	33,589		\$	-		\$	(33,589)	
50149 TEACHER STIPEND	\$	7,840		\$	-		\$	(7,840)	
51809 HEALTH INSURANCE	\$	111,518		\$	114,809		\$	3,291	
58852 FICA/MEDICARE EMPLOYER CONTRIB	\$	20,808		\$	21,422		\$	614	
59933 WORKERS COMPENSATION	\$	1,850		\$	1,904		\$	55	
Total Salaries	\$	447,601	8	\$	418,158	8	\$	(32,733)	0
Non-Personnel									
55100 MATERIALS & SUPPLIES INSTRUCTN	\$	47,947		\$	4,751		\$	(43,196)	
55101 MATERIALS & SUPPLIES ADMIN	\$	-		\$	500		\$	500	
55574 OTHER MATERIALS	\$	500		\$	-		\$	(500)	
56601 TRANSPORTATION	\$	3,720		\$	-		\$	(3,720)	
56605 FIELD TRIPS	\$	-		\$	3,720		\$	3,720	
56694 OTHER CONTRACTUAL SERVICES	\$	84,586		\$	5,274		\$	(79,312)	
56800 PARENT ACTIVITIES	\$	1,700		\$	1,700		\$	-	
56904 TUTORS	\$	16,007		\$	15,200		\$	(807)	
Total Non-Personnel	\$	154,460		\$	31,145		\$	(123,315)	
Total Special Funds	\$	602,061	8	\$	449,303	8	\$	(156,048)	0
Grand Total All Funds	\$	3,187,366	52.3	\$	3,171,169	55.3	\$	(19,487)	3

Note: Due to fiscal constraints this budget is subject to modifications(+/-).



New Haven Public Schools
 Barnard Environmental Magnet School
 170 Derby Avenue New Haven, CT 06511
 (475) 220-3500

Grades: PreK-8

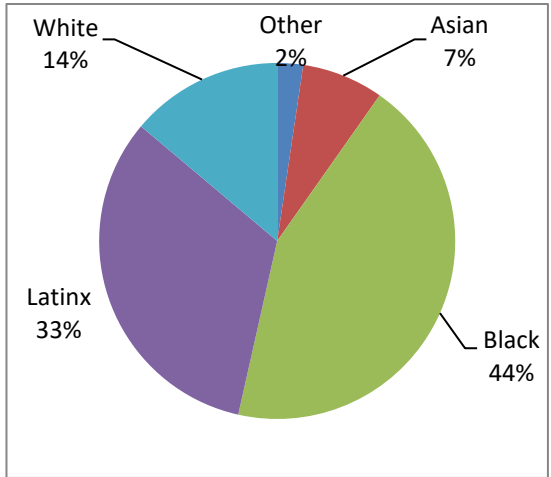
Enrollment: 512

Student Performance

	2017-18	2018-19
Math	12%	11%
ELA	26%	24%

Percent of students achieving Proficient or better on Smarter Balanced Assessment in Grades 3-8 and/or SAT in Grade 11

Student Demographics



All Funds Budget Summary

	2019-20	Proposed 20-21
FT Personnel:	\$ 3,748,984.00	\$ 3,939,207.00
Non-Personnel:	\$ 81,543.00	\$ 55,713.00
Total Expenditures:	\$ 3,830,527.00	\$ 3,994,920.00

English Language Learners: 19%
 Special Education: 11%
 Free and Reduced Lunch: 68%

STAFFING & ENROLLMENT

Certified Staff	Actual	Proposed	Enrollment	Actual	Proposed	Non-Certified Staff	Actual	Proposed
	19/20	20/21	Grade Level	19/20	20/21		19/20	20/21
Principals	1	1	Pre-K	54	60	Clerical Support	1	1
Assistant Principals	1	1	K	57	60	School Business Manager	1	1
Pre-K School	3	3	1	50	57	Paraprofessionals:		
Grades K-6 Classroom	18	19	2	46	50	Grades K-1	4	3
Math	1	1	3	42	46	Pre-K School	6	7
Bilingual/ESOL	1	1	4	52	42	SPED Para	1	1
Reading/Language Arts	3	3	5	46	52	Youth & Family Support		
Science	1	1	6	57	46	Behavior Specialist	1	1
Social Studies/History	1	1	7	54	57	School Security	1	1
English	0	0	8	54	54	Custodial	2	2
World Language	1	1	9					
Art	1	1	10					
Music	2	2	11					
Career/Tech Ed	0	0	12					
Physical Education	2	2						
Library Media	0.5	0.5						
Special Education	3	3						
Speech	0.3	0.3						
Coach - Math	1	1						
Coach - Literacy	1	1						
Other-Magnet Resource	1	1						
School Counselor	0.5	0.5						
Social Worker	1	1						
School Psychologist	0.6	0.6						
School Climate Specialist								
Total	44.9	45.9	Total	512	524	Total	17	17

	Actual	Proposed
Staffing Total	61.9	62.9

Instructional Staff:	40.8	41.8
Students Per Instructional Staff:	12.5	12.5

Note: Due to fiscal constraints this budget is subject to modifications(+/-).

BARNARD ENVIRONMENTAL STUDIES INTERDISTRICT MAGNET

	Adjusted FY 19/20		Proposed FY 20/21		Difference (+ / -)	
General Funds						
CERTIFIED STAFF	\$ 1,298,977	17.9	\$ 1,386,971	18.9	\$ 87,994	1
NON-CERTIFIED STAFF	\$ 295,872	7	\$ 303,092	7	\$ 7,220	0
50136 PART TIME STAFF	\$ 16,183		\$ 10,632		\$ (5,551)	
Total Salaries	\$ 1,611,032	24.9	\$ 1,700,695	25.9	\$ 89,663	1
Non-Personnel						
54411 EQUIPMENT	\$ -		\$ 3,000		\$ 3,000	
54413 COMPUTER EQUIPMENT	\$ 15,000		\$ -		\$ (15,000)	
55512 ED. SUPPLY INVENTORY	\$ -		\$ 11,213		\$ 11,213	
55520 GENERAL/OFFICE SUPPLY	\$ 17,365		\$ 20,000		\$ 2,635	
56605 FIELD TRIPS	\$ -		\$ 3,000		\$ 3,000	
Total Non-Personnel	\$ 32,365		\$ 37,213		\$ 4,848	
Total General Funds	\$ 1,643,397	24.9	\$ 1,737,908	25.9	\$ 94,511	1
InterDistrict Funds						
CERTIFIED STAFF	\$ 1,822,284	27	\$ 1,881,349	27	\$ 59,065	0
NON-CERTIFIED STAFF	\$ 235,019	10	\$ 241,485	10	\$ 6,466	0
50136 PART TIME STAFF	\$ 77,500		\$ 108,178		\$ 30,678	
50140 LONGEVITY	\$ 3,149		\$ 7,500		\$ 4,351	
Total Salaries	\$ 2,137,952	37	\$ 2,238,512	37	\$ 100,560	0
Non-Personnel						
54409 SOFTWARE	\$ -		\$ 2,500		\$ 2,500	
54413 COMPUTER EQUIPMENT	\$ 20,178		\$ -		\$ (20,178)	
55100 MATERIALS & SUPPLIES INSTRUCTN	\$ 10,000		\$ 5,000		\$ (5,000)	
55101 MATERIALS & SUPPLIES ADMIN	\$ 10,000		\$ 5,000		\$ (5,000)	
55531 TEXTBOOKS	\$ -		\$ 3,500		\$ 3,500	
56605 FIELD TRIPS	\$ 5,000		\$ -		\$ (5,000)	
56684 GRADUATION	\$ 1,500		\$ -		\$ (1,500)	
56694 OTHER CONTRACTUAL SERVICES	\$ -		\$ 1,000		\$ 1,000	
56697 OTHER PURCHASED SERVICES BOE	\$ 2,500		\$ 1,500		\$ (1,000)	
Total Non-Personnel	\$ 49,178		\$ 18,500		\$ (30,678)	
Total Interdistrict Funds	\$ 2,187,130	37	\$ 2,257,012	37	\$ 69,882	0
Special Funds						
Total Special Funds	\$ -	0	\$ -	0	\$ -	0
Grand Total All Funds	\$ 3,830,527	61.9	\$ 3,994,920	62.9	\$ 164,393	1

Note: Due to fiscal constraints this budget is subject to modifications(+/-).



New Haven Public Schools

Benjamin Jepson Magnet School
 15 Lexington Avenue New Haven, CT 06513
 (475) 220-2900

Grades: PreK-8

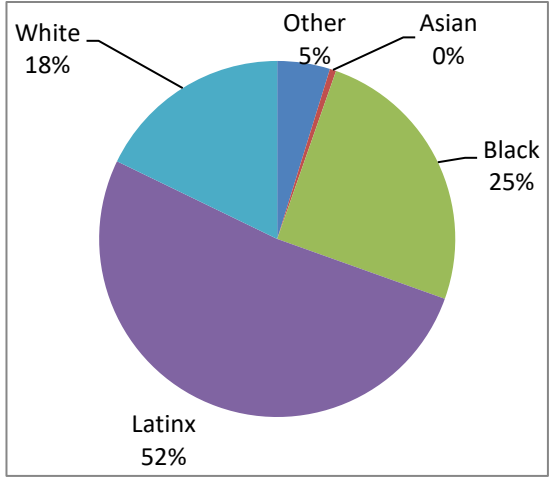
Enrollment: 522

Student Performance

	2017-18	2018-19
Math	27%	26%
ELA	44%	41%

Percent of students achieving Proficient or better on Smarter Balanced Assessment in Grades 3-8 and/or SAT in Grade 11

Student Demographics



All Funds Budget Summary

	2019-20	Proposed 20-21
FT Personnel:	\$ 3,688,260.00	\$ 3,858,891.00
Non-Personnel:	\$ 63,770.00	\$ 67,950.00
Total Expenditures:	\$ 3,752,030.00	\$ 3,926,841.00

English Language Learners: 9%
 Special Education: 13%
 Free and Reduced Lunch: 53%

STAFFING & ENROLLMENT

Certified Staff			Enrollment			Non-Certified Staff		
	Actual 19/20	Proposed 20/21	Grade Level	Actual 19/20	Proposed 20/21		Actual 19/20	Proposed 20/21
Principals	1	1	Pre-K	69	80	Clerical Support	1	1
Assistant Principals	1	1	K	49	52	School Busines Manager	1	1
Pre-K School	4	4	1	52	49	Paraprofessionals:		
Grades K-6 Classroom	19	19	2	46	52	Grades K-1	4	4
Math	1	1	3	49	46	Pre-K School	6	6
Bilingual/ESOL			4	50	49	SPED Para	3	3
Reading/Language Arts	1	1	5	52	50	Youth & Family Support		
Science	1	1	6	52	52	In House Suspension	1	1
Social Studies/History	1	1	7	51	52	Parent Liason	1	1
English	0	0	8	52	51	School Security	1	1
World Language	1	1	9			Custodial	2	2
Art	1	1	10					
Music	2	2	11					
Career/Tech Ed	1	1	12					
Physical Education	1.6	1.6						
Library Media	0	0						
Special Education	4	4						
Speech	0.4	0.4						
Coach - Math	1	1						
Coach - Literacy	1	1						
Other - Magnet Coach	1	1						
School Counselor	0.5	0.5						
Social Worker	1	1						
School Psychologist	0.4	0.4						
School Climate Specialist								
Total	44.9	44.9	Total	522	533	Total	20	20

	Actual	Proposed
Staffing Total	64.9	64.9

Instructional Staff:	41	41
Students Per Instructional Staff:	12.7	13.0

Note: Due to fiscal constraints this budget is subject to modifications(+/-).

	Adjusted FY 19/20		Proposed FY 20/21		Difference (+ / -)	
General Funds						
CERTIFIED STAFF	\$ 1,473,840	21.9	\$ 1,568,088	21.9	\$ 94,248	0
NON-CERTIFIED STAFF	\$ 175,924	5	\$ 215,753	5	\$ 39,829	0
50136 PART TIME STAFF	\$ 15,151		\$ 9,429		\$ (5,722)	
Total Salaries	\$ 1,664,915	26.9	\$ 1,793,270	26.9	\$ 128,355	0
Non-Personnel						
54411 EQUIPMENT	\$ 11,689		\$ 5,000		\$ (6,689)	
54413 COMPUTER EQUIPMENT	\$ -		\$ 6,000		\$ 6,000	
55512 ED. SUPPLY INVENTORY	\$ 2,548		\$ 2,548		\$ -	
55520 GENERAL/OFFICE SUPPLY	\$ 6,633		\$ 6,633		\$ -	
55531 TEXTBOOKS	\$ 9,452		\$ 9,321		\$ (131)	
Total Non-Personnel	\$ 30,322		\$ 29,502		\$ (820)	
Total General Funds	\$ 1,695,237	26.9	\$ 1,822,772	26.9	\$ 127,535	0
InterDistrict Funds						
CERTIFIED STAFF	\$ 1,507,669	23	\$ 1,544,098	23	\$ 36,429	0
NON-CERTIFIED STAFF	\$ 405,676	15	\$ 416,523	15	\$ 10,847	0
50136 PART TIME STAFF	\$ 110,000		\$ 105,000		\$ (5,000)	
Total Salaries	\$ 2,023,345	38	\$ 2,065,621	38	\$ 42,276	0
Non-Personnel						
54413 COMPUTER EQUIPMENT	\$ 6,000		\$ -		\$ (6,000)	
54415 FURNITURE	\$ -		\$ 6,500		\$ 6,500	
55100 MATERIALS & SUPPLIES INSTRUCTN	\$ 5,048		\$ 5,048		\$ -	
55101 MATERIALS & SUPPLIES ADMIN	\$ 3,000		\$ 3,000		\$ -	
55531 TEXTBOOKS	\$ 10,000		\$ 8,500		\$ (1,500)	
56605 FIELD TRIPS	\$ -		\$ 3,000		\$ 3,000	
56613 COMMUNICATIONS/WEBSITES	\$ 3,000		\$ 3,000		\$ -	
56683 STUDENT ACTIVITIES	\$ -		\$ 3,000		\$ 3,000	
56697 OTHER PURCHASED SERVICES BOE	\$ 6,400		\$ 6,400		\$ -	
Total Non-Personnel	\$ 33,448		\$ 38,448		\$ 5,000	
Total Interdistrict Funds	\$ 2,056,793	38	\$ 2,104,069	38	\$ 47,276	0
Special Funds						
Total Special Funds	\$ -	0	\$ -	0	\$ -	0
Grand Total All Funds	\$ 3,752,030	64.9	\$ 3,926,841	64.9	\$ 174,811	0

Note: Due to fiscal constraints this budget is subject to modifications(+/-).



New Haven Public Schools

Betsy Ross Arts Magnet School
 150 Kimberly Avenue New Haven, CT 06519
 (203) 946-8974

Grades: 5-8

Enrollment: 444

Student Performance

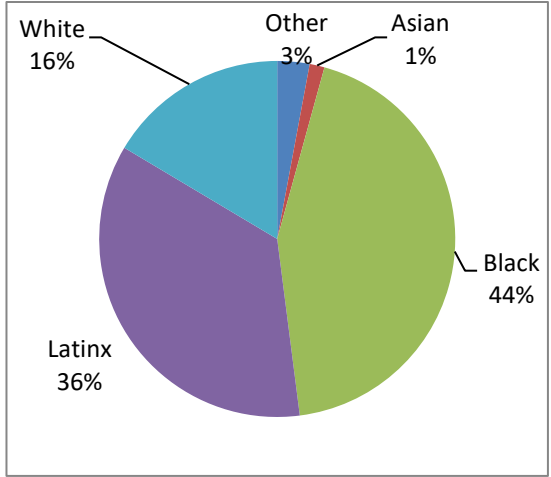
	2017-18	2018-19
Math	34%	33%
ELA	51%	42%

Percent of students achieving Proficient or better on Smarter Balanced Assessment in Grades 3-8 and/or SAT in Grade 11

All Funds Budget Summary

	2019-20	Proposed 20-21
FT Personnel:	\$ 3,660,613.00	\$ 3,786,476.00
Non-Personnel:	\$ 492,856.00	\$ 498,555.00
Total Expenditures:	\$ 4,153,469.00	\$ 4,285,031.00

Student Demographics



English Language Learners: 6%
 Special Education: 10%
 Free and Reduced Lunch: 55%

STAFFING & ENROLLMENT

Certified Staff			Enrollment			Non-Certified Staff		
	Actual 19/20	Proposed 20/21	Grade Level	Actual 19/20	Proposed 20/21		Actual 19/20	Proposed 20/21
Principals	1	1	Pre-K			Clerical Support	1	1
Assistant Principals	1	1	K			School Business Manager	1	1
Pre-K School			1			Paraprofessionals:		
Grades K-6 Classroom	10	10	2			Grades K-1		
Math	6	6	3			Pre-K School		
Bilingual/ESOL	0	0	4			SPED Para	3	3
Reading/Language Arts	2	2	5	80	120	Youth & Family Support		
Science	2	2	6	121	80	In House Suspension	1	1
Social Studies/History	2	2	7	120	121	School Security	1	2
English	2	2	8	123	120	Custodial	2	2
World Language	3	3	9					
Art	2	2	10					
Music	3	3	11					
Career/Tech Ed	0	0	12					
Physical Education	2	2						
Library Media	0	0						
Special Education	2	3						
Speech	0.2	0.2						
Coach - Math	0	0						
Coach - Literacy	0	0						
Coach- Instructional	1	1						
Other-Cir.Staff Developer	1	1						
School Counselor	1	1						
Social Worker	1	1						
School Psychologist	0.4	0.4						
School Climate Specialist								
Total	42.6	43.6	Total	444	441	Total	9	10

	Actual	Proposed
Staffing Total	51.6	53.6

Instructional Staff:	38.2	39.2
Students Per Instructional Staff:	11.6	11.3

Note: Due to fiscal constraints this budget is subject to modifications(+/-).



BETSY ROSS ARTS MAGNET

	Adjusted FY 19/20		Proposed FY 20/21		Difference (+ / -)	
General Funds						
CERTIFIED STAFF	\$ 1,950,410	25.6	\$ 2,063,688	26.6	\$ 113,278	1
NON-CERTIFIED STAFF	\$ 260,504	6	\$ 303,134	7	\$ 42,630	1
50136 PART TIME STAFF	\$ 11,202		\$ 7,303		\$ (3,899)	
Total Salaries	\$ 2,222,116	31.6	\$ 2,374,125	33.6	\$ 152,009	2
Non-Personnel						
55512 ED. SUPPLY INVENTORY	\$ 7,000		\$ 7,000		\$ -	
55520 GENERAL/OFFICE SUPPLY	\$ 7,000		\$ 7,000		\$ -	
55531 TEXTBOOKS	\$ 5,861		\$ 5,861		\$ -	
56683 STUDENT ACTIVITIES	\$ -		\$ 5,699		\$ 5,699	
Total Non-Personnel	\$ 19,861		\$ 25,560		\$ 5,699	
Total General Funds	\$ 2,241,977	31.6	\$ 2,399,685	33.6	\$ 157,708	2
InterDistrict Funds						
CERTIFIED STAFF	\$ 1,345,985	17	\$ 1,317,414	17	\$ (28,571)	0
NON-CERTIFIED STAFF	\$ 47,886	1	\$ 49,083	1	\$ 1,197	0
Total Salaries	\$ 1,393,871	18	\$ 1,366,497	18	\$ (27,374)	0
Non-Personnel						
54411 EQUIPMENT	\$ 5,000		\$ 5,000		\$ -	
55100 MATERIALS & SUPPLIES INSTRUCTN	\$ 5,000		\$ 5,000		\$ -	
55101 MATERIALS & SUPPLIES ADMIN	\$ 5,000		\$ 5,000		\$ -	
55531 TEXTBOOKS	\$ 9,000		\$ 9,000		\$ -	
56694 OTHER CONTRACTUAL SERVICES	\$ 447,995		\$ 447,995		\$ -	
56697 OTHER PURCHASED SERVICES BOE	\$ 1,000		\$ 1,000		\$ -	
Total Non-Personnel	\$ 472,995		\$ 472,995		\$ -	
Total Interdistrict Funds	\$ 1,866,866	18	\$ 1,839,492	18	\$ (27,374)	0
Special Funds						
NON-CERTIFIED STAFF	\$ 44,626	2	\$ 45,854	2	\$ 1,228	0
Total Salaries	\$ 44,626	2	\$ 45,854	2	\$ 1,228	0
Non-Personnel						
Total Non-Personnel	\$ -		\$ -		\$ -	
Total Special Funds	\$ 44,626	2	\$ 45,854	2	\$ 1,228	0
Grand Total All Funds	\$ 4,153,469	51.6	\$ 4,285,031	53.6	\$ 131,562	2

Note: Due to fiscal constraints this budget is subject to modifications(+/-).



New Haven Public Schools

Bishop Woods Architecture & Design Academy
 1481 Quinnipiac Avenue New Haven, CT 06513
 (475) 220-7300

Grades: PreK-8

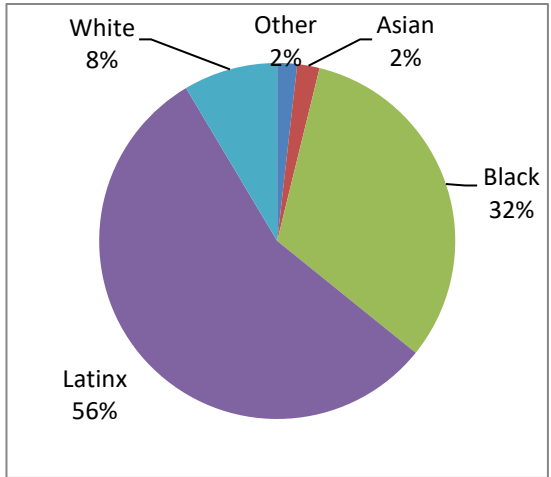
Enrollment: 444

Student Performance

	2017-18	2018-19
Math	18%	21%
ELA	23%	30%

Percent of students achieving Proficient or better on Smarter Balanced Assessment in Grades 3-8 and/or SAT in Grade 11

Student Demographics



All Funds Budget Summary

	2019-20	Proposed 20-21
FT Personnel:	\$ 3,259,423.00	\$ 3,176,277.00
Non-Personnel:	\$ 154,086.00	\$ 79,162.00
Total Expenditures:	\$ 3,413,509.00	\$ 3,255,439.00

English Language Learners: 13%
 Special Education: 14%
 Free and Reduced Lunch: 64%

STAFFING & ENROLLMENT

Certified Staff			Enrollment			Non-Certified Staff		
	Actual 19/20	Proposed 20/21	Grade Level	Actual 19/20	Proposed 20/21		Actual 19/20	Proposed 20/21
Principals	1	1	Pre-K			Clerical Support	2	2
Assistant Principals	1	1	K	49	52	Paraprofessionals:		
Pre-K School			1	44	49	Grades K-1	4	4
Grades K-6 Classroom	14	14	2	42	44	Pre-K School		
Math	1	1	3	51	42	SPED Para	4	4
Bilingual/ESOL	0	0	4	49	51	Youth & Family Support		
Reading/Language Arts	1	1	5	50	49	In-House Suspension	1	1
Science	1	1	6	53	50	School Security	1	1
Social Studies/History	1	1	7	53	53	Custodial	2	2
English	0	0	8	53	53			
World Language	0	0	9					
Art	1	1	10					
Music	1	1	11					
Career/Tech Ed	0	0	12					
Physical Education	1.4	1.4						
Library Media	1	1						
Special Education	6	6						
Speech	0.6	0.6						
Coach - Math	0	0						
Coach - Literacy	0	0						
Other - Magnet Resource	2	0						
School Counselor	0.5	0.5						
Social Worker	1	1						
School Psychologist	0.6	0.6						
School Climate Specialist								
Total	35.1	33.1	Total	444	443	Total	14	14

	Actual	Proposed
Staffing Total	49.1	47.1

Instructional Staff:	31	29
Students Per Instructional Staff:	14.3	15.3

Note: Due to fiscal constraints this budget is subject to modifications(+/-).



	Adjusted FY 19/20		Proposed FY 20/21		Difference (+ / -)				
General Funds									
CERTIFIED STAFF	\$	2,566,451	33.1	\$	2,634,542	33.1	\$	68,091	0
NON-CERTIFIED STAFF	\$	416,097	12	\$	441,374	12	\$	25,277	0
50136 PART TIME STAFF	\$	18,348		\$	18,100		\$	(248)	
Total Salaries	\$	3,000,896	45.1	\$	3,094,016	45.1	\$	93,120	0
Non-Personnel									
55512 ED. SUPPLY INVENTORY	\$	15,000		\$	15,000		\$	-	
55520 GENERAL/OFFICE SUPPLY	\$	6,697		\$	7,813		\$	1,116	
55531 TEXTBOOKS	\$	15,000		\$	15,000		\$	-	
Total Non-Personnel	\$	36,697		\$	37,813		\$	1,116	
Total General Funds	\$	3,037,593	45.1	\$	3,131,829	45.1	\$	94,236	0
InterDistrict Funds									
Total Interdistrict Funds	\$	-	0	\$	-	0	\$	-	0
Special Funds									
CERTIFIED STAFF	\$	150,281	2	\$	-	0	\$	(150,281)	-2
NON-CERTIFIED STAFF	\$	53,613	2	\$	55,087	2	\$	1,474	0
50136 PART TIME STAFF	\$	9,232		\$	-		\$	(9,232)	
51809 HEALTH INSURANCE	\$	22,623		\$	22,586		\$	(37)	
58852 FICA/MEDICARE EMPLOYER CONTRIB	\$	18,612		\$	4,214		\$	(14,398)	
59933 WORKERS COMPENSATION	\$	4,166		\$	375		\$	(3,791)	
Total Salaries	\$	258,527	4	\$	82,261	2	\$	(176,266)	-2
Non-Personnel									
53330 BUSINESS TRAVEL	\$	10,000		\$	-		\$	(10,000)	
54413 COMPUTER EQUIPMENT	\$	25,345		\$	-		\$	(25,345)	
55100 MATERIALS & SUPPLIES INSTRUCTN	\$	22,926		\$	37,000		\$	14,074	
55574 OTHER MATERIALS & SUPPLIES	\$	7,370		\$	1,849		\$	(5,521)	
55576 OTHER	\$	2,520		\$	-		\$	(2,520)	
56694 OTHER CONTRACTUAL SERVICES	\$	22,025		\$	-		\$	(22,025)	
56904 TUTORS	\$	27,203		\$	-		\$	(27,203)	
Total Non-Personnel	\$	117,389		\$	41,349		\$	(76,040)	
Total Special Funds	\$	375,916	4	\$	123,610	2	\$	(252,306)	-2
Grand Total All Funds	\$	3,413,509	49.1	\$	3,255,439	47.1	\$	(158,070)	-2

Note: Due to fiscal constraints this budget is subject to modifications(+/-).



New Haven Public Schools

Brennan-Rogers: Art of Comm & Media Magnet School
 200 Wilmot Road New Haven, CT 06515
 (203) 946-8640

Grades: PreK-8

Enrollment: 438

Student Performance

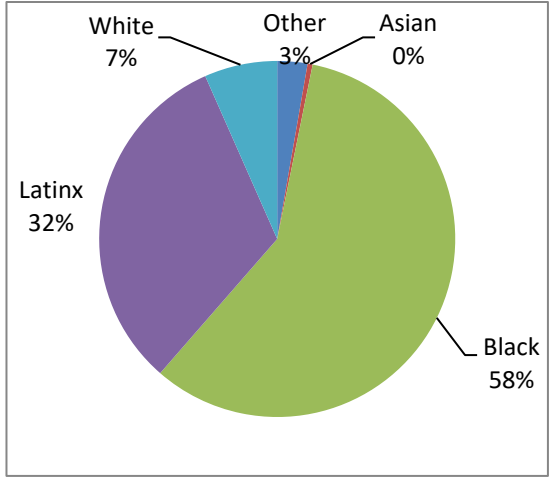
	2017-18	2018-19
Math	13%	12%
ELA	23%	18%

Percent of students achieving Proficient or better on Smarter Balanced Assessment in Grades 3-8 and/or SAT in Grade 11

All Funds Budget Summary

	2019-20	Proposed 20-21
FT Personnel:	\$ 3,667,284.00	\$ 3,826,609.00
Non-Personnel:	\$ 252,618.00	\$ 255,872.00
Total Expenditures:	\$ 3,919,902.00	\$ 4,082,481.00

Student Demographics



English Language Learners: 6%
 Special Education: 22%
 Free and Reduced Lunch: 79%

STAFFING & ENROLLMENT

Certified Staff			Enrollment			Non-Certified Staff		
	Actual 19/20	Proposed 20/21	Grade Level	Actual 19/20	Proposed 20/21		Actual 19/20	Proposed 20/21
Principals	1	1	Pre-K	31	40	Clerical Support	2	2
Assistant Principals	1	1	K	35	40	Paraprofessionals:		
Pre-K School	2	2	1	33	35	Grades K-1	7	7
Grades K-6 Classroom	18	18	2	34	33	Pre-K School	4	4
Math	1	1	3	64	34	SPED Para	4	4
Bilingual/ESOL	0	0	4	44	64	Youth & Family Support	1	1
Reading/Language Arts	2	2	5	40	44	School Security	2	3
Science	0	1	6	52	40	Custodial	4	4
Social Studies/History	1	1	7	55	52			
English	1	1	8	50	55			
World Language	0	0	9					
Art	1	1	10					
Music	1	1	11					
Career/Tech Ed	0	0	12					
Physical Education	2	2						
Library Media	1	1						
Special Education	6	6						
Speech	1	1						
Coach - Math	1	1						
Coach - Literacy	0	0						
Other- Magnet Resource	1	1						
School Counselor	1	1						
Social Worker	1.6	1						
School Psychologist	1	1.6						
School Climate Specialist								
Total	44.6	45.6	Total	438	437	Total	24	25

	Actual	Proposed
Staffing Total	68.6	70.6

Instructional Staff:	39	40
Students Per Instructional Staff:	11.2	10.9

Note: Due to fiscal constraints this budget is subject to modifications(+/-).



	Adjusted FY 19/20		Proposed FY 20/21		Difference (+ / -)				
General Funds									
CERTIFIED STAFF	\$	2,835,097	44.6	\$	2,973,165	46.6	\$	138,068	2
NON-CERTIFIED STAFF	\$	582,921	18	\$	597,547	18	\$	14,626	0
Total Salaries	\$	3,418,018	62.6	\$	3,570,712	64.6	\$	152,694	2
Non-Personnel									
54415 FURNITURE	\$	10,000		\$	10,000		\$	-	
55512 ED. SUPPLY INVENTORY	\$	4,000		\$	-		\$	(4,000)	
55520 GENERAL/OFFICE SUPPLY	\$	10,639		\$	20,148		\$	9,509	
55531 TEXTBOOKS	\$	15,000		\$	12,745		\$	(2,255)	
Total Non-Personnel	\$	39,639		\$	42,893		\$	3,254	
Total General Funds	\$	3,457,657	62.6	\$	3,613,605	64.6	\$	155,948	2
InterDistrict Funds									
Total Interdistrict Funds	\$	-	0	\$	-	0	\$	-	0
Special Funds									
CERTIFIED STAFF	\$	-	0	\$	-	0	\$	-	0
NON-CERTIFIED STAFF	\$	155,109	6	\$	159,550	6	\$	4,441	0
50136 PART TIME STAFF	\$	12,800		\$	12,800		\$	-	
50140 LONGEVITY	\$	1,970		\$	1,970		\$	-	
51809 HEALTH INSURANCE	\$	63,595		\$	65,416		\$	1,821	
51813 3144 SPECIAL FUND 457 PLAN	\$	1,805		\$	1,805		\$	-	
58852 FICA/MEDICARE EMPLOYER CONTRIB	\$	12,845		\$	13,185		\$	340	
59933 WORKERS COMPENSATION	\$	1,142		\$	1,172		\$	30	
Total Salaries	\$	249,266	6	\$	255,897	6	\$	6,632	0
Non-Personnel									
55100 MATERIALS & SUPPLIES INSTRUCTN	\$	58,345		\$	58,345		\$	-	
56694 OTHER CONTRACTUAL SERVICES	\$	74,846		\$	74,846		\$	-	
56697 OTHER PURCHASED SERVICES BOE	\$	1,244		\$	1,244		\$	-	
56800 PARENT ACTIVITIES	\$	4,913		\$	4,913		\$	-	
56904 TUTORS	\$	73,631		\$	73,631		\$	-	
Total Non-Personnel	\$	212,979		\$	212,979		\$	-	
Total Special Funds	\$	462,245	6	\$	468,876	6	\$	6,632	0
Grand Total All Funds	\$	3,919,902	68.6	\$	4,082,481	70.6	\$	162,580	2

Note: Due to fiscal constraints this budget is subject to modifications(+/-).



New Haven Public Schools

Celentano Bio Tech Health and Medical Magnet School
 400 Canner Street New Haven, CT 06511
 (475) 220-3400

Grades: PreK-8

Enrollment: 394

Student Performance

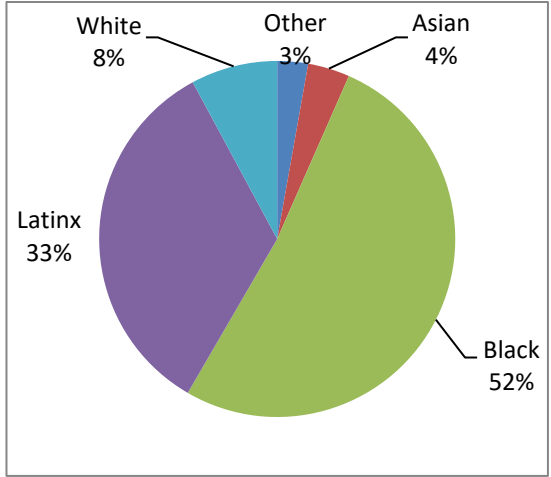
	2017-18	2018-19
Math	12%	11%
ELA	26%	26%

Percent of students achieving Proficient or better on Smarter Balanced Assessment in Grades 3-8 and/or SAT in Grade 11

All Funds Budget Summary

	2019-20	Proposed 20-21
FT Personnel:	\$ 3,493,852.00	\$ 3,613,905.00
Non-Personnel:	\$ 209,182.00	\$ 214,747.00
Total Expenditures:	\$ 3,703,034.00	\$ 3,828,652.00

Student Demographics



English Language Learners: 11%
 Special Education: 23%
 Free and Reduced Lunch: 66%



STAFFING & ENROLLMENT

Certified Staff			Enrollment			Non-Certified Staff		
	Actual 19/20	Proposed 20/21	Grade Level	Actual 19/20	Proposed 20/21		Actual 19/20	Proposed 20/21
Principals	1	1	Pre-K	35	49	Clerical Support	1	1
Assistant Principals	1	1	K	39	42	Paraprofessionals:		
Pre-K School	2	2	1	30	39	Grades K-1	4	4
Grades K-6 Classroom	14	14	2	44	30	Pre-K School	1	1
Math	3	3	3	44	44	SPED Para	6	6
Bilingual/ESOL			4	42	44	Youth & Family Support		
Reading/Language Arts	1	1	5	35	42	School Security	1	1
Science	2	2	6	41	35	Custodial	2	2
Social Studies/History	1	1	7	43	41			
English	1	1	8	41	43			
World Language	0	0	9					
Art	1	1	10					
Music	1	1	11					
Career/Tech Ed	1	1	12					
Physical Education	2	2						
Library Media	0	0						
Special Education	7	7						
Speech	1	1						
Coach - Math	1	1						
Coach - Literacy	0	0						
Other-Magnet Resource	0	0						
School Counselors	1	1						
Social Worker	1	1						
School Psychologist	1	1						
School Climate Specialist								
Total	43	43	Total	394	409	Total	15	15

	Actual	Proposed
Staffing Total	58	58

Instructional Staff:	38	38
Students Per Instructional Staff:	10.4	10.8

Please Note: Due to fiscal constraints this budget is subject to modifications(+/-).



	Adjusted FY 19/20		Proposed FY 20/21		Difference (+ / -)				
General Funds									
CERTIFIED STAFF	\$	2,741,942	40	\$	2,809,090	40	\$	67,148	0
NON-CERTIFIED STAFF	\$	365,221	13	\$	409,980	13	\$	44,759	0
Total Salaries	\$	3,107,163	53	\$	3,219,070	53	\$	111,907	0
Non-Personnel									
55512 ED. SUPPLY INVENTORY	\$	17,264		\$	15,584		\$	(1,680)	
55520 GENERAL/OFFICE SUPPLY	\$	15,755		\$	23,000		\$	7,245	
Total Non-Personnel	\$	33,019		\$	38,584		\$	5,565	
Total General Funds	\$	3,140,182	53	\$	3,257,654	53	\$	117,472	0
InterDistrict Funds									
Total Interdistrict Funds	\$	-	0	\$	-	0	\$	-	0
Special Funds									
CERTIFIED STAFF	\$	192,292	3	\$	196,353	3	\$	4,061	0
NON-CERTIFIED STAFF	\$	50,683	2	\$	52,077	2	\$	1,394	0
50136 PART TIME STAFF	\$	11,520		\$	11,520		\$	-	
50156 P. T. PAYROLL NON INSTRUCTIONAL	\$	10,500		\$	10,500		\$	-	
51809 HEALTH INSURANCE	\$	99,620		\$	101,856		\$	2,236	
58852 FICA/MEDICARE EMPLOYER CONTRIB	\$	20,272		\$	20,689		\$	417	
59933 WORKERS COMPENSATION	\$	1,802		\$	1,839		\$	37	
Total Salaries	\$	386,689	5	\$	394,835	5	\$	5,909	0
Non-Personnel									
54413 COMPUTER EQUIPMENT	\$	102,355		\$	102,355		\$	-	
55100 MATERIALS & SUPPLIES INSTRUCTN	\$	36,204		\$	36,204		\$	-	
56800 PARENT ACTIVITIES	\$	1,000		\$	1,000		\$	-	
56904 TUTORS	\$	15,809		\$	15,809		\$	-	
56697 OTHER PURCHASED SERVICES BOE	\$	795		\$	795		\$	-	
56694 OTHER CONTRACTUAL SERVICES	\$	20,000		\$	20,000		\$	-	
Total Non-Personnel	\$	176,163		\$	176,163		\$	-	
Total Special Funds	\$	562,852	5	\$	570,998	5	\$	5,909	0
Grand Total All Funds	\$	3,703,034	58	\$	3,828,652	58	\$	123,381	0

Note: Due to fiscal constraints this budget is subject to modifications(+/-).



New Haven Public Schools

Clemente Leadership Academy
 360 Columbus Avenue New Haven, CT 06519
 (475) 220-7600

Grades: PreK-8

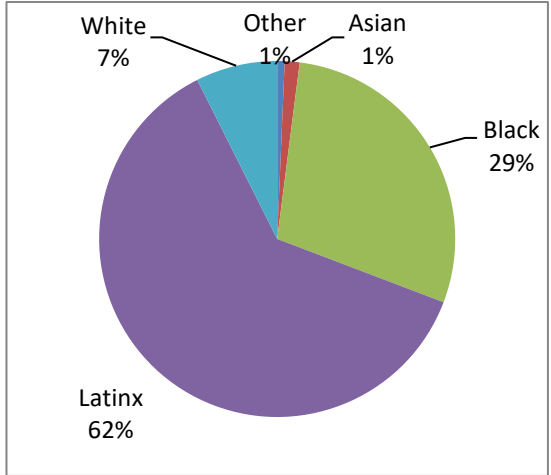
Enrollment: 445

Student Performance

	2017-18	2018-19
Math	11%	11%
ELA	23%	29%

Percent of students achieving Proficient or better on Smarter Balanced Assessment in Grades 3-8 and/or SAT in Grade 11

Student Demographics



All Funds Budget Summary

	2019-20	Proposed 20-21
FT Personnel:	\$ 3,623,983.00	\$ 3,796,962.00
Non-Personnel:	\$ 350,929.00	\$ 89,782.00
Total Expenditures:	\$ 3,974,912.00	\$ 3,886,744.00

English Language Learners: 28%
 Special Education: 17%
 Free and Reduced Lunch: 77%

STAFFING & ENROLLMENT

Certified Staff			Enrollment			Non-Certified Staff		
	Actual 19/20	Proposed 20/21	Grade Level	Actual 19/20	Proposed 20/21		Actual 19/20	Proposed 20/21
Principals	1	1	Pre-K			Clerical Support	1	1
Assistant Principals	1	1	K	32	45	Paraprofessionals:		
Pre-K School	0	0	1	47	32	Grades K-1	3	3
Grades K-6 Classroom	19	19	2	52	47	Pre-K School	1	1
Math	2	2	3	43	52	SPED Para	2	2
Bilingual/ESOL	2	2	4	46	43	Youth & Family Support		
Reading/Language Arts	5	5	5	52	46	In House Suspension	1	1
Science	1	1	6	48	52	Parent Liason	1	1
Social Studies/History	1	1	7	72	48	School Security	1	2
English	0	0	8	53	72	Custodial	2	2
World Language	0	0	9					
Art	1	1	10					
Music	2	2	11					
Career/Tech Ed	1	1	12					
Physical Education	1	2						
Library Media	1	1						
Special Education	4	4						
Speech	0.4	0.4						
Coach - Math	1	1						
Coach - Literacy	1	1						
Magnet Resource	1	1						
School Counselor	1	1						
Social Worker	1	1						
School Psychologist	0.6	0.6						
School Climate Specialist	1	1						
Total	49	50	Total	445	437	Total	12	13

	Actual	Proposed
Staffing Total	61	63

Instructional Staff:	43.4	44.4
Students Per Instructional Staff:	10.3	9.8

Note: Due to fiscal constraints this budget is subject to modifications(+/-).

	Adjusted FY 19/20		Proposed FY 20/21		Difference (+ / -)				
General Funds									
CERTIFIED STAFF	\$	2,950,058	46	\$	3,090,125	47	\$	140,067	1
NON-CERTIFIED STAFF	\$	312,457	9	\$	400,031	10	\$	87,574	1
50136 PART TIME STAFF	\$	19,329		\$	12,451		\$	(6,878)	
Total Salaries	\$	3,281,844	55	\$	3,502,607	57	\$	220,763	2
Non-Personnel									
54411 EQUIPMENT	\$	2,000		\$	2,000		\$	-	
54413 COMPUTER EQUIPMENT	\$	986		\$	986		\$	-	
54415 FURNITURE	\$	3,000		\$	3,000		\$	-	
55512 ED. SUPPLY INVENTORY	\$	10,000		\$	12,200		\$	2,200	
55520 GENERAL/OFFICE SUPPLY	\$	5,200		\$	3,000		\$	(2,200)	
55531 TEXTBOOKS	\$	17,473		\$	17,473		\$	-	
Total Non-Personnel	\$	38,659		\$	38,659		\$	-	
Total General Funds	\$	3,320,503	55	\$	3,541,266	57	\$	220,763	2
InterDistrict Funds									
Total Interdistrict Funds	\$	-	0	\$	-	0	\$	-	0
Special Funds									
CERTIFIED STAFF	\$	207,091	3	\$	213,858	3	\$	6,767	0
NON-CERTIFIED STAFF	\$	78,424	3	\$	80,497	3	\$	2,073	0
50141 SEASONAL HELP	\$	16,784		\$	-		\$	(16,784)	
50148 CURRICULUM DEVELOPMENT	\$	10,000		\$	-		\$	(10,000)	
51809 HEALTH INSURANCE	\$	18,742		\$	-		\$	(18,742)	
58852 FICA/MEDICARE EMPLOYER CONTRIB	\$	9,398		\$	-		\$	(9,398)	
59933 WORKERS COMPENSATION	\$	1,700		\$	-		\$	(1,700)	
Total Salaries	\$	342,139	6	\$	294,355	6	\$	(47,784)	0
Non-Personnel									
54411 EQUIPMENT	\$	12,000		\$	-		\$	(12,000)	
54413 COMPUTER EQUIPMENT	\$	106,580		\$	-		\$	(106,580)	
55100 MATERIALS & SUPPLIES INSTRUCTN	\$	43,007		\$	14,241		\$	(28,766)	
55574 OTHER MATERIALS & SUPPLIES	\$	13,000		\$	-		\$	(13,000)	
55576 OTHER	\$	22,244		\$	-		\$	(22,244)	
56800 PARENT ACTIVITIES	\$	95,439		\$	3,000		\$	(92,439)	
56904 TUTORS	\$	20,000		\$	33,882		\$	13,882	
Total Non-Personnel	\$	312,270		\$	51,123		\$	(261,147)	
Total Special Funds	\$	654,409	6	\$	345,478	6	\$	(308,931)	0
Grand Total All Funds	\$	3,974,912	61	\$	3,886,744	63	\$	(88,168)	2

Note: Due to fiscal constraints this budget is subject to modifications(+/-).



New Haven Public Schools

Grades: PreK-8

Clinton Avenue School

293 Clinton Avenue New Haven, CT 06513
(475) 220-3300

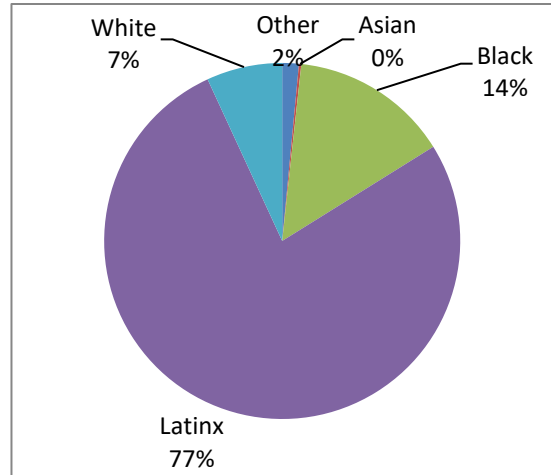
Enrollment: 465

Student Performance

	2017-18	2018-19
Math	21%	19%
ELA	35%	39%

Percent of students achieving Proficient or better on Smarter Balanced Assessment in Grades 3-8 and/or SAT in Grade 11

Student Demographics



All Funds Budget Summary

	2019-20	Proposed 20-21
FT Personnel:	\$ 3,828,609.00	\$ 3,430,305.00
Non-Personnel:	\$ 317,868.00	\$ 239,723.00
Total Expenditures:	\$ 4,146,477.00	\$ 3,670,028.00

English Language Learners: 37%
Special Education: 17%
Free and Reduced Lunch: 77%

STAFFING & ENROLLMENT

Certified Staff			Enrollment			Non-Certified Staff		
	Actual 19/20	Proposed 20/21	Grade Level	Actual 19/20	Proposed 20/21		Actual 19/20	Proposed 20/21
Principals	1	1	Pre-K			Clerical Support	2	2
Assistant Principals	1	1	K	59	60	Paraprofessionals:		
Pre-K School			1	53	59	Grades K-1	4	4
Grades K-6 Classroom	12	12	2	51	53	Pre-K School		
Math	2	2	3	51	51	SPED Para	3	3
Bilingual/ESOL	7	7	4	57	51	Youth & Family Support	0	0
Reading/Language Arts	2	2	5	56	57	School Security	1	1
Science	2	2	6	51	56	Custodial	2	2
Social Studies/History	2	2	7	45	51			
English	0	0	8	42	45			
World Language	0	0	9					
Art	1	1	10					
Music	2	2	11					
Career/Tech Ed	0	0	12					
Physical Education	2	2						
Library Media	1	1						
Special Education	5	5						
Speech	0.2	0.2						
Coach - Math	1	1						
Coach - Literacy	0	0						
Other								
School Counselor	1	1						
Social Worker	1	1						
School Psychologist	1	1						
School Climate Specialist	1	1						
Total	45.2	45.2	Total	465	483	Total	12	12

	Actual	Proposed
Staffing Total	57.2	57.2

Instructional Staff:	39.2	39.2
Students Per Instructional Staff:	11.9	12.3

Note: Due to fiscal constraints this budget is subject to modifications(+/-).

	Adjusted FY 19/20		Proposed FY 20/21		Difference (+ / -)				
General Funds									
CERTIFIED STAFF	\$	2,736,312	42.2	\$	2,809,104	42.2	\$	72,792	0
NON-CERTIFIED STAFF	\$	300,204	8	\$	307,642	8	\$	7,438	0
50136 PART TIME STAFF	\$	19,901		\$	13,011		\$	(6,890)	
Total Salaries	\$	3,056,417	50.2	\$	3,129,757	50.2	\$	73,340	0
Non-Personnel									
54411 EQUIPMENT	\$	1,660		\$	1,800		\$	140	
54415 FURNITURE	\$	1,600		\$	-		\$	(1,600)	
55512 ED. SUPPLY INVENTORY	\$	7,740		\$	7,500		\$	(240)	
55520 GENERAL/OFFICE SUPPLY	\$	8,803		\$	8,237		\$	(566)	
55531 TEXTBOOKS	\$	20,000		\$	28,000		\$	8,000	
Total Non-Personnel	\$	39,803		\$	45,537		\$	5,734	
Total General Funds	\$	3,096,220	50.2	\$	3,175,294	50.2	\$	79,074	0
InterDistrict Funds									
Total Interdistrict Funds	\$	-	0	\$	-	0	\$	-	0
Special Funds									
CERTIFIED STAFF	\$	193,448	3	\$	199,607	3	\$	6,159	0
NON-CERTIFIED STAFF	\$	98,239	4	\$	100,941	4	\$	2,702	0
PART TIME STAFF	\$	480,505		\$	-		\$	-	
Total Salaries	\$	772,192	7	\$	300,548	7	\$	8,861	0
Non-Personnel									
54413 COMPUTER EQUIPMENT	\$	58,290		\$	58,290		\$	-	
55100 MATERIALS & SUPPLIES INSTRUCTN	\$	125,000		\$	18,000		\$	(107,000)	
55576 OTHER	\$	10,000		\$	4,245		\$	(5,755)	
56694 OTHER CONTRACTUAL SERVICES	\$	74,575		\$	74,575		\$	-	
56697 OTHER PURCHASED SERVICES BOE	\$	10,200		\$	10,200		\$	-	
56800 PARENT ACTIVITIES	\$	-		\$	2,000		\$	2,000	
56904 TUTORS	\$	-		\$	26,876		\$	26,876	
Total Non-Personnel	\$	278,065		\$	194,186		\$	(83,879)	
Total Special Funds	\$	1,050,257	7	\$	494,734	7	\$	(75,018)	0
Grand Total All Funds	\$	4,146,477	57.2	\$	3,670,028	57.2	\$	4,056	0

Note: Due to fiscal constraints this budget is subject to modifications(+/-).



New Haven Public Schools

Columbus Family Academy
 255 Blatchley Avenue New Haven, CT 06513
 (475) 220-2500

Grades: PreK-8

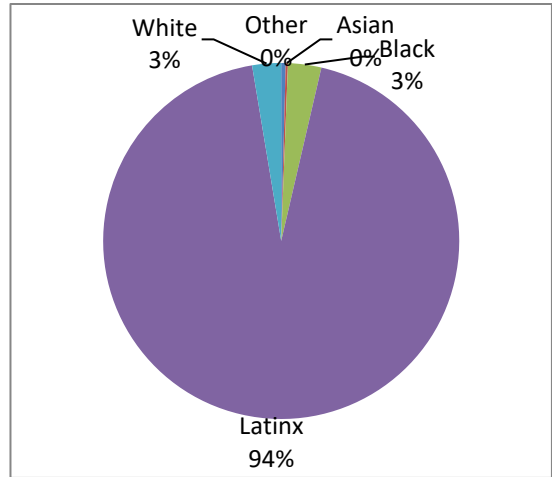
Enrollment: 496

Student Performance

	2017-18	2018-19
Math	11%	13%
ELA	21%	26%

Percent of students achieving Proficient or better on Smarter Balanced Assessment in Grades 3-8 and/or SAT in Grade 11

Student Demographics



All Funds Budget Summary

	2019-20	Proposed 20-21
FT Personnel:	\$ 2,887,771.00	\$ 2,824,534.00
Non-Personnel:	\$ 84,725.00	\$ 94,852.00
Total Expenditures:	\$ 2,972,496.00	\$ 2,919,386.00

English Language Learners: 47%
 Special Education: 13%
 Free and Reduced Lunch: 66%

STAFFING & ENROLLMENT

Certified Staff			Enrollment			Non-Certified Staff		
	Actual 19/20	Proposed 20/21	Grade Level	Actual 19/20	Proposed 20/21		Actual 19/20	Proposed 20/21
Principals	1	1	Pre-K	33	33	Clerical Support	1	1
Assistant Principals	1	1	K	50	51	Paraprofessionals:		
Pre-K School	0	0	1	51	50	Grades K-1	4	4
Grades K-6 Classroom	13	13	2	50	51	Pre-K School	3	3
Math	2	2	3	51	50	SPED Para		
Bilingual/ESOL	1	1	4	52	51	Youth & Family Support	0	0
Reading/Language Arts	2	2	5	53	52	School Security	0	1
Science	1	1	6	54	53	Custodian	1	2
Social Studies/History	1	1	7	49	54			
English	0	0	8	53	49			
World Language	1	1	9					
Art	1	1	10					
Music	1	1	11					
Career/Tech Ed	0	0	12					
Physical Education	1.6	1.6						
Library Media	0	0						
Special Education	3	3						
Speech	0.2	0.2						
Coach - Math	1	1						
Coach - Literacy	1	1						
Other								
School Counselor	0.5	0.5						
Social Worker	1	1						
School Psychologist	1	1						
School Climate Specialist								
Total	34.3	34.3	Total	496	494	Total	9	11

	Actual	Proposed
Staffing Total	43.3	45.3

Instructional Staff:	29.8	29.8
Students Per Instructional Staff:	16.6	16.6

Note: Due to fiscal constraints this budget is subject to modifications(+/-).

	Adjusted FY 19/20		Proposed FY 20/21		Difference (+ / -)	
General Funds						
CERTIFIED STAFF	\$ 2,393,221	33.3	\$ 2,205,518	33.3	\$ (187,703)	0
NON-CERTIFIED STAFF	\$ 90,267	2	\$ 163,527	4	\$ 73,260	2
50136 PART TIME STAFF	\$ 19,370		\$ 13,362		\$ (6,008)	
Total Salaries	\$ 2,502,858	35.3	\$ 2,382,407	37.3	\$ (120,451)	2
Non-Personnel						
54411 EQUIPMENT	\$ 5,021		\$ 5,021		\$ -	
54413 COMPUTER EQUIPMENT	\$ 11,000		\$ 7,000		\$ (4,000)	
55512 ED. SUPPLY INVENTORY	\$ 8,000		\$ 10,000		\$ 2,000	
55520 GENERAL/OFFICE SUPPLY	\$ -		\$ 10,127		\$ 10,127	
55531 TEXTBOOKS	\$ 14,719		\$ 16,719		\$ 2,000	
Total Non-Personnel	\$ 38,740		\$ 48,867		\$ 10,127	
Total General Funds	\$ 2,541,598	35.3	\$ 2,431,274	37.3	\$ (110,324)	2
InterDistrict Funds						
Total Interdistrict Funds	\$ -	0	\$ -	0	\$ -	0
Special Funds						
CERTIFIED STAFF	\$ 89,856	1	\$ 90,356	1	\$ 500	0
NON-CERTIFIED STAFF	\$ 200,123	7	\$ 205,718	7	\$ 5,595	0
50136 PART TIME STAFF	\$ 27,378		\$ -		\$ (27,378)	
50140 LONGEVITY	\$ 1,847		\$ -		\$ (1,847)	
51809 HEALTH INSURANCE	\$ 48,881		\$ 121,390		\$ 72,509	
51810 RETIREMENT CONTRIBUTION	\$ 2,513		\$ -		\$ (2,513)	
58852 FICA/MEDICARE EMPLOYER CONTRIB	\$ 13,145		\$ 22,650		\$ 9,505	
59933 WORKERS COMPENSATION	\$ 1,170		\$ 2,013		\$ 843	
Total Salaries	\$ 384,913	8	\$ 442,127	8	\$ 57,214	0
Non-Personnel						
54413 COMPUTER EQUIPMENT	\$ 4,500		\$ 4,500		\$ -	
55100 MATERIALS & SUPPLIES INSTRUCTN	\$ 5,500		\$ 5,500		\$ -	
55576 OTHER	\$ 1,140		\$ 1,140		\$ -	
56800 PARENT ACTIVITIES	\$ 1,000		\$ 1,000		\$ -	
56904 TUTORS	\$ 33,845		\$ 33,845		\$ -	
Total Non-Personnel	\$ 45,985		\$ 45,985		\$ -	
Total Special Funds	\$ 430,898	8	\$ 488,112	8	\$ 57,214	0
Grand Total All Funds	\$ 2,972,496	43.3	\$ 2,919,386	45.3	\$ (53,110)	2

Note: Due to fiscal constraints this budget is subject to modifications(+/-).



New Haven Public Schools
 Conte West Hills Magnet: Exp. & Innovation
 511 Chapel Street New Haven, CT 06511
 (475) 220-5400

Grades: PreK-8

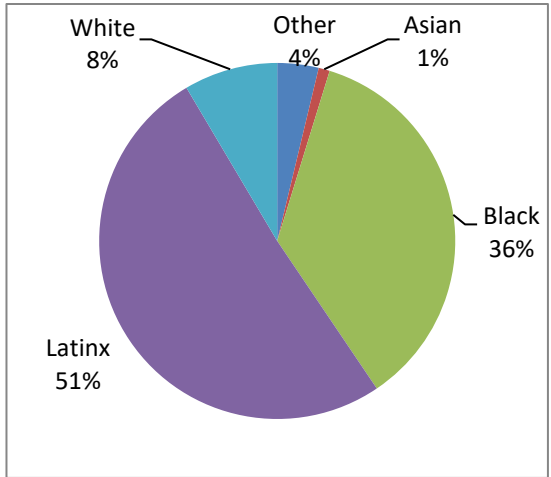
Enrollment: 693

Student Performance

	2017-18	2018-19
Math	24%	27%
ELA	38%	37%

Percent of students achieving Proficient or better on Smarter Balanced Assessment in Grades 3-8 and/or SAT in Grade 11

Student Demographics



All Funds Budget Summary

	2019-20	Proposed 20-21
FT Personnel:	\$ 4,070,815.00	\$ 4,539,704.00
Non-Personnel:	\$ 109,712.00	\$ 121,515.00
Total Expenditures:	\$ 4,180,527.00	\$ 4,661,219.00

English Language Learners: 11%
 Special Education: 11%
 Free and Reduced Lunch: 65%

STAFFING & ENROLLMENT

Certified Staff			Enrollment			Non-Certified Staff		
	Actual 19/20	Proposed 20/21	Grade Level	Actual 19/20	Proposed 20/21		Actual 19/20	Proposed 20/21
Principals	1	1	Pre-K	38	40	Clerical Support	1	2
Assistant Principals	2	2	K	73	75	Paraprofessionals:		
Pre-K School	2	2	1	68	73	Grades K-1	6	6
Grades K-6 Classroom	20	20	2	61	68	Pre-K School	4	4
Math	2	2	3	73	61	SPED Para		
Bilingual/ESOL	0	0	4	78	73	Youth & Family Support	0	0
Reading/Language Arts	1	1	5	73	78	School Security	0	1
Science	2	2	6	74	73	Custodian	2	2
Social Studies/History	2	2	7	77	74			
English	1	1	8	78	77			
World Language	2	2	9					
Art	2	2	10					
Music	2	2	11					
Career/Tech Ed			12					
Physical Education	2.6	2.6						
Library Media	1	1						
Special Education	2	2						
Speech	1	1						
Coach - Math	1	1						
Coach - Literacy	1	1						
Other-Magnet Resource	1	1						
School Counselors	1	1						
Social Worker	1	1						
School Psychologist	0.6	0.6						
School Climate Specialist								
Total	51.2	51.2	Total	693	692	Total	13	15

	Actual	Proposed
Staffing Total	64.2	66.2

Instructional Staff:	44.6	44.6
Students Per Instructional Staff:	15.5	15.5

Note: Due to fiscal constraints this budget is subject to modifications(+/-).

	Adjusted FY 19/20			Proposed FY 20/21			Difference (+ / -)		
General Funds									
CERTIFIED STAFF	\$	3,576,048	50.2	\$	3,744,460	50.2	\$	168,412	0
NON-CERTIFIED STAFF	\$	272,779	8	\$	355,980	10	\$	83,201	2
50136 PART TIME STAFF	\$	26,726		\$	22,000		\$	(4,726)	
Total Salaries	\$	3,875,553	58.2	\$	4,122,440	60.2	\$	246,887	2
Non-Personnel									
54411 EQUIPMENT	\$	-		\$	10,000		\$	10,000	
54413 COMPUTER EQUIPMENT	\$	-		\$	5,000		\$	5,000	
55512 ED. SUPPLY INVENTORY	\$	15,215		\$	18,018		\$	2,803	
55520 GENERAL/OFFICE SUPPLY	\$	6,320		\$	6,320		\$	-	
55531 TEXTBOOKS	\$	22,317		\$	16,317		\$	(6,000)	
56605 FIELD TRIPS	\$	7,600		\$	7,600		\$	-	
56684 GRADUATION	\$	2,000		\$	2,000		\$	-	
Total Non-Personnel	\$	53,452		\$	65,255		\$	11,803	
Total General Funds	\$	3,929,005	58.2	\$	4,187,695	60.2	\$	258,690	2
InterDistrict Funds									
Total Interdistrict Funds	\$	-	0	\$	-	0	\$	-	0
Special Funds									
CERTIFIED STAFF	\$	59,469	1	\$	61,284	1	\$	1,815	0
NON-CERTIFIED STAFF	\$	135,793	5	\$	355,980	5	\$	220,187	0
Total Salaries	\$	195,262	6	\$	417,264	6	\$	222,002	0
Non-Personnel									
55576 OTHER	\$	258		\$	258		\$	-	
56800 PARENT ACTIVITIES	\$	1,000		\$	1,000		\$	-	
56904 TUTORS	\$	55,002		\$	55,002		\$	-	
Total Non-Personnel	\$	56,260		\$	56,260		\$	-	
Total Special Funds	\$	251,522	6	\$	473,524	6	\$	222,002	0
Grand Total All Funds	\$	4,180,527	64.2	\$	4,661,219	66.2	\$	480,692	2

Note: Due to fiscal constraints this budget is subject to modifications(+/-).



New Haven Public Schools

Cooperative Arts & Humanities Magnet High School
 177 College Street New Haven, CT 06511
 (475) 220-2400

Grades: 9-12

Enrollment: 581

Student Performance

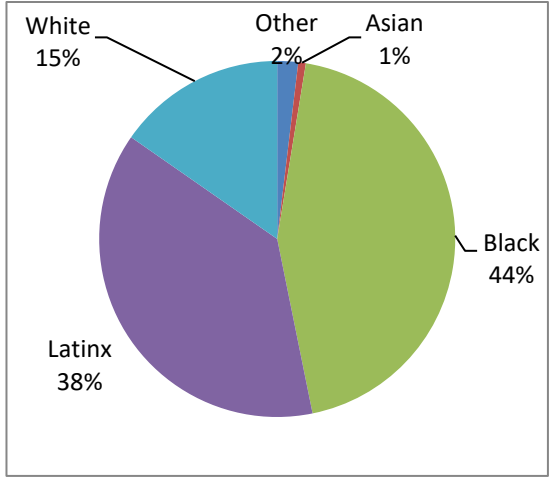
	2017-18	2018-19
Math	14%	14%
ELA	45%	39%

Percent of students achieving Proficient or better on Smarter Balanced Assessment in Grades 3-8 and/or SAT in Grade 11

All Funds Budget Summary

	2019-20	Proposed 20-21
FT Personnel:	\$ 4,813,154.00	\$ 5,035,873.00
Non-Personnel:	\$ 459,689.00	\$ 472,839.00
Total Expenditures:	\$ 5,272,843.00	\$ 5,508,712.00

Student Demographics



English Language Learners: 4%
 Special Education: 13%
 Free and Reduced Lunch: 49%

Cooperative Arts and Humanities

STAFFING & ENROLLMENT

Certified Staff			Enrollment			Non-Certified Staff		
	Actual 19/20	Proposed 20/21	Grade Level	Actual 19/20	Proposed 20/21		Actual 19/20	Proposed 20/21
Principals	1	1	Pre-K			Clerical Support	1	2
Assistant Principals	2	2	K			Paraprofessionals: Grades K-1		
Pre-K School	0	0	1			Pre-K School		
Grades K-6 Classroom	0	0	2			SPED Para	1	1
Math	7	7	3			Arts Director	1	1
Bilingual/ESOL			4			Youth & Family Support		
Reading/Language Arts			5			Community Rel Worker	1	1
Science	6	6	6			Student Retention Spec	1	1
Social Studies/History	6	6	7			School Security	2	4
English	8	8	8			Custodian	2	2
World Language	5	5	9	147	170			
Art	9	9	10	142	147			
Music	4	4	11	141	142			
Career/Tech Ed	2	2	12	151	141			
Physical Education	1	1						
Library Media	1	1						
Special Education	4	4						
Speech	0.3	0.3						
Coach - Math								
Coach - Literacy								
Other								
School Counselor	2	2						
Social Worker	0.8	0.8						
School Psychologist	0	0						
School Climate Specialist								
Total	59.1	59.1	Total	581	600	Total	9	12

	Actual	Proposed
Staffing Total	68.1	71.1

Instructional Staff:	53.3	53.3
Students Per Instructional Staff:	10.9	11.3

Note: Due to fiscal constraints this budget is subject to modifications(+/-).



COOPERATIVE ARTS AND HUMANITIES

	Adjusted FY 19/20		Proposed FY 20/21		Difference (+ / -)				
General Funds									
CERTIFIED STAFF	\$	2,542,170	32.1	\$	2,598,130	32.1	\$	55,960	0
NON-CERTIFIED STAFF	\$	221,362	5	\$	338,912	8	\$	117,550	3
50136 PART TIME STAFF	\$	17,041		\$	10,800		\$	(6,241)	
Total Salaries	\$	2,780,573	37.1	\$	2,947,842	40.1	\$	167,269	3
Non-Personnel									
54413 COMPUTER EQUIPMENT	\$	-		\$	12,000		\$	12,000	
55512 ED. SUPPLY INVENTORY	\$	2,036		\$	10,000		\$	7,964	
55520 GENERAL/OFFICE SUPPLY	\$	15,000		\$	8,000		\$	(7,000)	
55531 TEXTBOOKS	\$	7,615		\$	7,801		\$	186	
Total Non-Personnel	\$	24,651		\$	37,801		\$	13,150	
Total General Funds	\$	2,805,224	37.1	\$	2,985,643	40.1	\$	180,419	3
InterDistrict Funds									
CERTIFIED STAFF	\$	1,833,021	27	\$	1,885,106	27	\$	52,085	0
NON-CERTIFIED STAFF	\$	129,512	4	\$	132,877	4	\$	3,365	0
50136 PART TIME STAFF	\$	70,048		\$	70,048		\$	-	
Total Salaries	\$	2,032,581	31	\$	2,088,031	31	\$	55,450	0
Non-Personnel									
54413 COMPUTER EQUIPMENT	\$	10,000		\$	10,000		\$	-	
55100 MATERIALS & SUPPLIES INSTRUCTN	\$	25,000		\$	25,000		\$	-	
55531 TEXTBOOKS	\$	25,000		\$	25,000		\$	-	
56697 OTHER PURCHASED SERVICES BOE	\$	375,038		\$	375,038		\$	-	
Total Non-Personnel	\$	435,038		\$	435,038		\$	-	
Total Interdistrict Funds	\$	2,467,619	31	\$	2,523,069	31	\$	55,450	0
Special Funds									
Total Special Funds	\$	-	0	\$	-	0	\$	-	0
Grand Total All Funds	\$	5,272,843	68.1	\$	5,508,712	71.1	\$	235,869	3

Note: Due to fiscal constraints this budget is subject to modifications(+/-).



New Haven Public Schools

Davis Street Arts & Academics Magnet School
 35 Davis St. New Haven, CT 06515
 (203) 497-7800

Grades: PreK-8

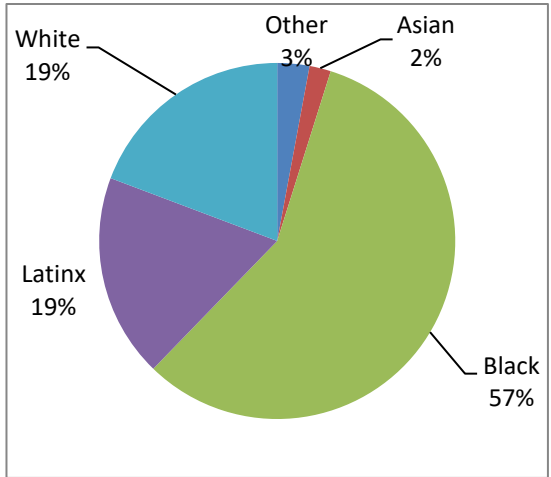
Enrollment: 514

Student Performance

	2017-18	2018-19
Math	26%	28%
ELA	47%	48%

Percent of students achieving Proficient or better on Smarter Balanced Assessment in Grades 3-8 and/or SAT in Grade 11

Student Demographics



All Funds Budget Summary

	2019-20	Proposed 20-21
FT Personnel:	\$ 3,702,334.00	\$ 3,785,566.00
Non-Personnel:	\$ 248,031.00	\$ 251,655.00
Total Expenditures:	\$ 3,950,365.00	\$ 4,037,221.00

English Language Learners: 1%
 Special Education: 10%
 Free and Reduced Lunch: 39%

STAFFING & ENROLLMENT

Certified Staff			Enrollment			Non-Certified Staff		
	Actual 19/20	Proposed 20/21	Grade Level	Actual 19/20	Proposed 20/21		Actual 19/20	Proposed 20/21
Principals	1	1	Pre-K	57	60	Clerical Support	1	1
Assistant Principals	1	1	K	50	52	Paraprofessionals:		
Pre-K School	3	3	1	51	50	Grades K-1	5	5
Grades K-6 Classroom	14	14	2	50	51	Pre-K School	7	7
Math	1	1	3	52	50	SPED Para	3	3
Bilingual/ESOL			4	52	52	Youth & Family Support		
Reading/Language Arts	2	2	5	52	52	School Security	1	1
Science	1	1	6	49	52	Custodian	2	2
Social Studies/History	1	1	7	49	49			
English	0	0	8	52	49			
World Language	1	1	9					
Art	1	1	10					
Music	2	2	11					
Career/Tech Ed	1	1	12					
Physical Education	1.4	1.4						
Library Media	0.5	0.5						
Special Education	4	4						
Speech	0.6	0.6						
Coach - Math	1	1						
Coach - Literacy	1	1						
Other-Magnet Resource	2	2						
School Counselors	0.5	0.5						
Social Worker	1	1						
School Psychologist	0.6	0.6						
School Climate Specialist								
Total	41.6	41.6	Total	514	517	Total	19	19

	Actual	Proposed
Staffing Total	60.6	60.6

Instructional Staff:	35.5	35.5
Students Per Instructional Staff:	14.5	14.6

Note: Due to fiscal constraints this budget is subject to modifications(+/-).



	Adjusted FY 19/20		Proposed FY 20/21		Difference (+ / -)	
General Funds						
CERTIFIED STAFF	\$ 1,003,174	13.6	\$ 1,030,279	13.6	\$ 27,105	0
NON-CERTIFIED STAFF	\$ 242,712	6	\$ 248,555	6	\$ 5,843	0
50136 PART TIME STAFF	\$ 13,199		\$ 8,478		\$ (4,721)	
Total Salaries	\$ 1,259,085	19.6	\$ 1,287,312	19.6	\$ 28,227	0
Non-Personnel						
55512 ED. SUPPLY INVENTORY	\$ 26,399		\$ 29,673		\$ 3,274	
Total Non-Personnel	\$ 26,399		\$ 29,673		\$ 3,274	
Total General Funds	\$ 1,285,484	19.6	\$ 1,316,985	19.6	\$ 31,501	0
InterDistrict Funds						
CERTIFIED STAFF	\$ 1,790,559	26	\$ 1,837,606	26	\$ 47,047	0
NON-CERTIFIED STAFF	\$ 301,972	13	\$ 310,280	13	\$ 8,308	0
50136 PART TIME STAFF	\$ 120,350		\$ 120,000		\$ (350)	
Total Salaries	\$ 2,212,881	39	\$ 2,267,886	39	\$ 55,005	0
Non-Personnel						
55100 MATERIALS & SUPPLIES INSTRUCTN	\$ 22,682		\$ 23,032		\$ 350	
55531 TEXTBOOKS	\$ 10,000		\$ 10,000		\$ -	
Total Non-Personnel	\$ 32,682		\$ 33,032		\$ 350	
Total Interdistrict Funds	\$ 2,245,563	39	\$ 2,300,918	39	\$ 55,355	0
Special Funds						
CERTIFIED STAFF	\$ 147,125	2	\$ 149,447	2	\$ 2,322	0
50148 CURRICULUM DEVELOPMENT	\$ 18,000		\$ 16,465		\$ (1,535)	
51809 HEALTH INSURANCE	\$ 60,321		\$ 61,273		\$ 952	
58852 FICA/MEDICARE EMPLOYER CONTRIB	\$ 3,663		\$ 2,167		\$ (1,496)	
59933 WORKERS COMPENSATION	\$ 1,259		\$ 1,016		\$ (243)	
Total Salaries	\$ 230,368	2	\$ 230,368	2	\$ 0	0
Non-Personnel						
53330 BUSINESS TRAVEL	\$ 10,000		\$ 10,000		\$ -	
54411 EQUIPMENT	\$ 10,000		\$ 10,000		\$ -	
54413 COMPUTER EQUIPMENT	\$ 70,300		\$ 70,300		\$ -	
55100 MATERIALS & SUPPLIES INSTRUCTN	\$ 43,250		\$ 43,250		\$ -	
55574 OTHER MATERIALS & SUPPLIES	\$ 3,000		\$ 3,000		\$ -	
55576 OTHER	\$ 10,000		\$ 10,000		\$ -	
56694 OTHER CONTRACTUAL SERVICES	\$ 22,400		\$ 22,400		\$ -	
56904 TUTORS	\$ 20,000		\$ 20,000		\$ -	
Total Non-Personnel	\$ 188,950		\$ 188,950		\$ -	
Total Special Funds	\$ 419,318	2	\$ 419,318	2	\$ 0	0
Grand Total All Funds	\$ 3,950,365	60.6	\$ 4,037,221	60.6	\$ 86,856	0

Note: Due to fiscal constraints this budget is subject to modifications(+/-).



New Haven Public Schools

Dr. Reginald Mayo Early Learning Center
 185 Goffe Street New Haven, CT 06511
 (475) 220-7900

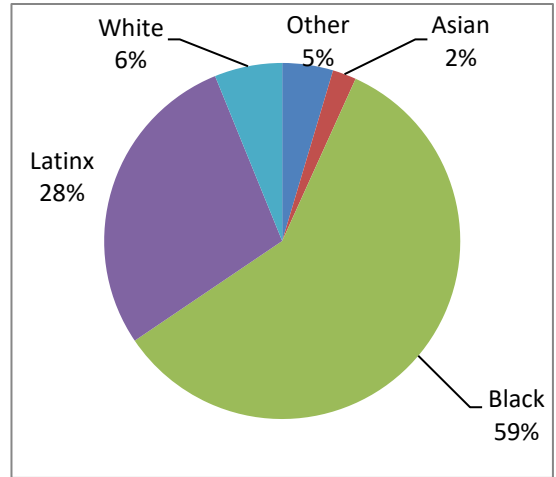
Grades: PreK

Enrollment: 325

All Funds Budget Summary

	2019-20	Proposed 20-21
FT Personnel:	\$ 4,949,293.00	\$ 5,148,597.00
Non-Personnel:	\$ 518,553.00	\$ 517,449.00
Total Expenditures:	\$ 5,467,846.00	\$ 5,666,046.00

Student Demographics



English Language Learners: 0%
 Special Education: 24%
 Free and Reduced Lunch: 45%

Dr. Mayo Early Learning Center

STAFFING & ENROLLMENT

Certified Staff			Enrollment			Non-Certified Staff		
	Actual 19/20	Proposed 20/21	Grade Level	Actual 19/20	Proposed 20/21		Actual 19/20	Proposed 20/21
Principals	1	1	Pre-K	398	386	Clerical Support	0	1
Assistant Principals	1	1	K			Paraprofessionals:		
Pre-K School	23	23	1			Grades K-1		
Grades K-6 Classroom			2			Pre-K School	25	25
Math			3			SPED Para	6	6
Bilingual/ESOL			4			Youth & Family Support		
Reading/Language Arts			5			Outreach Worker	6	6
Science			6			BOE Nurses	2	2
Social Studies/History			7			Social Worker	3	3
English			8			School Security	0	1
World Language			9			Custodian	2	2
Art			10					
Music	1	1	11					
Career/Tech Ed			12					
Physical Education	1	1						
Library Media								
Special Education	3	3						
Speech	1	1						
Coach - Math								
Coach - Literacy	2	2						
Guidance								
Other								
School Counselors								
Social Worker								
School Psychologist								
School Climate Specialist								
Total	33	33	Total	325	325	Total	44	46

	Actual	Proposed
Staffing Total	77	79

Instructional Staff:	31	31
Students Per Instructional Staff:	10.5	10.5

Note: Due to fiscal constraints this budget is subject to modifications(+/-).

	Adjusted FY 19/20		Proposed FY 20/21		Difference (+ / -)				
General Funds									
CERTIFIED STAFF	\$	1,344,827	18	\$	1,387,327	18	\$	42,500	0
NON-CERTIFIED STAFF	\$	155,152	4	\$	235,223	6	\$	80,071	2
50136 PART TIME STAFF	\$	20,462		\$	9,121		\$	(11,341)	
Total Salaries	\$	1,520,441	22	\$	1,631,671	24	\$	111,230	2
Non-Personnel									
54413 COMPUTER EQUIPMENT	\$	-		\$	5,000		\$	5,000	
54415 FURNITURE	\$	5,000		\$	2,000		\$	(3,000)	
55512 ED. SUPPLY INVENTORY	\$	10,000		\$	-		\$	(10,000)	
55520 GENERAL/OFFICE SUPPLY	\$	15,529		\$	17,000		\$	1,471	
56605 FIELD TRIPS	\$	-		\$	3,925		\$	3,925	
56694 OTHER CONTRACTUAL SERVICES	\$	2,500		\$	2,000		\$	(500)	
56800 PARENT ACTIVITIES	\$	-		\$	2,000		\$	2,000	
Total Non-Personnel	\$	33,029		\$	31,925		\$	(1,104)	
Total General Funds	\$	1,553,470	22	\$	1,663,596	24	\$	110,126	2
InterDistrict Funds									
Total Interdistrict Funds	\$	-	0	\$	-	0	\$	-	0
Special Funds									
CERTIFIED STAFF	\$	883,147	15	\$	911,860	15	\$	28,713	0
NON-CERTIFIED STAFF	\$	1,136,640	40	\$	1,167,176	40	\$	30,536	0
50136 PART TIME STAFF	\$	304,190		\$	304,190		\$	-	
50140 LONGEVITY	\$	33,904		\$	33,904		\$	-	
50175 EDUCATION INCENTIVE	\$	9,000		\$	9,000		\$	-	
51809 HEALTH INSURANCE	\$	828,113		\$	852,405		\$	24,292	
51810 RETIREMENT CONTRIBUTION	\$	26,049		\$	26,049		\$	-	
51813 3144 SPECIAL FUND 457 PLAN	\$	11,398		\$	11,398		\$	-	
58852 FICA/MEDICARE EMPLOYER CONTRIB	\$	180,378		\$	184,910		\$	4,533	
59933 WORKERS COMPENSATION	\$	16,034		\$	16,034		\$	-	
Total Salaries	\$	3,428,852	55	\$	3,516,926	55	\$	88,074	0
Non-Personnel									
53330 BUSINESS TRAVEL	\$	13,654		\$	13,654		\$	-	
55100 MATERIALS & SUPPLIES INSTRUCTN	\$	54,690		\$	54,690		\$	-	
55576 OTHER	\$	33,828		\$	33,828		\$	-	
56601 TRANSPORTATION	\$	295,074		\$	295,074		\$	-	
56694 OTHER CONTRACTUAL SERVICES	\$	88,278		\$	88,278		\$	-	
Total Non-Personnel	\$	485,524		\$	485,524		\$	-	
Total Special Funds	\$	3,914,376	55	\$	4,002,450	55	\$	88,074	0
Grand Total All Funds	\$	5,467,846	77	\$	5,666,046	79	\$	198,200	2

Note: Due to fiscal constraints this budget is subject to modifications(+/-).



New Haven Public Schools

East Rock Community Magnet School
 133 Nash Street New Haven, CT 06511
 (475) 220-5900

Grades: PreK-8

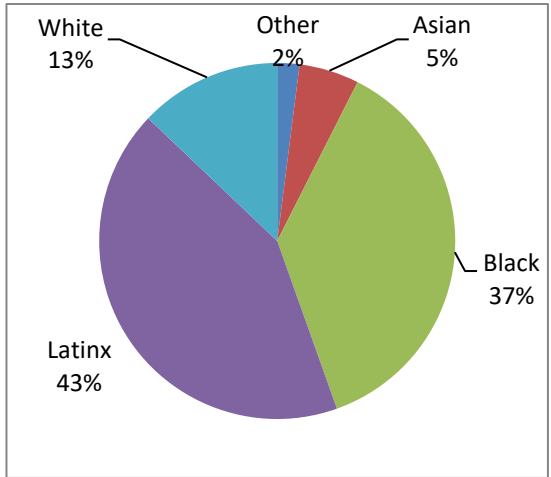
Enrollment: 496

Student Performance

	2017-18	2018-19
Math	23%	24%
ELA	33%	35%

Percent of students achieving Proficient or better on Smarter Balanced Assessment in Grades 3-8 and/or SAT in Grade 11

Student Demographics



All Funds Budget Summary

	2019-20	Proposed 20-21
FT Personnel:	\$ 4,133,359.00	\$ 4,354,957.00
Non-Personnel:	\$ 176,894.00	\$ 182,630.00
Total Expenditures:	\$ 4,310,253.00	\$ 4,537,587.00

English Language Learners: 18%
 Special Education: 23%
 Free and Reduced Lunch: 61%

STAFFING & ENROLLMENT

Certified Staff			Enrollment			Non-Certified Staff		
	Actual 19/20	Proposed 20/21	Grade Level	Actual 19/20	Proposed 20/21		Actual 19/20	Proposed 20/21
Principals	1	1	Pre-K	54	54	Clerical Support	1	1
Assistant Principals	1	1	K	51	52	Paraprofessionals:		
Pre-K School			1	45	51	Grades K-1	5	5
Grades K-6 Classroom	14	14	2	51	45	Pre-K School	2	2
Math	1	1	3	45	51	SPED Para	9	9
Bilingual/ESOL	1	1	4	50	45	Youth & Family Support		
Reading/Language Arts	2	2	5	47	50	School Security	1	1
Science	1	2	6	52	48	Custodian	2	2
Social Studies/History	1	1	7	49	52			
English	0	0	8	52	49			
World Language	1	1	9					
Art	2	2	10					
Music	2	2	11					
Career/Tech Ed			12					
Physical Education	2	2						
Library Media	1	1						
Special Education	9	9						
Speech/Hearing	1.4	1.4						
Coach - Math	0	0						
Coach - Literacy	1	1						
Other-Magnet Resource	2	2						
School Counselor	0.5	0.5						
Social Worker	1	1						
School Psychologist	1	1						
School Climate Specialist								
Total	45.9	46.9	Total	496	497	Total	20	20

	Actual	Proposed
Staffing Total	65.9	66.9

Instructional Staff:	41.4	42.4
Students Per Instructional Staff:	12.0	11.7

Note: Due to fiscal constraints this budget is subject to modifications(+/-).

	Adjusted FY 19/20		Proposed FY 20/21		Difference (+ / -)				
General Funds									
CERTIFIED STAFF	\$	3,289,917	43.9	\$	3,427,562	44.9	\$	137,645	1
NON-CERTIFIED STAFF	\$	431,807	15	\$	442,137	15	\$	10,330	0
50136 PART TIME STAFF	\$	21,413		\$	13,878		\$	(7,535)	
Total Salaries	\$	3,743,137	58.9	\$	3,883,577	59.9	\$	140,440	1
Non-Personnel									
54409 SOFTWARE	\$	2,000		\$	-		\$	(2,000)	
54411 EQUIPMENT	\$	2,000		\$	1,000		\$	(1,000)	
55512 ED. SUPPLY INVENTORY	\$	10,000		\$	12,000		\$	2,000	
55520 GENERAL/OFFICE SUPPLY	\$	8,000		\$	8,000		\$	-	
55531 TEXTBOOKS	\$	18,000		\$	22,000		\$	4,000	
56605 FIELD TRIPS	\$	837		\$	2,573		\$	1,736	
56683 STUDENT ACTIVITIES	\$	2,000		\$	2,000		\$	-	
56684 GRADUATION	\$	-		\$	1,000		\$	1,000	
Total Non-Personnel	\$	42,837		\$	48,573		\$	5,736	
Total General Funds	\$	3,785,974	58.9	\$	3,932,150	59.9	\$	146,176	1
InterDistrict Funds									
Total Interdistrict Funds	\$	-	0	\$	-	0	\$	-	0
Special Funds									
CERTIFIED STAFF	\$	157,713	2	\$	160,585	2	\$	2,872	0
NON-CERTIFIED STAFF	\$	150,832	5	\$	155,078	5	\$	4,246	0
50148 CURRICULUM DEVELOPMENT	\$	10,000		\$	-		\$	(10,000)	
51809 HEALTH INSURANCE	\$	64,662		\$	129,422		\$	64,760	
58852 FICA/MEDICARE EMPLOYER CONTRIB	\$	5,490		\$	24,148		\$	18,658	
59933 WORKERS COMPENSATION	\$	1,425		\$	2,147		\$	722	
Total Salaries	\$	390,122	7	\$	471,380	7	\$	81,258	0
Non-Personnel									
53330 BUSINESS TRAVEL	\$	5,000		\$	5,000		\$	-	
54411 EQUIPMENT	\$	5,000		\$	5,000		\$	-	
54413 COMPUTER EQUIPMENT	\$	25,181		\$	25,181		\$	-	
55100 MATERIALS & SUPPLIES INSTRUCTN	\$	10,000		\$	10,000		\$	-	
55574 OTHER MATERIALS & SUPPLIES	\$	3,000		\$	3,000		\$	-	
55576 OTHER	\$	10,000		\$	10,000		\$	-	
56694 OTHER CONTRACTUAL SERVICES	\$	34,000		\$	34,000		\$	-	
56904 TUTORS	\$	41,876		\$	41,876		\$	-	
Total Non-Personnel	\$	134,057		\$	134,057		\$	-	
Total Special Funds	\$	524,179	7	\$	605,437	7	\$	81,258	0
Grand Total All Funds	\$	4,310,153	65.9	\$	4,537,587	66.9	\$	227,434	1

Note: Due to fiscal constraints this budget is subject to modifications(+/-).



New Haven Public Schools

Edgewood Magnet School
 737 Edgewood Avenue New Haven, CT 06515
 (475) 220-8000

Grades: PreK-8

Enrollment: 443

Student Performance

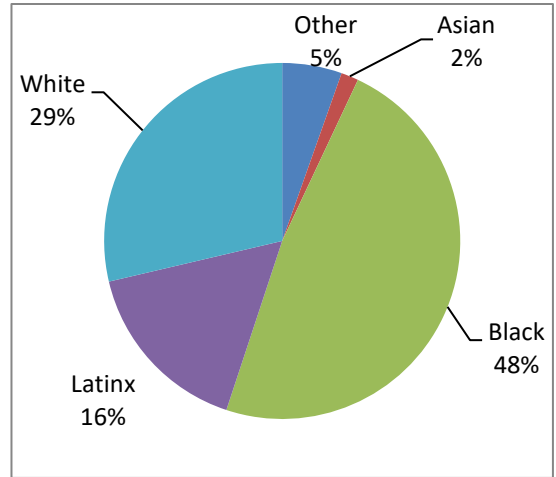
	2017-18	2018-19
Math	22%	24%
ELA	37%	39%

Percent of students achieving Proficient or better on Smarter Balanced Assessment in Grades 3-8 and/or SAT in Grade 11

All Funds Budget Summary

	2019-20	Proposed 20-21
FT Personnel:	\$ 3,130,720.00	\$ 3,030,441.00
Non-Personnel:	\$ 234,327.00	\$ 238,585.00
Total Expenditures:	\$ 3,365,047.00	\$ 3,269,026.00

Student Demographics



English Language Learners: 6%
 Special Education: 10%
 Free and Reduced Lunch: 45%

STAFFING & ENROLLMENT

Certified Staff			Enrollment			Non-Certified Staff		
	Actual 19/20	Proposed 20/21	Grade Level	Actual 19/20	Proposed 20/21		Actual 19/20	Proposed 20/21
Principals	1	1	Pre-K			Clerical Support	1	1
Assistant Principals	1	1	K	49	52	Paraprofessionals:		
Pre-K School	0	0	1	47	49	Grades K-1	3	3
Grades K-6 Classroom	15	15	2	49	47	Pre-K School	0	0
Math	1	1	3	51	49	SPED Para	2	2
Bilingual/ESOL	0	0	4	49	51	Youth & Family Support		
Reading/Language Arts	2	2	5	46	49	Parent Liaison	1	1
Science	1	1	6	49	46	Youth Development Coord.	1	1
Social Studies/History	1	1	7	53	49	School Security	1	1
English	0	0	8	50	43	Custodian	2	2
World Language	1	1	9					
Art	1	1	10					
Music	1	1	11					
Career/Tech Ed	0	0	12					
Physical Education	1.4	1.4						
Library Media	0.5	0.5						
Special Education	3	3						
Speech	0.2	0.2						
Coach - Math	1	1						
Coach - Literacy	1	1						
Other-Magnet Resource	2	2						
School Counselor	0.5	0.5						
Social Worker	1	1						
School Psychologist	0.4	0.4						
School Climate Specialist								
Total	36	36	Total	443	435	Total	11	11

	Actual	Proposed
Staffing Total	47	47

Instructional Staff:	32.1	32.1
Students Per Instructional Staff:	13.8	13.6

Note: Due to fiscal constraints this budget is subject to modifications(+/-).



	Adjusted FY 19/20		Proposed FY 20/21		Difference (+ / -)				
General Funds									
CERTIFIED STAFF	\$	2,186,762	32	\$	2,250,675	32	\$	63,913	0
NON-CERTIFIED STAFF	\$	292,375	8	\$	299,326	8	\$	6,951	0
50136 PART TIME STAFF	\$	18,062		\$	12,395		\$	(5,667)	
50141 SEASONAL HELP	\$	-		\$	3,000		\$	3,000	
Total Salaries	\$	2,497,199	40	\$	2,565,396	40	\$	68,197	0
Non-Personnel									
54409 SOFTWARE	\$	-		\$	1,600		\$	1,600	
54411 EQUIPMENT	\$	-		\$	1,000		\$	1,000	
54415 FURNITURE	\$	-		\$	5,000		\$	5,000	
55512 ED. SUPPLY INVENTORY	\$	10,000		\$	10,000		\$	-	
55520 GENERAL/OFFICE SUPPLY	\$	5,625		\$	5,383		\$	(242)	
55531 TEXTBOOKS	\$	17,000		\$	11,000		\$	(6,000)	
56605 FIELD TRIPS	\$	-		\$	2,000		\$	2,000	
56655 REGIS., DUES, & SUBSCRIPTONS	\$	3,500		\$	-		\$	(3,500)	
56694 OTHER CONTRACTUAL SERVICES	\$	-		\$	4,400		\$	4,400	
Total Non-Personnel	\$	36,125		\$	40,383		\$	4,258	
Total General Funds	\$	2,533,324	40	\$	2,605,779	40	\$	72,455	0
InterDistrict Funds									
Total Interdistrict Funds	\$	-	0	\$	-	0	\$	-	0
Special Funds									
CERTIFIED STAFF	\$	285,492	4	\$	292,146	4	\$	6,654	0
NON-CERTIFIED STAFF	\$	110,898	3	\$	113,812	3	\$	2,914	0
50148 CURRICULUM DEVELOPMENT	\$	41,592		\$	-		\$	(41,592)	
51809 HEALTH INSURANCE	\$	162,520		\$	49,110		\$	(113,410)	
58852 FICA/MEDICARE EMPLOYER CONTRIB	\$	30,324		\$	9,163		\$	(21,161)	
59933 WORKERS COMPENSATION	\$	2,695		\$	814		\$	(1,881)	
Total Salaries	\$	633,521	7	\$	465,045	7	\$	(168,476)	0
Non-Personnel									
53330 BUSINESS TRAVEL	\$	6,000		\$	6,000		\$	-	
54411 EQUIPMENT	\$	36,941		\$	36,941		\$	-	
54413 COMPUTER EQUIPMENT	\$	51,510		\$	51,510		\$	-	
55100 MATERIALS & SUPPLIES INSTRUCTN	\$	35,857		\$	35,857		\$	-	
55574 OTHER MATERIALS & SUPPLIES	\$	3,000		\$	3,000		\$	-	
55576 OTHER	\$	10,000		\$	10,000		\$	-	
56694 OTHER CONTRACTUAL SERVICES	\$	17,091		\$	17,091		\$	-	
56904 TUTORS	\$	37,803		\$	37,803		\$	-	
Total Non-Personnel	\$	198,202		\$	198,202		\$	-	
Total Special Funds	\$	831,723	7	\$	663,247	7	\$	(168,476)	0
Grand Total All Funds	\$	3,365,047	47	\$	3,269,026	47	\$	(96,021)	0

Note: Due to fiscal constraints this budget is subject to modifications(+/-).



New Haven Public Schools

Elm City Montessori School
 495 Blake Street New Haven, CT 06515
 (475) 220-4100

Grades: PreK-4

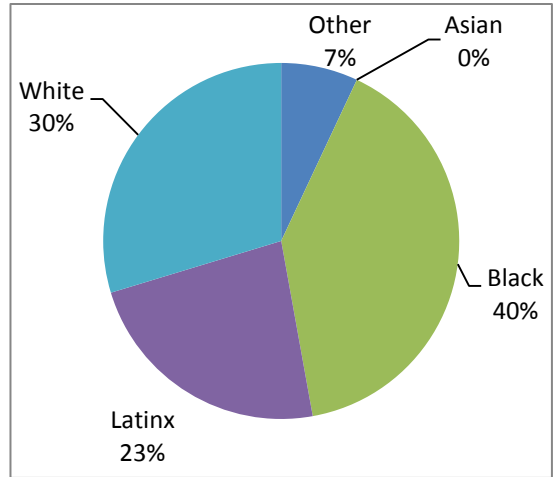
Enrollment: 229

Student Performance

	2017-18	2018-19
Math	#N/A	22%
ELA	#N/A	36%

Percent of students achieving Proficient or better on Smarter Balanced Assessment in Grades 3-8 and/or SAT in Grade 11

Student Demographics



All Funds Budget Summary

	2019-20	Proposed 20-21
FT Personnel:	\$ 1,253,631.00	\$ 1,252,292.00
Non-Personnel:	\$ 15,049.00	\$ 20,000.00
Total Expenditures:	\$ 1,268,680.00	\$ 1,272,292.00

English Language Learners: 3%
 Special Education: 6%
 Free and Reduced Lunch: 39%

STAFFING & ENROLLMENT

Certified Staff			Enrollment			Non-Certified Staff		
	Actual 19/20	Proposed 20/21	Grade Level	Actual 19/20	Proposed 20/21		Actual 19/20	Proposed 20/21
Principals	1	1	Pre-K	40	70	Clerical Support		
Assistant Principals			K	27	40	Paraprofessionals:		
Pre-K School			1	27	27	Grades K-1	1	1
Grades K-6 Classroom	10	10	2	27	27	Pre-K School		
Math			3	28	27	SPED Para		
Bilingual/ESOL			4	20	28	School Climate Specialist		
Reading/Language Arts			5	21	20	Youth & Family Support		
Science			6		21			
Social Studies/History			7					
English			8					
World Language			9					
Art			10					
Music			11					
Career/Tech Ed			12					
Physical Education								
Library Media								
Special Education								
Speech								
Coach - Instruction	1	1						
Coach - Literacy								
Other Magnet Resource	1	1						
School Counselor								
Social Worker	2	2						
School Psychologist								
Total	15	15	Total	190	260	Total	1	1

	Actual	Proposed
Staffing Total	16	16

Instructional Staff:	12	12
Students Per Instructional Staff:	15.8	21.7

Note: Due to fiscal constraints this budget is subject to modifications(+/-).



	Adjusted FY 19/20		Proposed FY 20/21		Difference (+ / -)				
General Funds									
CERTIFIED STAFF	\$	457,972	8	\$	459,346	8	\$	1,374	0
NON-CERTIFIED STAFF	\$	22,313	1	\$	22,380	1	\$	67	0
50136 PART TIME STAFF	\$	7,525		\$	2,447		\$	(5,078)	
Total Salaries	\$	487,810	9	\$	484,173	9	\$	(3,637)	0
Non-Personnel									
55512 ED. SUPPLY INVENTORY	\$	-		\$	10,000		\$	10,000	
55520 GENERAL/OFFICE SUPPLY	\$	15,049		\$	10,000		\$	(5,049)	
Total Non-Personnel	\$	15,049		\$	20,000		\$	4,951	
Total General Funds	\$	502,859	9	\$	504,173	9	\$	1,314	0
InterDistrict Funds									
Total Interdistrict Funds	\$	-	0	\$	-	0	\$	-	0
Special Funds									
CERTIFIED STAFF	\$	512,838	7	\$	514,377	7	\$	1,539	0
51809 HEALTH INSURANCE	\$	210,264		\$	210,895		\$	631	
58852 FICA/MEDICARE EMPLOYER CONTRIB	\$	39,232		\$	39,350		\$	118	
59933 WORKERS COMPENSATION	\$	3,487		\$	3,498		\$	10	
Total Salaries	\$	765,821	7	\$	768,119	7	\$	2,298	0
Non-Personnel									
Total Non-Personnel	\$	-		\$	-		\$	-	
Total Special Funds	\$	765,821	7	\$	768,119	7	\$	2,298	0
Grand Total All Funds	\$	1,268,680	16	\$	1,272,292	16	\$	3,612	0

Note: Due to fiscal constraints this budget is subject to modifications(+/-).



New Haven Public Schools
 Engineering & Science University Magnet School
 500 Boston Post Road West Haven, CT 06516
 (475) 220-6000

Grades: 6-12

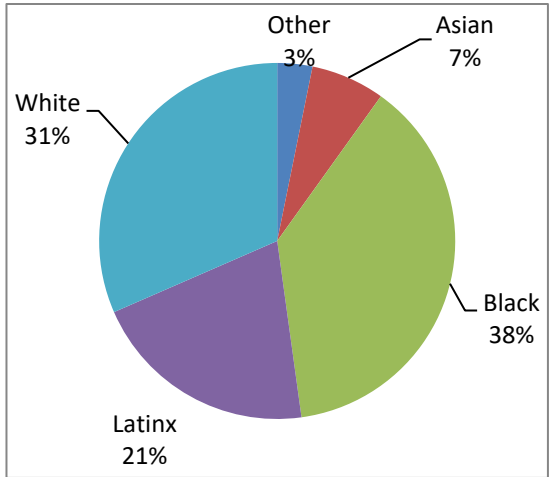
Enrollment: 596

Student Performance

	2017-18	2018-19
Math	53%	53%
ELA	68%	62%

Percent of students achieving Proficient or better on Smarter Balanced Assessment in Grades 3-8 and/or SAT in Grade 11

Student Demographics



All Funds Budget Summary

	2019-20	Proposed 20-21
FT Personnel:	\$ 4,953,215.00	\$ 5,190,379.00
Non-Personnel:	\$ 108,962.00	\$ 111,962.00
Total Expenditures:	\$ 5,062,177.00	\$ 5,302,341.00

English Language Learners: 3%
 Special Education: 7%
 Free and Reduced Lunch: 31%

STAFFING & ENROLLMENT

Certified Staff			Enrollment			Non-Certified Staff		
	Actual 19/20	Proposed 20/21	Grade Level	Actual 19/20	Proposed 20/21		Actual 19/20	Proposed 20/21
Principals	1	1	Pre-K			Clerical Support	2	2
Assistant Principals	1	1	K			Paraprofessionals:		
Pre-K School	0	0	1			Grades K-1	0	0
Grades K-6 Classroom	0	0	2			Pre-K School	0	0
Math	9	9	3			SPED Para	1	1
Bilingual/ESOL	0.4	0.4	4			Youth & Family Support	0	0
Reading/Language Arts	3	3	5			School Security	2	4
Science	8	8	6	84	84	Custodian	2	2
Social Studies/History	6	6	7	89	84			
English	5	5	8	91	89			
World Language	5	5	9	91	91			
Art	2	2	10	83	91			
Music	1	1	11	81	83			
Career/Tech Ed	5	5	12	77	81			
Physical Education	2	2						
Library Media								
Special Education	3	3						
Speech	0.2	0.2						
Coach - Math	0	0						
Coach - Literacy	0	0						
Coach-Other	1	1						
Other-Engineering	5	5						
Other-Magnet Resource	1	1						
School Counselor	2	2						
Social Worker	1	1						
School Psychologist	0.4	0.4						
School Climate Specialist								
Total	62	62	Total	596	603	Total	7	9

	Actual	Proposed
Staffing Total	69	71

Instructional Staff:	55.6	55.6
Students Per Instructional Staff:	10.7	10.8

Note: Due to fiscal constraints this budget is subject to modifications(+/-).

	Adjusted FY 19/20		Proposed FY 20/21		Difference (+ / -)	
General Funds						
CERTIFIED STAFF	\$ 1,835,161	22	\$ 1,883,714	22	\$ 48,553	0
NON-CERTIFIED STAFF	\$ 251,860	6	\$ 363,845	8	\$ 111,985	2
50136 PART TIME STAFF	\$ 12,791		\$ 8,624		\$ (4,167)	
50141 SEASONAL HELP	\$ -		\$ 1,602		\$ 1,602	
Total Salaries	\$ 2,099,812	28	\$ 2,257,785	30	\$ 157,973	2
Non-Personnel						
54411 EQUIPMENT	\$ -		\$ 3,000		\$ 3,000	
54413 COMPUTER EQUIPMENT	\$ 5,000		\$ 5,000		\$ -	
55512 ED. SUPPLY INVENTORY	\$ 7,000		\$ 7,000		\$ -	
55520 GENERAL/OFFICE SUPPLY	\$ 3,000		\$ 3,000		\$ -	
55531 TEXTBOOKS	\$ 6,629		\$ 6,629		\$ -	
56694 OTHER CONTRACTUAL SERVICES	\$ 3,953		\$ 3,953		\$ -	
Total Non-Personnel	\$ 25,582		\$ 28,582		\$ 3,000	
Total General Funds	\$ 2,125,394	28	\$ 2,286,367	30	\$ 160,973	2
InterDistrict Funds						
CERTIFIED STAFF	\$ 2,628,987	39	\$ 2,705,748	39	\$ 76,761	0
50136 PART TIME STAFF	\$ 145,000		\$ 145,000		\$ -	
Total Salaries	\$ 2,773,987	39	\$ 2,850,748	39	\$ 76,761	0
Non-Personnel						
54409 SOFTWARE	\$ 7,380		\$ 7,380		\$ -	
54411 EQUIPMENT	\$ 3,000		\$ 3,000		\$ -	
54413 COMPUTER EQUIPMENT	\$ 5,000		\$ 5,000		\$ -	
55100 MATERIALS & SUPPLIES INSTRUCTN	\$ 10,000		\$ 10,000		\$ -	
55101 MATERIALS & SUPPLIES ADMIN	\$ 10,000		\$ 10,000		\$ -	
55531 TEXTBOOKS	\$ 10,000		\$ 10,000		\$ -	
56694 OTHER CONTRACTUAL SERVICES	\$ 16,000		\$ 16,000		\$ -	
56697 OTHER PURCHASED SERVICES BOE	\$ 22,000		\$ 22,000		\$ -	
Total Non-Personnel	\$ 83,380		\$ 83,380		\$ -	
Total Interdistrict Funds	\$ 2,857,367	39	\$ 2,934,128	39	\$ 76,761	0
Special Funds						
CERTIFIED STAFF	\$ 57,103	1	\$ 58,919	1	\$ 1,816	0
NON-CERTIFIED STAFF	\$ 22,313	1	\$ 22,927	1	\$ 614	0
Total Salaries	\$ 79,416	2	\$ 81,846	2	\$ 2,430	0
Non-Personnel						
Total Non-Personnel	\$ -		\$ -		\$ -	
Total Special Funds	\$ 79,416	2	\$ 81,846	2	\$ 2,430	0
Grand Total All Funds	\$ 5,062,177	69	\$ 5,302,341	71	\$ 240,164	2

Note: Due to fiscal constraints this budget is subject to modifications(+/-).



New Haven Public Schools

Grades: PreK-8

Fair Haven School

164 Grand Avenue New Haven, CT 06513
(203) 691-2600

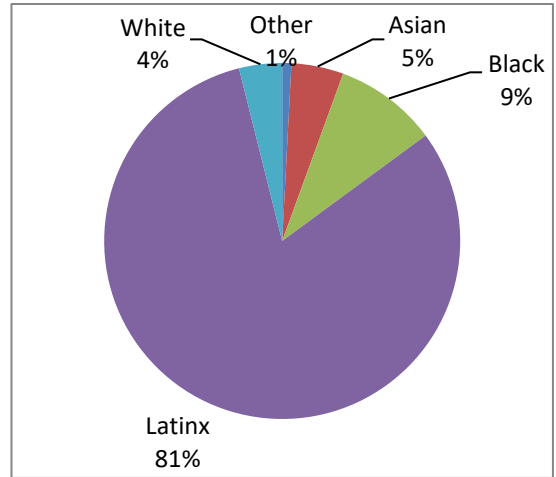
Enrollment: 845

Student Performance

	2017-18	2018-19
Math	8%	7%
ELA	17%	17%

Percent of students achieving Proficient or better on Smarter Balanced Assessment in Grades 3-8 and/or SAT in Grade 11

Student Demographics



All Funds Budget Summary

	2019-20	Proposed 20-21
FT Personnel:	\$ 5,950,100.00	\$ 6,248,033.00
Non-Personnel:	\$ 152,341.00	\$ 167,328.00
Total Expenditures:	\$ 6,102,441.00	\$ 6,415,361.00

English Language Learners: 55%
Special Education: 13%
Free and Reduced Lunch: 69%

STAFFING & ENROLLMENT

Certified Staff			Enrollment			Non-Certified Staff		
	Actual 19/20	Proposed 20/21	Grade Level	Actual 19/20	Proposed 20/21		Actual 19/20	Proposed 20/21
Principals	1	1	Pre-K			Clerical Support	1	2
Assistant Principals	2	2	K	89	91	Paraprofessionals:		
Pre-K School			1	87	89	Grades K-1	12	12
Grades K-6 Classroom	21	22	2	75	87	Pre-K School	1	1
Math	1	1	3	83	75	SPED Para	3	3
Bilingual/ESOL	14	14	4	83	83	New Comers	0	0
Reading/Language Arts	1	1	5	95	83	Youth & Family Support		
Science	1	1	6	101	95	In-House Suspension	1	1
Social Studies/History	1	1	7	103	101	Site Coordinator	1	1
English	2	2	8	101	103	School Security	1	2
World Language	1	1	9			Custodian	2	2
Art	4	4	10					
Music	2	2	11					
Career/Tech Ed	1	1	12					
Physical Education	2.75	2.75						
Library Media	1	1						
Special Education	8	8						
Speech	0.7	0.7						
Coach - Math	1	1						
Coach - Literacy	1	1						
Other								
School Counselor	1	1						
Social Worker	1	1						
School Psychologist	1	1						
School Climate Specialist								
Total	69.45	70.45	Total	817	807	Total	22	24

	Actual	Proposed
Staffing Total	91.45	94.45

Instructional Staff:	63.45	64.45
Students Per Instructional Staff:	12.9	12.5

Note: Due to fiscal constraints this budget is subject to modifications(+/-).



	Adjusted FY 19/20		Proposed FY 20/21		Difference (+ / -)		
General Funds							
CERTIFIED STAFF	\$	4,741,105	66.45	\$	4,938,868	67.45	\$ 197,763 1
NON-CERTIFIED STAFF	\$	323,382	9	\$	408,067	11	\$ 84,685 2
50136 PART TIME STAFF	\$	33,881		\$	23,643		\$ (10,238)
Total Salaries	\$	5,098,368	75.45	\$	5,370,578	78.45	\$ 272,210 3
Non-Personnel							
54411 EQUIPMENT	\$	10,000		\$	10,000		\$ -
55512 ED. SUPPLY INVENTORY	\$	20,000		\$	25,000		\$ 5,000
55520 GENERAL/OFFICE SUPPLY	\$	11,129		\$	13,750		\$ 2,621
55531 TEXTBOOKS	\$	16,000		\$	20,000		\$ 4,000
55586 UNIFORMS	\$	-		\$	3,000		\$ 3,000
56694 OTHER CONTRACTUAL SERVICES	\$	10,634		\$	11,000		\$ 366
Total Non-Personnel	\$	67,763		\$	82,750		\$ 14,987
Total General Funds	\$	5,166,131	75.45	\$	5,453,328	78.45	\$ 287,197 3
InterDistrict Funds							
Total Interdistrict Funds	\$	-	0	\$	-	0	\$ - 0
Special Funds							
CERTIFIED STAFF	\$	196,707	3	\$	203,438	3	\$ 6,731 0
NON-CERTIFIED STAFF	\$	370,736	13	\$	381,142	13	\$ 10,406 0
51809 HEALTH INSURANCE	\$	232,652		\$	239,678		\$ 7,026
58852 FICA/MEDICARE EMPLOYER CONTRIB	\$	43,409		\$	44,720		\$ 1,311
59933 WORKERS COMPENSATION	\$	8,228		\$	8,476		\$ 248
Total Salaries	\$	851,732	16	\$	877,455	16	\$ 25,723 0
Non-Personnel							
54413 COMPUTER EQUIPMENT	\$	13,062		\$	13,062		\$ -
56694 OTHER CONTRACTUAL SERVICES	\$	49,500		\$	49,500		\$ -
56800 PARENT ACTIVITIES	\$	1,000		\$	1,000		\$ -
56904 TUTORS	\$	21,016		\$	21,016		\$ -
Total Non-Personnel	\$	84,578		\$	84,578		\$ -
Total Special Funds	\$	936,310	16	\$	962,033	16	\$ 25,723 0
Grand Total All Funds	\$	6,102,441	91.45	\$	6,415,361	94.45	\$ 312,920 3

Note: Due to fiscal constraints this budget is subject to modifications(+/-).



New Haven Public Schools

High School In The Community
 175 Water Street New Haven, CT 06511
 (475) 220-6200

Grades: 9-12

Enrollment: 265

Student Performance

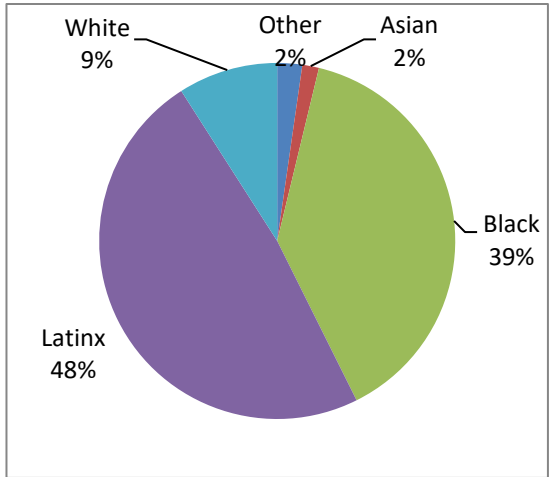
	2017-18	2018-19
Math	18%	7%
ELA	36%	20%

Percent of students achieving Proficient or better on Smarter Balanced Assessment in Grades 3-8 and/or SAT in Grade 11

All Funds Budget Summary

	2019-20	Proposed 20-21
FT Personnel:	\$ 2,704,677.00	\$ 2,840,633.00
Non-Personnel:	\$ 353,705.00	\$ 348,861.00
Total Expenditures:	\$ 3,058,382.00	\$ 3,189,494.00

Student Demographics



English Language Learners: 15%
 Special Education: 20%
 Free and Reduced Lunch: 68%

STAFFING & ENROLLMENT

Certified Staff			Enrollment			Non-Certified Staff		
	Actual 19/20	Proposed 20/21	Grade Level	Actual 19/20	Proposed 20/21		Actual 19/20	Proposed 20/21
Principals/Facilitator	1	1	Pre-K			Clerical Support	1	1
Assistant Principals	0	0	K			Business Manager	1	1
Pre-K School			1			Paraprofessionals: Grades K-1		
Grades K-6 Classroom	1	1	2			Pre-K School		
Math	5	5	3			SPED Para	4	4
Bilingual/ESOL			4			Youth & Family Support		
Reading/Language Arts	0	0	5			Computer Lab Tech	1	1
Science	3	3	6			School Security	2	4
Social Studies/History	3	3	7			Custodian	2	2
English	6	6	8					
World Language	1	1	9	78	85			
Art	1	1	10	88	78			
Music	1	1	11	49	88			
Career/Tech Ed	0	0	12	50	49			
Physical Education	1	1						
Library Media	1	1						
Special Education	3	3						
Speech	0.1	0.1						
Coach - Math								
Coach - Literacy	0	0						
Other -MRT	1	1						
School Counselor	1	1						
Social Worker	1	1						
School Psychologist	0.4	0.4						
School Climate Specialist								
Total	30.5	30.5	Total	265	300	Total	11	13

	Actual	Proposed
Staffing Total	41.5	43.5

Instructional Staff:	27.1	27.1
Students Per Instructional Staff:	9.8	11.1

Note: Due to fiscal constraints this budget is subject to modifications(+/-).

	Adjusted FY 19/20		Proposed FY 20/21		Difference (+ / -)				
General Funds									
CERTIFIED STAFF	\$	1,327,973	17.5	\$	1,358,097	17.5	\$	30,124	0
NON-CERTIFIED STAFF	\$	276,176	7	\$	354,891	9	\$	78,715	2
50136 PART TIME STAFF	\$	7,887		\$	5,512		\$	(2,375)	
Total Salaries	\$	1,612,036	24.5	\$	1,718,500	26.5	\$	106,464	2
Non-Personnel									
55512 ED. SUPPLY INVENTORY	\$	7,000		\$	7,000		\$	-	
55520 GENERAL/OFFICE SUPPLY	\$	7,000		\$	7,000		\$	-	
55531 TEXTBOOKS	\$	1,774		\$	1,774		\$	-	
Total Non-Personnel	\$	15,774		\$	15,774		\$	-	
Total General Funds	\$	1,627,810	24.5	\$	1,734,274	26.5	\$	106,464	2
InterDistrict Funds									
CERTIFIED STAFF	\$	773,536	12	\$	793,229	12	\$	19,693	0
NON-CERTIFIED STAFF	\$	85,031	2	\$	87,157	2	\$	2,126	0
50136 PART TIME STAFF	\$	20,156		\$	25,000		\$	4,844	
Total Salaries	\$	878,723	14	\$	905,386	14	\$	26,663	0
Non-Personnel									
55100 MATERIALS & SUPPLIES INSTRUCTN	\$	12,134		\$	10,555		\$	(1,579)	
55101 MATERIALS & SUPPLIES ADMIN	\$	7,500		\$	8,000		\$	500	
56605 FIELD TRIPS	\$	-		\$	5,000		\$	5,000	
56697 OTHER PURCHASED SERVICES BOE	\$	20,000		\$	11,235		\$	(8,765)	
Total Non-Personnel	\$	39,634		\$	34,790		\$	(4,844)	
Total Interdistrict Funds	\$	918,357	14	\$	940,176	14	\$	21,819	0
Special Funds									
CERTIFIED STAFF	\$	92,569	1	\$	93,069	1	\$	500	0
NON-CERTIFIED STAFF	\$	50,683	2	\$	52,077	2	\$	1,394	0
51809 HEALTH INSURANCE	\$	58,733		\$	59,510		\$	777	
58852 FICA/MEDICARE EMPLOYER CONTRIB	\$	10,959		\$	11,104		\$	145	
59933 WORKERS COMPENSATION	\$	974		\$	987		\$	13	
Total Salaries	\$	213,918	3	\$	216,747	3	\$	2,828	0
Non-Personnel									
54411 EQUIPMENT	\$	4,298		\$	4,298		\$	-	
54413 COMPUTER EQUIPMENT	\$	47,561		\$	47,561		\$	-	
55100 MATERIALS & SUPPLIES INSTRUCTN	\$	20,449		\$	20,449		\$	-	
55576 OTHER	\$	18,510		\$	18,510		\$	-	
56674 OTHER MATERIALS & SUPPLIES	\$	2,563		\$	2,563		\$	-	
56694 OTHER CONTRACTUAL SERVICES	\$	147,268		\$	147,268		\$	-	
56697 OTHER PURCHASED SERVICES BOE	\$	4,920		\$	4,920		\$	-	
56800 PARENT ACTIVITIES	\$	1,500		\$	1,500		\$	-	
56904 TUTORS	\$	51,228		\$	51,228		\$	-	
Total Non-Personnel	\$	298,297		\$	298,297		\$	-	
Total Special Funds	\$	512,215	3	\$	515,044	3	\$	2,828	0
Grand Total All Funds	\$	3,058,382	41.5	\$	3,189,494	43.5	\$	131,111	2

Note: Due to fiscal constraints this budget is subject to modifications(+/-).



New Haven Public Schools

Grades: PreK-8

Hill Central Music Academy

140 Dewitt Street New Haven ,CT 06519

Enrollment: 475

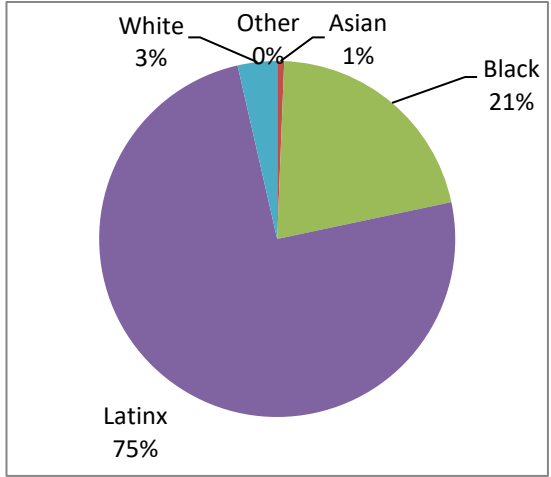
(203) 499-6100

Student Performance

	2017-18	2018-19
Math	10%	13%
ELA	18%	22%

Percent of students achieving Proficient or better on Smarter Balanced Assessment in Grades 3-8 and/or SAT in Grade 11

Student Demographics



All Funds Budget Summary

	2019-20	Proposed 20-21
FT Personnel:	\$ 3,277,879.00	\$ 3,295,814.00
Non-Personnel:	\$ 90,849.00	\$ 97,890.00
Total Expenditures:	\$ 3,368,728.00	\$ 3,393,704.00

English Language Learners: 41%
 Special Education: 14%
 Free and Reduced Lunch: 73%

STAFFING & ENROLLMENT

Certified Staff			Enrollment			Non-Certified Staff		
	Actual 19/20	Proposed 20/21	Grade Level	Actual 19/20	Proposed 20/21		Actual 19/20	Proposed 20/21
Principals	1	1	Pre-K	29	29	Clerical Support	1	1
Assistant Principals	1	1	K	46	50	Paraprofessionals:		
Pre-K School			1	39	46	Grades K-1	5	5
Grades K-6 Classroom	14	14	2	49	39	Pre-K School	3	3
Math	1	1	3	47	49	SPED Para	3	3
Bilingual/ESOL	2	2	4	52	47	Youth & Family Support	1	1
Reading/Language Arts	2	2	5	52	52	School Security	1	1
Science	2	2	6	54	52	Custodian	2	2
Social Studies/History	1	1	7	55	54			
English	1	1	8	52	55			
World Language	1	1	9					
Art	2	2	10					
Music	1	1	11					
Career/Tech Ed			12					
Physical Education	2	2						
Library Media	1	1						
Special Education	4	4						
Speech	0.7	0.7						
Coach - Math	1	1						
Coach - Literacy	1	1						
Other								
School Counselor	1	1						
Social Worker	0.4	0.4						
School Psychologist	0.4	0.4						
School Climate Specialist								
Total	40.5	40.5	Total	475	473	Total	16	16

	Actual	Proposed
Staffing Total	56.5	56.5

Instructional Staff:	36.7	36.7
Students Per Instructional Staff:	12.9	12.9

Note: Due to fiscal constraints this budget is subject to modifications(+/-).

	Adjusted FY 19/20		Proposed FY 20/21		Difference (+ / -)				
General Funds									
CERTIFIED STAFF	\$	2,318,998	37.5	\$	2,323,168	37.5	\$	4,170	0
NON-CERTIFIED STAFF	\$	232,919	9	\$	239,343	9	\$	6,424	0
50136 PART TIME STAFF	\$	19,738		\$	13,290		\$	(6,448)	
Total Salaries	\$	2,571,655	46.5	\$	2,575,801	46.5	\$	4,146	0
Non-Personnel									
54413 COMPUTER EQUIPMENT	\$	10,354		\$	10,354		\$	-	
54415 FURNITURE	\$	-		\$	6,541		\$	6,541	
55512 ED. SUPPLY INVENTORY	\$	10,604		\$	10,604		\$	-	
55520 GENERAL/OFFICE SUPPLY	\$	4,200		\$	4,200		\$	-	
55531 TEXTBOOKS	\$	12,318		\$	12,818		\$	500	
56694 OTHER CONTRACTUAL SERVICES	\$	2,000		\$	2,000		\$	-	
Total Non-Personnel	\$	39,476		\$	46,517		\$	7,041	
Total General Funds	\$	2,611,131	46.5	\$	2,622,318	46.5	\$	11,187	0
InterDistrict Funds									
Total Interdistrict Funds	\$	-	0	\$	-	0	\$	-	0
Special Funds									
CERTIFIED STAFF	\$	232,345	3	\$	235,155	3	\$	2,810	0
NON-CERTIFIED STAFF	\$	232,919	7	\$	239,343	7	\$	6,424	0
50136 PART TIME STAFF	\$	6,980		\$	6,980		\$	-	
50140 LONGEVITY	\$	1,888		\$	1,888		\$	-	
51809 HEALTH INSURANCE	\$	190,758		\$	194,544		\$	3,786	
51810 RETIREMENT CONTRIBUTION	\$	2,578		\$	2,578		\$	-	
58852 FICA/MEDICARE EMPLOYER CONTRIB	\$	35,593		\$	36,299		\$	706	
59933 WORKERS COMPENSATION	\$	3,164		\$	3,227		\$	63	
Total Salaries	\$	706,225	10	\$	720,014	10	\$	13,789	0
Non-Personnel									
54413 COMPUTER EQUIPMENT	\$	7,000		\$	7,000		\$	-	
55100 MATERIALS & SUPPLIES INSTRUCTN	\$	7,120		\$	7,120		\$	-	
56694 OTHER CONTRACTUAL SERVICES	\$	3,500		\$	3,500		\$	-	
56800 PARENT ACTIVITIES	\$	1,000		\$	1,000		\$	-	
56904 TUTORS	\$	32,753		\$	32,753		\$	-	
Total Non-Personnel	\$	51,373		\$	51,373		\$	-	
Total Special Funds	\$	757,598	10	\$	771,387	10	\$	13,789	0
Grand Total All Funds	\$	3,368,728	56.5	\$	3,393,704	56.5	\$	24,976	0

Note: Due to fiscal constraints this budget is subject to modifications(+/-).



New Haven Public Schools

Hill Regional Career Magnet High School
 140 Legion Avenue New Haven, CT 06519
 (475) 220-5000

Grades: 9-12

Enrollment: 632

Student Performance

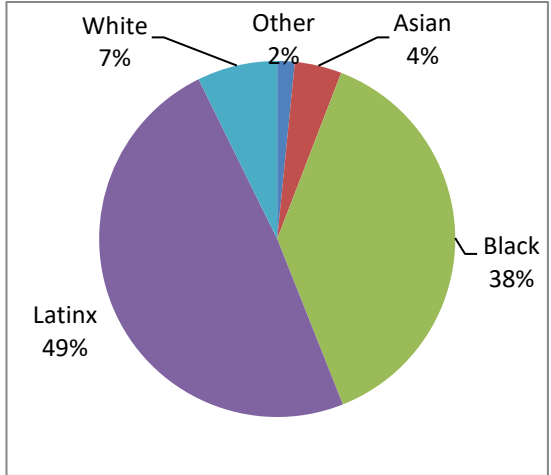
	2017-18	2018-19
Math	18%	10%
ELA	39%	38%

Percent of students achieving Proficient or better on Smarter Balanced Assessment in Grades 3-8 and/or SAT in Grade 11

All Funds Budget Summary

	2019-20	Proposed 20-21
FT Personnel:	\$ 5,411,631.00	\$ 5,642,132.00
Non-Personnel:	\$ 720,091.00	\$ 739,973.00
Total Expenditures:	\$ 6,131,722.00	\$ 6,382,105.00

Student Demographics



English Language Learners: 11%
 Special Education: 9%
 Free and Reduced Lunch: 57%

STAFFING & ENROLLMENT

Certified Staff			Enrollment			Non-Certified Staff		
	Actual 19/20	Proposed 20/21	Grade Level	Actual 19/20	Proposed 20/21		Actual 19/20	Proposed 20/21
Principals	1	1	Pre-K			Clerical Support	3	3
Assistant Principals	3	3	K			Business Manager	1	1
Pre-K School			1			Paraprofessionals: Grades K-1		
Grades K-6 Classroom			2			Pre-K School		
Math	8	8	3			SPED Para		
Bilingual/ESOL			4			Youth & Family Support		
Reading/Language Arts			5			Parent Liaison	1	1
Science	9	9	6			In-House Suspension	1	1
Social Studies/History	7	7	7			Comm. Rel. Worker	1	1
English	7	7	8			Tech Coordinator	1	1
World Language	8	8	9	155	180	School Security	2	4
Art			10	179	170	Custodian	0	0
Music	1	1	11	156	179			
Career/Tech Ed	9	9	12	142	156			
Physical Education	3	3						
Library Media	1	1						
Special Education	2	3						
Speech	0.1	0.1						
Coach - Math								
Coach - Literacy								
Other -Magnet Resource	1	1						
School Counselor	2	2						
Social Worker	1	1						
School Psychologist	0.4	0.4						
School Climate Specialist								
Total	63.5	64.5	Total	632	685	Total	10	12

	Actual	Proposed
Staffing Total	73.5	76.5

Instructional Staff:	56.1	57.1
Students Per Instructional Staff:	11.3	12.0

Note: Due to fiscal constraints this budget is subject to modifications(+/-).



	Adjusted FY 19/20		Proposed FY 20/21		Difference (+ / -)				
General Funds									
CERTIFIED STAFF	\$	2,636,948	32.5	\$	2,751,157	33.5	\$	114,209	1
NON-CERTIFIED STAFF	\$	230,175	6	\$	307,490	8	\$	77,315	2
50136 PART TIME STAFF	\$	18,430		\$	11,975		\$	(6,455)	
Total Salaries	\$	2,885,553	38.5	\$	3,070,622	41.5	\$	185,069	3
Non-Personnel									
54411 EQUIPMENT	\$	194		\$	3,000		\$	2,806	
54413 COMPUTER EQUIPMENT	\$	2,391		\$	-		\$	(2,391)	
55512 ED. SUPPLY INVENTORY	\$	12,500		\$	13,014		\$	514	
55520 GENERAL/OFFICE SUPPLY	\$	1,500		\$	6,000		\$	4,500	
55531 TEXTBOOKS	\$	12,415		\$	12,000		\$	(415)	
56605 FIELD TRIPS	\$	3,860		\$	3,900		\$	40	
56694 OTHER CONTRACTUAL SERVICES	\$	4,000		\$	4,000		\$	-	
Total Non-Personnel	\$	36,860		\$	41,914		\$	5,054	
Total General Funds	\$	2,922,413	38.5	\$	3,112,536	41.5	\$	190,123	3
InterDistrict Funds									
CERTIFIED STAFF	\$	2,316,946	31	\$	2,373,131	31	\$	56,185	0
NON-CERTIFIED STAFF	\$	160,132	4	\$	164,207	4	\$	4,075	0
50136 PART TIME STAFF	\$	49,000		\$	34,172		\$	(14,828)	
Total Salaries	\$	2,526,078	35	\$	2,571,510	35	\$	45,432	0
Non-Personnel									
53330 BUSINESS TRAVEL	\$	8,000		\$	5,000		\$	(3,000)	
54413 COMPUTER EQUIPMENT	\$	20,000		\$	20,000		\$	-	
55100 MATERIALS & SUPPLIES INSTRUCTN	\$	30,000		\$	30,828		\$	828	
55101 MATERIALS & SUPPLIES ADMIN	\$	10,000		\$	10,000		\$	-	
55531 TEXTBOOKS	\$	12,000		\$	12,000		\$	-	
56605 FIELD TRIPS	\$	5,000		\$	5,000		\$	-	
56613 COMMUNICATIONS/WEBSITES	\$	4,000		\$	6,000		\$	2,000	
56684 GRADUATION	\$	5,000		\$	5,000		\$	-	
56694 OTHER CONTRACTUAL SERVICES	\$	8,000		\$	8,000		\$	-	
56697 OTHER PURCHASED SERVICES BOE	\$	30,000		\$	45,000		\$	15,000	
56800 PARENT ACTIVITIES	\$	1,000		\$	1,000		\$	-	
Total Non-Personnel	\$	133,000		\$	147,828		\$	14,828	
Total Interdistrict Funds	\$	2,659,078	35	\$	2,719,338	35	\$	60,260	0
Special Funds									
Total Salaries	\$	-	0	\$	-	0	\$	-	0
Non-Personnel									
54413 COMPUTER EQUIPMENT	\$	300,000		\$	300,000		\$	-	
55100 MATERIALS & SUPPLIES INSTRUCTN	\$	195,257		\$	195,257		\$	-	
56904 TUTORS	\$	2,974		\$	2,974		\$	-	
56800 PARENT ACTIVITIES	\$	12,000		\$	12,000		\$	-	
56694 OTHER CONTRACTUAL SERVICES	\$	40,000		\$	40,000		\$	-	
Total Non-Personnel	\$	550,231		\$	550,231		\$	-	
Total Special Funds	\$	550,231	0	\$	550,231	0	\$	-	0
Grand Total All Funds	\$	6,131,722	73.5	\$	6,382,105	76.5	\$	250,383	3

Note: Due to fiscal constraints this budget is subject to modifications(+/-).



New Haven Public Schools

James Hillhouse Comprehensive High School
 480 Sherman Parkway New Haven, CT 06511
 (475) 220-7500

Grades: 9-12

Enrollment: 1080

Student Performance

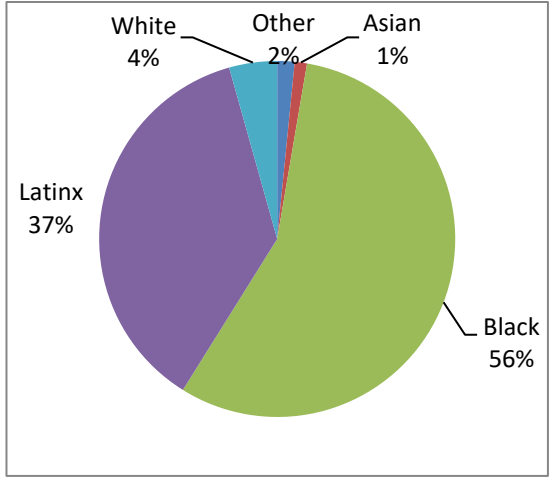
	2017-18	2018-19
Math	1%	4%
ELA	18%	15%

Percent of students achieving Proficient or better on Smarter Balanced Assessment in Grades 3-8 and/or SAT in Grade 11

All Funds Budget Summary

	2019-20	Proposed 20-21
FT Personnel:	\$ 8,121,350.00	\$ 9,694,302.00
Non-Personnel:	\$ 649,521.00	\$ 665,758.00
Total Expenditures:	\$ 8,770,871.00	\$ 10,360,060.00

Student Demographics



English Language Learners: 18%
 Special Education: 21%
 Free and Reduced Lunch: 69%

STAFFING & ENROLLMENT

Certified Staff			Enrollment			Non-Certified Staff		
	Actual 19/20	Proposed 20/21	Grade Level	Actual 19/20	Proposed 20/21		Actual 18/19	Proposed 19/20
Principals	1	1	Pre-K			Clerical Support	3	3
Assistant Principals	3	3	K			Paraprofessionals:		
Pre-K School			1			Grades K-1		
Grades K-6 Classroom			2			Pre-K School		
Math	10	10	3			SPED Para	18	18
Bilingual/ESOL	3	4	4			Youth & Family Support		
Reading/Language Arts	1	1	5			In House Suspension	1	2
Science	9	9	6			Student Retention Spec.	4	4
Social Studies/History	11	11	7			Parent Liaison Worker	1	1
English	13	13	8			Attendance Worker	1	1
World Language	7	7	9	433	300	School Security	6	10
Art	3	3	10	261	433	Custodian	0	1
Music	1	1	11	209	261			
Career/Tech Ed	7	7	12	177	209			
Physical Education	4	4						
Library Media	1	1						
Special Education	9	10						
Speech	0.4	0.4						
Coach - Math								
Coach - Literacy								
Other								
School Counselor	4	4						
Social Worker	2	2						
School Psychologist	1.6	1.6						
School Climate Specialist								
Total	91	93	Total	1080	1203	Total	34	40

	Actual	Proposed
Staffing Total	125	133

Instructional Staff:	79.4	81.4
Students Per Instructional Staff:	13.6	14.8

Note: Due to fiscal constraints this budget is subject to modifications(+/-).



	Adjusted FY 19/20		Proposed FY 20/21		Difference (+ / -)				
General Funds									
CERTIFIED STAFF	\$	6,475,720	89	\$	7,782,446	91	\$	1,306,726	2
NON-CERTIFIED STAFF	\$	823,419	28	\$	1,086,524	34	\$	263,105	6
50136 PART TIME STAFF	\$	44,421		\$	30,022		\$	(14,399)	
50141 SEASONAL HELP	\$	-		\$	-		\$	-	
Total Salaries	\$	7,343,560	117	\$	8,898,992	125	\$	1,555,432	8
Non-Personnel									
54411 EQUIPMENT	\$	1,614		\$	-		\$	(1,614)	
55512 ED. SUPPLY INVENTORY	\$	13,043		\$	15,000		\$	1,957	
55520 GENERAL/OFFICE SUPPLY	\$	12,980		\$	12,000		\$	(980)	
55531 TEXTBOOKS	\$	21,023		\$	28,078		\$	7,055	
56694 OTHER CONTRACTUAL SERVICES	\$	40,181		\$	50,000		\$	9,819	
Total Non-Personnel	\$	88,841		\$	105,078		\$	16,237	
Total General Funds	\$	7,432,401	117	\$	9,004,070	125	\$	1,571,669	8
InterDistrict Funds									
Total Interdistrict Funds	\$	-	0	\$	-	0	\$	-	0
Special Funds									
CERTIFIED STAFF	\$	184,486	2	\$	190,366	2	\$	5,880	0
NON-CERTIFIED STAFF	\$	187,806	6	\$	193,658	6	\$	5,852	0
50136 PART TIME STAFF	\$	132,288		\$	132,288		\$	-	
50149 TEACHER STIPEND	\$	72,500		\$	72,500		\$	-	
51809 HEALTH INSURANCE	\$	152,640		\$	157,450		\$	4,810	
58852 FICA/MEDICARE EMPLOYER CONTRIB	\$	44,147		\$	45,044		\$	897	
59933 WORKERS COMPENSATION	\$	3,924		\$	4,004		\$	80	
Total Salaries	\$	777,790	8	\$	795,310	8	\$	17,519	0
Non-Personnel									
54413 COMPUTER EQUIPMENT	\$	285,763		\$	285,763		\$	-	
56800 PARENT ACTIVITIES	\$	1,000		\$	1,000		\$	-	
56904 TUTORS	\$	50,000		\$	50,000		\$	-	
56694 OTHER CONTRACTUAL SERVICES	\$	223,917		\$	223,917		\$	-	
Total Non-Personnel	\$	560,680		\$	560,680		\$	-	
Total Special Funds	\$	1,338,470	8	\$	1,355,990	8	\$	17,519	0
Grand Total All Funds	\$	8,770,871	125	\$	10,360,060	133	\$	1,589,188	8

Note: Due to fiscal constraints this budget is subject to modifications(+/-).



New Haven Public Schools

John C. Daniels School of Internat Comm
 569 Congress Avenue New Haven,CT 06519
 (203) 691-3600

Grades: PreK-8

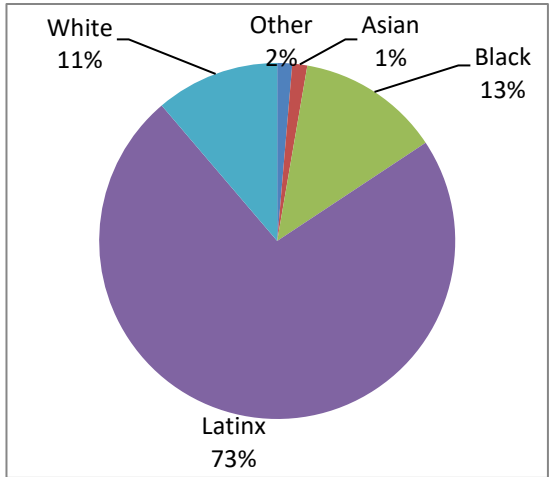
Enrollment: 516

Student Performance

	2017-18	2018-19
Math	26%	18%
ELA	35%	39%

Percent of students achieving Proficient or better on Smarter Balanced Assessment in Grades 3-8 and/or SAT in Grade 11

Student Demographics



All Funds Budget Summary

	2019-20	Proposed 20-21
FT Personnel:	\$ 4,246,612.00	\$ 4,337,059.00
Non-Personnel:	\$ 80,224.00	\$ 85,604.00
Total Expenditures:	\$ 4,326,836.00	\$ 4,422,663.00

English Language Learners: 29%
 Special Education: 10%
 Free and Reduced Lunch: 54%

STAFFING & ENROLLMENT

Certified Staff			Enrollment			Non-Certified Staff		
	Actual 19/20	Proposed 20/21	Grade Level	Actual 19/20	Proposed 20/21		Actual 19/20	Proposed 20/21
Principals	1	1	Pre-K	76	80	Clerical Support	1	1
Assistant Principals	1	1	K	45	76	Paraprofessionals:		
Pre-K School	4	4	1	45	45	Grades K-1	4	4
Grades K-6 Classroom	15	15	2	52	45	Pre-K School	7	7
Math	1	1	3	48	52	SPED Para	1	1
Bilingual/ESOL	2	2	4	48	48	Youth & Family Support	0	0
Reading/Language Arts	3	3	5	57	48	School Security	1	1
Science	1	1	6	43	57	Custodian	2	2
Social Studies/History	1	1	7	53	43			
English	1	1	8	49	53			
World Language	2	2	9					
Art	2	2	10					
Music	1	1	11					
Career/Tech Ed	1	1	12					
Physical Education	2	2						
Library Media	0.5	0.5						
Special Education	4	4						
Speech	0.6	0.6						
Coach - Math	1	1						
Coach - Literacy	1	1						
Other-Magnet Resource	1	1						
School Counselor	1	1						
Social Worker	1	1						
School Psychologist	0.6	0.6						
School Climate Specialist								
Total	48.7	48.7	Total	516	547	Total	16	16

	Actual	Proposed
Staffing Total	64.7	64.7

Instructional Staff:	44.1	44.1
Students Per Instructional Staff:	11.7	12.4

Note: Due to fiscal constraints this budget is subject to modifications(+/-).

	Adjusted FY 19/20		Proposed FY 20/21		Difference (+ / -)	
General Funds						
CERTIFIED STAFF	\$ 1,900,721	24.7	\$ 1,886,719	23.7	\$ (14,002)	-1
NON-CERTIFIED STAFF	\$ 255,313	7	\$ 261,607	7	\$ 6,294	0
50136 PART TIME STAFF	\$ 15,038		\$ 10,045		\$ (4,993)	
50141 SEASONAL HELP	\$ -		\$ -		\$ -	
Total Salaries	\$ 2,171,072	31.7	\$ 2,158,371	30.7	\$ (12,701)	-1
Non-Personnel						
54409 SOFTWARE	\$ -		\$ 4,000		\$ 4,000	
54411 EQUIPMENT	\$ -		\$ 4,000		\$ 4,000	
54413 COMPUTER EQUIPMENT	\$ 10,077		\$ 11,000		\$ 923	
55512 ED. SUPPLY INVENTORY	\$ 8,000		\$ 4,000		\$ (4,000)	
55520 GENERAL/OFFICE SUPPLY	\$ 5,000		\$ -		\$ (5,000)	
55531 TEXTBOOKS	\$ 2,000		\$ 12,000		\$ 10,000	
55586 UNIFORMS	\$ -		\$ 517		\$ 517	
56605 FIELD TRIPS	\$ 3,500		\$ -		\$ (3,500)	
56684 GRADUATION	\$ 1,500		\$ -		\$ (1,500)	
Total Non-Personnel	\$ 30,077		\$ 35,517		\$ 5,440	
Total General Funds	\$ 2,201,149	31.7	\$ 2,193,888	30.7	\$ (7,261)	-1
InterDistrict Funds						
CERTIFIED STAFF	\$ 1,659,155	23	\$ 1,754,583	24	\$ 95,428	1
NON-CERTIFIED STAFF	\$ 186,019	8	\$ 191,137	8	\$ 5,118	0
50136 PART TIME STAFF	\$ 139,933		\$ 139,933		\$ -	
Total Salaries	\$ 1,985,107	31	\$ 2,085,653	32	\$ 100,546	1
Non-Personnel						
54409 SOFTWARE	\$ 4,000		\$ 4,000		\$ -	
54411 EQUIPMENT	\$ 2,000		\$ 2,000		\$ -	
54413 COMPUTER EQUIPMENT	\$ 10,647		\$ 11,000		\$ 353	
55100 MATERIALS & SUPPLIES INSTRUCTN	\$ 13,000		\$ 7,500		\$ (5,500)	
55101 MATERIALS & SUPPLIES ADMIN	\$ 3,500		\$ 4,000		\$ 500	
55531 TEXTBOOKS	\$ 8,000		\$ 1,000		\$ (7,000)	
56605 FIELD TRIPS	\$ 1,000		\$ 3,000		\$ 2,000	
56683 STUDENT ACTIVITIES	\$ -		\$ 1,000		\$ 1,000	
56694 OTHER CONTRACTUAL SERVICES	\$ 3,000		\$ 8,000		\$ 5,000	
56697 OTHER PURCHASED SERVICES BOE	\$ 5,000		\$ 8,587		\$ 3,587	
Total Non-Personnel	\$ 50,147		\$ 50,087		\$ (60)	
Total Interdistrict Funds	\$ 2,035,254	31	\$ 2,135,740	32	\$ 100,486	1
Special Funds						
CERTIFIED STAFF	\$ 62,063	1	\$ 63,885	1	\$ 1,822	0
NON-CERTIFIED STAFF	\$ 28,370	1	\$ 29,150	1	\$ 780	0
Total Salaries	\$ 90,433	2	\$ 93,035	2	\$ 2,602	0
Non-Personnel						
Total Non-Personnel	\$ -		\$ -		\$ -	
Total Special Funds	\$ 90,433	2	\$ 93,035	2	\$ 2,602	0
Grand Total All Funds	\$ 4,326,836	64.7	\$ 4,422,663	64.7	\$ 95,827	0

Note: Due to fiscal constraints this budget is subject to modifications(+/-).



New Haven Public Schools

John S. Martinez Sea and Sky STEM Magnet School
 100 James Street New Haven, CT 06513
 (475) 220-2000

Grades: PreK-8

Enrollment: 521

Student Performance

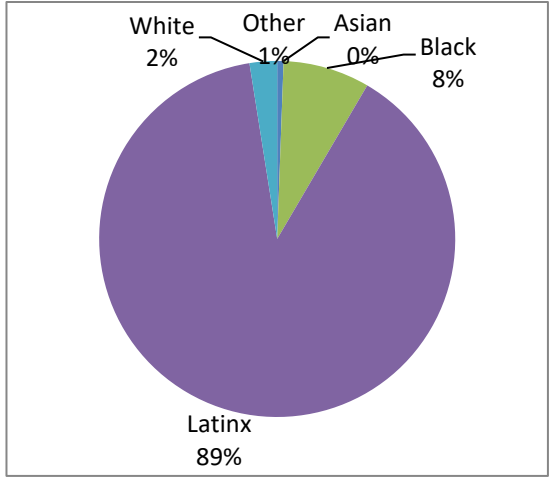
	2017-18	2018-19
Math	20%	26%
ELA	33%	36%

Percent of students achieving Proficient or better on Smarter Balanced Assessment in Grades 3-8 and/or SAT in Grade 11

All Funds Budget Summary

	2019-20	Proposed 20-21
FT Personnel:	\$ 3,893,268.00	\$ 3,807,367.00
Non-Personnel:	\$ 382,722.00	\$ 101,858.00
Total Expenditures:	\$ 4,275,990.00	\$ 3,909,225.00

Student Demographics



English Language Learners: 43%
 Special Education: 12%
 Free and Reduced Lunch: 72%

STAFFING & ENROLLMENT

Certified Staff			Enrollment			Non-Certified Staff		
	Actual 19/20	Proposed 20/21	Grade Level	Actual 19/20	Proposed 20/21		Actual 19/20	Proposed 20/21
Principals	1	1	Pre-K	43	43	Clerical Support	1	1
Assistant Principals	1	1	K	50	52	Paraprofessionals:		
Pre-K School	3	3	1	47	50	Grades K-1	6	6
Grades K-6 Classroom	15	15	2	47	47	Pre-K School	2	2
Math	1	1	3	50	47	SPED Para	1	1
Bilingual/ESOL	1	1	4	52	50	Youth & Family Support		
Reading/Language Arts			5	51	52	In House Suspension	1	1
Science	1	1	6	54	51	School Security	1	1
Social Studies/History	1	1	7	55	54	Custodian	2	2
English	2	2	8	72	55			
World Language	1	1	9					
Art	1	1	10					
Music	2	2	11					
Career/Tech Ed			12					
Physical Education	2.2	2.2						
Library Media								
Special Education	3	3						
Speech	0.2	0.2						
Coach - Math	2	2						
Coach - Literacy	1	1						
Other-Magnet Resource	2	0						
School Counselor	2	2						
Social Worker	1	1						
School Psychologist	0.4	0.4						
School Climate Specialist								
Total	43.8	41.8	Total	521	501	Total	14	14

	Actual	Proposed
Staffing Total	57.8	55.8

Instructional Staff:	38.4	36.4
Students Per Instructional Staff:	13.6	13.8

Note: Due to fiscal constraints this budget is subject to modifications(+/-).



	Adjusted FY 19/20		Proposed FY 20/21		Difference (+ / -)				
General Funds									
CERTIFIED STAFF	\$	2,645,650	37.8	\$	2,711,269	37.8	\$	65,619	0
NON-CERTIFIED STAFF	\$	470,118	6	\$	474,937	6	\$	4,819	0
50136 PART TIME STAFF	\$	25,000		\$	20,000		\$	(5,000)	
Total Salaries	\$	3,140,768	43.8	\$	3,206,206	43.8	\$	65,438	0
Non-Personnel									
55512 ED. SUPPLY INVENTORY	\$	41,079		\$	45,724		\$	4,645	
Total Non-Personnel	\$	41,079		\$	45,724		\$	4,645	
Total General Funds	\$	3,181,847	43.8	\$	3,251,930	43.8	\$	70,083	0
InterDistrict Funds									
Total Interdistrict Funds	\$	-	0	\$	-	0	\$	-	0
Special Funds									
CERTIFIED STAFF	\$	470,118	6	\$	344,514	4	\$	(125,604)	-2
NON-CERTIFIED STAFF	\$	249,486	8	\$	256,647	8	\$	7,161	0
50148 CURRICULUM DEVELOPMENT	\$	32,896		\$	-		\$	(32,896)	
Total Salaries	\$	752,500	14	\$	601,161	12	\$	(151,339)	-2
Non-Personnel									
53330 BUSINESS TRAVEL	\$	25,000		\$	-		\$	(25,000)	
54411 EQUIPMENT	\$	83,271		\$	-		\$	(83,271)	
54413 COMPUTER EQUIPMENT	\$	30,000		\$	-		\$	(30,000)	
55100 MATERIALS & SUPPLIES INSTRUCTN	\$	75,690		\$	22,200		\$	(53,490)	
55574 OTHER MATERIALS & SUPPLIES	\$	5,000		\$	-		\$	(5,000)	
55576 OTHER	\$	15,000		\$	-		\$	(15,000)	
56694 OTHER CONTRACTUAL SERVICES	\$	31,316		\$	-		\$	(31,316)	
56800 PARENT ACTIVITIES	\$	1,000		\$	1,000		\$	-	
56904 TUTORS	\$	75,366		\$	32,934		\$	(42,432)	
Total Non-Personnel	\$	341,643		\$	56,134		\$	(285,509)	
Total Special Funds	\$	1,094,143	14	\$	657,295	12	\$	(436,848)	-2
Grand Total All Funds	\$	4,275,990	57.8	\$	3,909,225	55.8	\$	(366,765)	-2

Note: Due to fiscal constraints this budget is subject to modifications(+/-).



New Haven Public Schools

King Robinson Magnet: An IB World School
 150 Fournier Street New Haven, CT 06511
 (475) 220-2700

Grades: PreK-8

Enrollment: 515

Student Performance

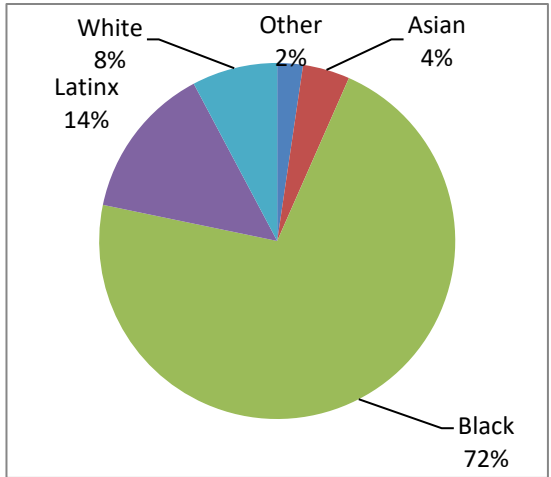
	2017-18	2018-19
Math	11%	16%
ELA	23%	26%

Percent of students achieving Proficient or better on Smarter Balanced Assessment in Grades 3-8 and/or SAT in Grade 11

All Funds Budget Summary

	2019-20	Proposed 20-21
FT Personnel:	\$ 4,225,394.00	\$ 4,389,300.00
Non-Personnel:	\$ 348,635.00	\$ 351,590.00
Total Expenditures:	\$ 4,574,029.00	\$ 4,740,890.00

Student Demographics



English Language Learners: 6%
 Special Education: 13%
 Free and Reduced Lunch: 65%

King/Robinson Interdistrict Magnet School

STAFFING & ENROLLMENT

Certified Staff			Enrollment			Non-Certified Staff		
	Actual 19/20	Proposed 20/21	Grade Level	Actual 19/20	Proposed 20/21		Actual 19/20	Proposed 20/21
Principals	1	1	Pre-K	59	60	Clerical Support	2	2
Assistant Principals	1	1	K	41	48	Business Manager	0	1
Pre-K School	3	3	1	43	41	Paraprofessionals:		
Grades K-6 Classroom	15	15	2	47	43	Grades K-1	2	2
Math	2	2	3	50	47	Pre-K School	7	7
Bilingual/ESOL	1	1	4	48	50	SPED Para	4	4
Reading/Language Arts	2	2	5	52	48	Youth & Family Support		
Science	1	1	6	52	52	Parent Liaison Worker	1	1
Social Studies/History	1	1	7	69	52	Student Retention Spec	1	1
English	1	1	8	54	69	Truancy Officer	1	1
World Language	3	3	9			School Security	1	2
Art	1	1	10			Custodian	2	2
Music	2	2	11					
Career/Tech Ed	1	1	12					
Physical Education	2	2						
Library Media	0	0						
Special Education	4	4						
Speech	0.4	0.4						
Coach - Math	1	1						
Coach - Literacy	1	1						
Other- Magnet Resource	2	2						
School Counselor	0.5	0.5						
Social Worker	1	1						
School Psychologist	0.6	0.6						
School Climate Specialist								
Total	47.5	47.5	Total	515	510	Total	21	23

	Actual	Proposed
Staffing Total	68.5	70.5

Instructional Staff:	43.4	43.4
Students Per Instructional Staff:	11.9	11.8

Note: Due to fiscal constraints this budget is subject to modifications(+/-).

	Adjusted FY 19/20		Proposed FY 20/21		Difference (+ / -)	
General Funds						
CERTIFIED STAFF	\$ 1,582,495	21.5	\$ 1,617,915	21.5	\$ 35,420	0
NON-CERTIFIED STAFF	\$ 225,240	6	\$ 284,797	8	\$ 59,557	2
50136 PART TIME STAFF	\$ 14,630		\$ 15,630		\$ 1,000	
Total Salaries	\$ 1,822,365	27.5	\$ 1,918,342	29.5	\$ 95,977	2
Non-Personnel						
54409 SOFTWARE	\$ 3,000		\$ 4,000		\$ 1,000	
55512 ED. SUPPLY INVENTORY	\$ 15,000		\$ 16,000		\$ 1,000	
55520 GENERAL/OFFICE SUPPLY	\$ 5,000		\$ 5,955		\$ 955	
55531 TEXTBOOKS	\$ 6,260		\$ 6,260		\$ -	
Total Non-Personnel	\$ 29,260		\$ 32,215		\$ 2,955	
Total General Funds	\$ 1,851,625	27.5	\$ 1,950,557	29.5	\$ 98,932	2
InterDistrict Funds						
CERTIFIED STAFF	\$ 1,549,877	23	\$ 1,596,407	23	\$ 46,530	0
NON-CERTIFIED STAFF	\$ 193,815	7	\$ 198,888	7	\$ 5,073	0
50136 PART TIME STAFF	\$ 105,000		\$ 105,000		\$ -	
Total Salaries	\$ 1,848,692	30	\$ 1,900,295	30	\$ 51,603	0
Non-Personnel						
53330 BUSINESS TRAVEL	\$ 7,500		\$ 7,500		\$ -	
54409 SOFTWARE	\$ 5,000		\$ 5,000		\$ -	
54411 EQUIPMENT	\$ 5,038		\$ 5,038		\$ -	
54413 COMPUTER EQUIPMENT	\$ 3,000		\$ 3,000		\$ -	
56694 OTHER CONTRACTUAL SERVICES	\$ 18,000		\$ 18,000		\$ -	
Total Non-Personnel	\$ 38,538		\$ 38,538		\$ -	
Total Interdistrict Funds	\$ 1,887,230	30	\$ 1,938,833	30	\$ 51,603	0
Special Funds						
CERTIFIED STAFF	\$ 192,741	3	\$ 198,964	3	\$ 6,223	0
NON-CERTIFIED STAFF	\$ 171,221	8	\$ 175,931	8	\$ 4,710	0
50148 CURRICULUM DEVELOPMENT	\$ 10,000		\$ 10,000		\$ -	
51809 HEALTH INSURANCE	\$ 149,224		\$ 153,707		\$ 4,483	
58852 FICA/MEDICARE EMPLOYER CONTRIB	\$ 28,608		\$ 29,444		\$ 836	
59933 WORKERS COMPENSATION	\$ 2,543		\$ 2,617		\$ 74	
Total Salaries	\$ 554,337	11	\$ 570,664	11	\$ 16,326	0
Non-Personnel						
53330 BUSINESS TRAVEL	\$ 8,000		\$ 8,000		\$ -	
54411 EQUIPMENT	\$ 5,000		\$ 5,000		\$ -	
54413 COMPUTER EQUIPMENT	\$ 154,642		\$ 154,642		\$ -	
55100 MATERIALS & SUPPLIES INSTRUCTN	\$ 23,213		\$ 23,213		\$ -	
55574 OTHER MATERIALS & SUPPLIES	\$ 3,000		\$ 3,000		\$ -	
55576 OTHER	\$ 5,000		\$ 5,000		\$ -	
56694 OTHER CONTRACTUAL SERVICES	\$ 36,377		\$ 36,377		\$ -	
56800 PARENT ACTIVITIES	\$ 2,999		\$ 2,999		\$ -	
56904 TUTORS	\$ 42,606		\$ 42,606		\$ -	
Total Non-Personnel	\$ 280,837		\$ 280,837		\$ -	
Total Special Funds	\$ 835,174	11	\$ 851,501	11	\$ 16,326	0
Grand Total All Funds	\$ 4,574,029	68.5	\$ 4,740,890	70.5	\$ 166,861	2

Note: Due to fiscal constraints this budget is subject to modifications(+/-).



New Haven Public Schools

L.W. Beecher Museum School of Arts and Sciences
 100 Jewel Street New Haven, CT 06511
 (203) 691-3800

Grades: PreK-8

Enrollment: 493

Student Performance

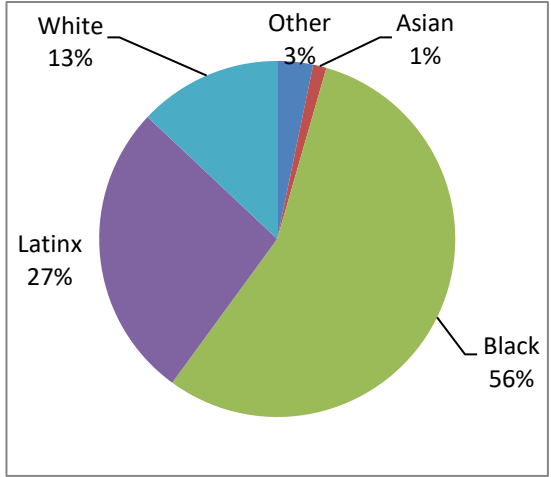
	2017-18	2018-19
Math	21%	28%
ELA	36%	43%

Percent of students achieving Proficient or better on Smarter Balanced Assessment in Grades 3-8 and/or SAT in Grade 11

All Funds Budget Summary

	2019-20	Proposed 20-21
FT Personnel:	\$ 3,440,087.00	\$ 3,568,859.00
Non-Personnel:	\$ 47,355.00	\$ 68,888.00
Total Expenditures:	\$ 3,487,442.00	\$ 3,637,747.00

Student Demographics



English Language Learners: 5%
 Special Education: 10%
 Free and Reduced Lunch: 56%

STAFFING & ENROLLMENT

Certified Staff			Enrollment			Non-Certified Staff		
	Actual 19/20	Proposed 20/21	Grade Level	Actual 19/20	Proposed 20/21		Actual 19/20	Proposed 20/21
Principals	1	1	Pre-K	73	60	Clerical Support	2	2
Assistant Principals	1	1	K	41	44	Business Manager	1	1
Pre-K School	4	4	1	43	41	Paraprofessionals:		
Grades K-6 Classroom	14	14	2	49	43	Grades K-1	4	4
Math	1	1	3	49	49	Pre-K School	8	8
Bilingual/ESOL	0	0	4	45	49	SPED Para	3	3
Reading/Language Arts	2	2	5	51	45	Youth & Family Support		
Science	1	1	6	49	48	In-House Suspension	1	1
Social Studies/History	1	1	7	45	51	School Security	1	1
English	1	1	8	43	49	Custodian	2	2
World Language	1	1	9					
Art	1	1	10					
Music	1	1	11					
Career/Tech Ed	0	0	12					
Physical Education	2	2						
Library Media	1	1						
Special Education	1	2						
Speech	0.2	0.2						
Coach - Math	1	1						
Coach - Literacy	1	1						
Other-Magnet Resource	1	1						
School Counselor	1	1						
Social Worker	1	1						
School Psychologist	0.4	0.4						
School Climate Specialist								
Total	38.6	39.6	Total	488	479	Total	22	22

	Actual	Proposed
Staffing Total	60.6	61.6

Instructional Staff:	34.2	35.2
Students Per Instructional Staff:	14.3	13.6

Note: Due to fiscal constraints this budget is subject to modifications(+/-).

	Adjusted FY 19/20		Proposed FY 20/21		Difference (+ / -)				
General Funds									
CERTIFIED STAFF	\$	929,203	11.6	\$	1,009,998	12.6	\$	80,795	1
NON-CERTIFIED STAFF	\$	367,669	10	\$	376,828	10	\$	9,159	0
50136 PART TIME STAFF	\$	13,894		\$	9,625		\$	(4,269)	
Total Salaries	\$	1,310,766	21.6	\$	1,396,451	22.6	\$	85,685	1
Non-Personnel									
54415 FURNITURE	\$	4,488		\$	-		\$	(4,488)	
55512 ED. SUPPLY INVENTORY	\$	10,000		\$	12,000		\$	2,000	
55520 GENERAL/OFFICE SUPPLY	\$	12,000		\$	12,000		\$	-	
56694 OTHER CONTRACTUAL SERVICES	\$	1,300		\$	9,688		\$	7,500	
Total Non-Personnel	\$	27,788		\$	33,688		\$	5,012	
Total General Funds	\$	1,338,554	21.6	\$	1,430,139	22.6	\$	90,697	1
InterDistrict Funds									
CERTIFIED STAFF	\$	1,601,566	25	\$	1,649,472	25	\$	47,906	0
NON-CERTIFIED STAFF	\$	284,594	12	\$	292,337	12	\$	7,743	0
50136 PART TIME STAFF	\$	80,000		\$	64,367		\$	(15,633)	
Total Salaries	\$	1,966,160	37	\$	2,006,176	37	\$	40,016	0
Non-Personnel									
53330 BUSINESS TRAVEL	\$	-		\$	2,500		\$	2,500	
54415 FURNITURE	\$	-		\$	5,000		\$	5,000	
55100 MATERIALS & SUPPLIES INSTRUCTN	\$	5,000		\$	6,000		\$	1,000	
55101 MATERIALS & SUPPLIES ADMIN	\$	1,567		\$	2,000		\$	433	
55531 TEXTBOOKS	\$	4,000		\$	6,500		\$	2,500	
56605 FIELD TRIPS	\$	-		\$	4,000		\$	4,000	
56613 COMMUNICATIONS/WEBSITES	\$	1,500		\$	-		\$	(1,500)	
56684 GRADUATION	\$	-		\$	1,700		\$	1,700	
56694 OTHER CONTRACTUAL SERVICES	\$	7,500		\$	7,500		\$	-	
Total Non-Personnel	\$	19,567		\$	35,200		\$	15,633	
Total Interdistrict Funds	\$	1,985,727	37	\$	2,041,376	37	\$	55,649	0
Special Funds									
CERTIFIED STAFF	\$	163,161	2	\$	166,232	2	\$	3,071	0
Total Salaries	\$	163,161	2	\$	166,232	2	\$	3,071	0
Non-Personnel									
54413 COMPUTER EQUIPMENT	\$	-		\$	-		\$	-	
Total Non-Personnel	\$	-		\$	-		\$	-	
Total Special Funds	\$	163,161	2	\$	166,232	2	\$	3,071	0
Grand Total All Funds	\$	3,487,442	60.6	\$	3,637,747	61.6	\$	149,417	1

Note: Due to fiscal constraints this budget is subject to modifications(+/-).



New Haven Public Schools

Grades: PreK-6

Lincoln-Bassett School

130 Bassett Street New Haven, CT 06511

Enrollment: 356

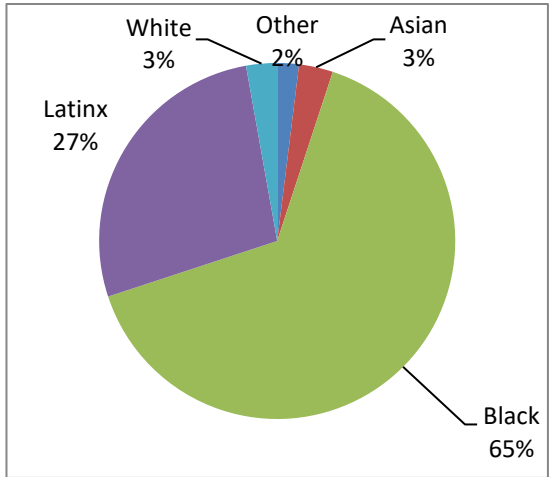
(475) 220-8500

Student Performance

	2017-18	2018-19
Math	8%	10%
ELA	19%	12%

Percent of students achieving Proficient or better on Smarter Balanced Assessment in Grades 3-8 and/or SAT in Grade 11

Student Demographics



All Funds Budget Summary

	2019-20	Proposed 20-21
FT Personnel:	\$ 3,185,683.00	\$ 3,364,041.00
Non-Personnel:	\$ 136,560.00	\$ 139,884.00
Total Expenditures:	\$ 3,322,243.00	\$ 3,503,925.00

English Language Learners: 4%
 Special Education: 23%
 Free and Reduced Lunch: 84%

STAFFING & ENROLLMENT

Certified Staff			Enrollment			Non-Certified Staff		
	Actual 19/20	Proposed 20/21	Grade Level	Actual 19/20	Proposed 20/21		Actual 19/20	Proposed 20/21
Principals	1	1	Pre-K	41	39	Clerical Support	1	1
Assistant Principals	1	1	K	63	65	Paraprofessionals:		
Pre-K School	0	0	1	57	65	Grades K-1	6	6
Grades K-6 Classroom	18	18	2	49	58	Pre-K School	4	4
Math	1	1	3	41	53	SPED Para	4	4
Bilingual/ESOL	0	0	4	48	41	Youth & Family Support		
Reading/Language Arts	0	0	5	47	47	Family Resource	0	1
Science	0	0	6	41	48	Family Educattor	1	1
Social Studies/History	0	0	7			School Security	2	2
English	0	0	8			Custodian	2	2
World Language	0	0	9					
Art	1	1	10					
Music	1	1	11					
Career/Tech Ed	0	0	12					
Physical Education	1.6	1.6						
Library Media	0	0						
Special Education	5	6						
Speech	1.1	1.1						
Coach - Math	1	1						
Coach - Literacy	1	1						
Other								
School Counselor	1	1						
Social Worker	1	1						
School Psychologist	1	1						
School Climate Specialist	1	1						
Total	36.7	37.7	Total	387	416	Total	20	21

	Actual	Proposed
Staffing Total	56.7	58.7

Instructional Staff:	30.7	31.7
Students Per Instructional Staff:	12.6	13.1

Note: Due to fiscal constraints this budget is subject to modifications(+/-).



	Adjusted FY 19/20		Proposed FY 20/21		Difference (+ / -)				
General Funds									
CERTIFIED STAFF	\$	2,299,010	36.7	\$	2,403,487	37.7	\$	104,477	1
NON-CERTIFIED STAFF	\$	375,259	10	\$	384,778	11	\$	9,519	1
50136 PART TIME STAFF	\$	22,408		\$	17,000		\$	(5,408)	
Total Salaries	\$	2,696,677	46.7	\$	2,805,265	48.7	\$	108,588	2
Non-Personnel									
54411 EQUIPMENT	\$	-		\$	3,324		\$	3,324	
54415 FURNITURE	\$	9,500		\$	9,500		\$	-	
55512 ED. SUPPLY INVENTORY	\$	17,000		\$	17,000		\$	-	
55520 GENERAL/OFFICE SUPPLY	\$	5,000		\$	4,000		\$	(1,000)	
56605 FIELD TRIPS	\$	2,500		\$	3,500		\$	1,000	
Total Non-Personnel	\$	34,000		\$	37,324		\$	3,324	
Total General Funds	\$	2,730,677	46.7	\$	2,842,589	48.7	\$	111,912	2
InterDistrict Funds									
Total Interdistrict Funds	\$	-	0	\$	-	0	\$	-	0
Special Funds									
CERTIFIED STAFF	\$	-	0	\$	-	0	\$	-	0
NON-CERTIFIED STAFF	\$	251,934	10	\$	298,656	10	\$	46,722	0
50136 PART TIME STAFF	\$	65,120		\$	65,120		\$	-	
50149 TEACHER STIPEND	\$	39,000		\$	39,000		\$	-	
51809 HEALTH INSURANCE	\$	103,293		\$	122,449		\$	-	
58852 FICA/MEDICARE EMPLOYER CONTRIB	\$	27,238		\$	30,812		\$	3,574	
59933 WORKERS COMPENSATION	\$	2,421		\$	2,739		\$	318	
Total Salaries	\$	489,006	10	\$	558,776	10	\$	50,614	0
Non-Personnel									
54413 COMPUTER EQUIPMENT	\$	19,823		\$	19,823		\$	-	
55100 MATERIALS & SUPPLIES INSTRUCTN	\$	40,301		\$	40,301		\$	-	
56694 OTHER CONTRACTUAL SERVICES	\$	15,400		\$	15,400		\$	-	
56800 PARENT ACTIVITIES	\$	2,500		\$	2,500		\$	-	
56904 TUTORS	\$	24,536		\$	24,536		\$	-	
Total Non-Personnel	\$	102,560		\$	102,560		\$	-	
Total Special Funds	\$	591,566	10	\$	661,336	10	\$	50,614	0
Grand Total All Funds	\$	3,322,243	56.7	\$	3,503,925	58.7	\$	162,526	2

Note: Due to fiscal constraints this budget is subject to modifications(+/-).



New Haven Public Schools

Mauro-Sheridan Science, Tech & Comm Magnet School
 191 Fountain Street New Haven, CT 06515
 (203) 691-2800

Grades: PreK-8

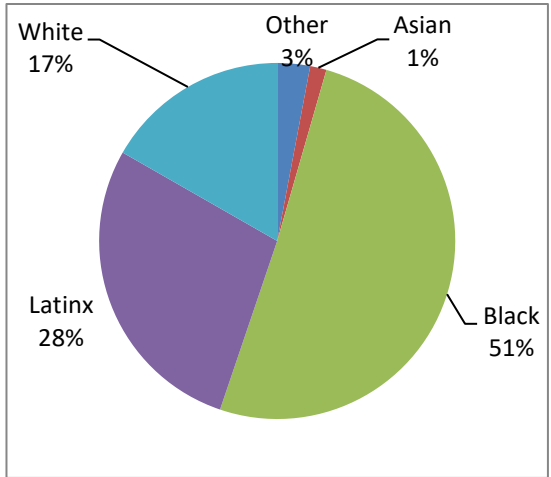
Enrollment: 538

Student Performance

	2017-18	2018-19
Math	46%	44%
ELA	55%	53%

Percent of students achieving Proficient or better on Smarter Balanced Assessment in Grades 3-8 and/or SAT in Grade 11

Student Demographics



All Funds Budget Summary

	2019-20	Proposed 20-21
FT Personnel:	\$ 4,234,382.00	\$ 4,368,869.00
Non-Personnel:	\$ 101,524.00	\$ 100,946.00
Total Expenditures:	\$ 4,335,906.00	\$ 4,469,815.00

English Language Learners: 9%
 Special Education: 13%
 Free and Reduced Lunch: 54%

STAFFING & ENROLLMENT

Certified Staff			Enrollment			Non-Certified Staff		
	Actual 19/20	Proposed 20/21	Grade Level	Actual 19/20	Proposed 20/21		Actual 19/20	Proposed 20/21
Principals	1	1	Pre-K	56	80	Clerical Support	1	1
Assistant Principals	1	1	K	44	52	Business Manager	1	1
Pre-K School	3	3	1	48	44	Paraprofessionals:		
Grades K-6 Classroom	16	16	2	48	48	Grades K-1	4	4
Math	2	2	3	50	48	Pre-K School	4	4
Bilingual/ESOL	1	1	4	50	50	SPED Para	4	4
Reading/Language Arts	3	3	5	75	50	Youth & Family Support		
Science	2	2	6	67	75	Family Educator	1	1
Social Studies/History	2	2	7	52	67	Computer Lab Coordinator	1	1
English	1	1	8	48	52	School Security	1	1
World Language	2	2	9			Custodian	1	2
Art	2	2	10					
Music	2	2	11					
Career/Tech Ed	0	0	12					
Physical Education	2	2						
Library Media	1	1						
Special Education	3	3						
Speech	0.8	0.8						
Coach - Math	1	1						
Coach - Literacy	1	1						
Other-Magnet Resource	1	1						
School Counselor	1	1						
Social Worker	1	1						
School Psychologist	0.6	0.6						
School Climate Specialist								
Total	50.4	50.4	Total	538	566	Total	18	19

	Actual	Proposed
Staffing Total	68.4	69.4

Instructional Staff:	45.8	45.8
Students Per Instructional Staff:	11.7	12.4

Note: Due to fiscal constraints this budget is subject to modifications(+/-).

	Adjusted FY 19/20		Proposed FY 20/21		Difference (+ / -)	
General Funds						
CERTIFIED STAFF	\$ 1,778,791	24.4	\$ 1,821,046	24.4	\$ 42,255	0
NON-CERTIFIED STAFF	\$ 158,682	4	\$ 198,049	5	\$ 39,367	1
50136 PART TIME STAFF	\$ 15,241		\$ 15,241		\$ -	
Total Salaries	\$ 1,952,714	28.4	\$ 2,034,336	29.4	\$ 81,622	1
Non-Personnel						
55512 ED. SUPPLY INVENTORY	\$ 28,524		\$ 27,946		\$ (578)	
Total Non-Personnel	\$ 28,524		\$ 27,946		\$ (578)	
Total General Funds	\$ 1,981,238	28.4	\$ 2,062,282	29.4	\$ 81,044	1
InterDistrict Funds						
CERTIFIED STAFF	\$ 1,787,598	26	\$ 1,830,134	26	\$ 42,536	0
NON-CERTIFIED STAFF	\$ 333,729	12	\$ 342,614	12	\$ 8,885	0
50136 PART TIME STAFF	\$ 108,200		\$ 108,200		\$ -	
Total Salaries	\$ 2,229,527	38	\$ 2,280,948	38	\$ 51,421	0
Non-Personnel						
54413 COMPUTER EQUIPMENT	\$ 16,000		\$ 16,000		\$ -	
55100 MATERIALS & SUPPLIES INSTRUCTN	\$ 12,000		\$ 12,000		\$ -	
55101 MATERIALS & SUPPLIES ADMIN	\$ 2,000		\$ -		\$ (2,000)	
55531 TEXTBOOKS	\$ 14,000		\$ 14,000		\$ -	
56613 COMMUNICATIONS/WEBSITES	\$ 2,000		\$ 2,000		\$ -	
56694 OTHER CONTRACTUAL SERVICES	\$ 2,000		\$ 2,000		\$ -	
56697 OTHER PURCHASED SERVICES BOE	\$ 15,000		\$ 15,000		\$ -	
56904 TUTORS	\$ 10,000		\$ 12,000		\$ 2,000	
Total Non-Personnel	\$ 73,000		\$ 73,000		\$ -	
Total Interdistrict Funds	\$ 2,302,527	38	\$ 2,353,948	38	\$ 51,421	0
Special Funds						
CERTIFIED STAFF	\$ -	0	\$ -	0	\$ -	0
NON-CERTIFIED STAFF	\$ 52,141	2	\$ 53,585	2	\$ 1,444	0
Total Salaries	\$ 52,141	2	\$ 53,585	2	\$ 1,444	0
Non-Personnel						
Total Non-Personnel	\$ -		\$ -		\$ -	
Total Special Funds	\$ 52,141	2	\$ 53,585	2	\$ 1,444	0
Grand Total All Funds	\$ 4,335,906	68.4	\$ 4,469,815	69.4	\$ 133,909	1

Note: Due to fiscal constraints this budget is subject to modifications(+/-).



New Haven Public Schools

Metropolitan Business Academy
 115 Water Street New Haven, CT 06511
 (475) 220-7700

Grades: 9-12

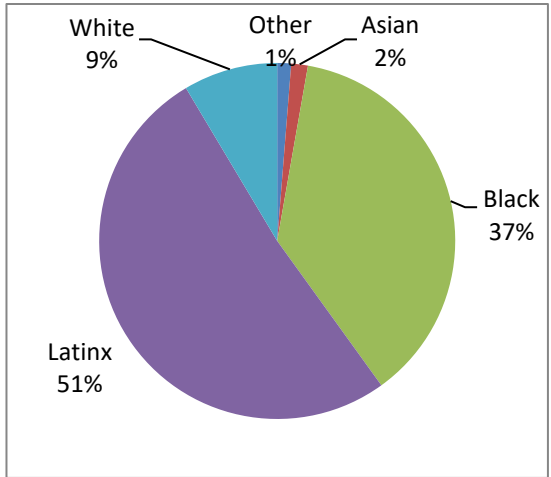
Enrollment: 397

Student Performance

	2017-18	2018-19
Math	4%	5%
ELA	34%	31%

Percent of students achieving Proficient or better on Smarter Balanced Assessment in Grades 3-8 and/or SAT in Grade 11

Student Demographics



All Funds Budget Summary

	2019-20	Proposed 20-21
FT Personnel:	\$ 3,408,071.00	\$ 3,527,879.00
Non-Personnel:	\$ 84,500.00	\$ 91,833.00
Total Expenditures:	\$ 3,492,571.00	\$ 3,619,712.00

English Language Learners: 10%
 Special Education: 11%
 Free and Reduced Lunch: 57%

STAFFING & ENROLLMENT

Certified Staff			Enrollment			Non-Certified Staff		
	Actual 19/20	Proposed 20/21	Grade Level	Actual 19/20	Proposed 20/21		Actual 19/20	Proposed 20/21
Principals	1	1	Pre-K			Clerical Support	1	1
Assistant Principals	1	1	K			Business Manager	0	0
Pre-K School	0	0	1			Paraprofessionals: Grades K-1 Pre-K School SPED Para		
Grades K-6 Classroom	0	0	2			Youth & Family Support		
Math	5	5	3			In-House Suspension	1	1
Bilingual/ESOL	0	0	4			Recruitment Specialist	1	1
Reading/Language Arts	0	0	5			School Security	1	2
Science	5	5	6			Custodian	2	2
Social Studies/History	5	5	7					
English	5	5	8					
World Language	3	3	9	96	110			
Art	0	0	10	98	96			
Music/Drama	1	1	11	106	98			
Career/Tech Ed	6	6	12	97	106			
Physical Education	1	1						
Library Media	1	1						
Special Education	3	3						
Speech	0.1	0.1						
Coach - Math	1	1						
Coach - Literacy	0	0						
Other								
School Counselor	2	2						
Social Worker	1	1						
School Psychologist	0.1	0.1						
School Climate Specialist								
Total	41.2	41.2	Total	397	410	Total	6	7

	Actual	Proposed
Staffing Total	47.2	48.2

Instructional Staff:	36.1	36.1
Students Per Instructional Staff:	11.0	11.4

Note: Due to fiscal constraints this budget is subject to modifications(+/-).



	Adjusted FY 19/20		Proposed FY 20/21		Difference (+ / -)	
General Funds						
CERTIFIED STAFF	\$ 1,567,565	20.2	\$ 1,605,006	20.2	\$ 37,441	0
NON-CERTIFIED STAFF	\$ 153,611	3	\$ 192,826	4	\$ 39,215	1
50136 PART TIME STAFF	\$ 13,356		\$ 7,666		\$ (5,690)	
50141 SEASONAL HELP	\$ -		\$ -		\$ -	
Total Salaries	\$ 1,734,532	23.2	\$ 1,805,498	24.2	\$ 70,966	1
Non-Personnel						
54411 EQUIPMENT	\$ -		\$ -		\$ -	
55512 ED. SUPPLY INVENTORY	\$ 10,010		\$ 17,343		\$ 7,333	
55520 GENERAL/OFFICE SUPPLY	\$ 9,490		\$ 9,490		\$ -	
Total Non-Personnel	\$ 19,500		\$ 26,833		\$ 7,333	
Total General Funds	\$ 1,754,032	23.2	\$ 1,832,331	24.2	\$ 78,299	1
InterDistrict Funds						
CERTIFIED STAFF	\$ 1,466,285	21	\$ 1,509,925	21	\$ 43,640	0
NON-CERTIFIED STAFF	\$ 87,318	2	\$ 89,758	2	\$ 2,440	0
50136 PART TIME STAFF	\$ 41,860		\$ 41,860		\$ -	
Total Salaries	\$ 1,595,463	23	\$ 1,641,543	23	\$ 46,080	0
Non-Personnel						
54411 EQUIPMENT	\$ 6,000		\$ 6,000		\$ -	
54413 COMPUTER EQUIPMENT	\$ 15,000		\$ 15,000		\$ -	
55100 MATERIALS & SUPPLIES INSTRUCTN	\$ 20,000		\$ 20,000		\$ -	
55101 MATERIALS & SUPPLIES ADMIN	\$ 3,000		\$ 3,000		\$ -	
55531 TEXTBOOKS	\$ 5,000		\$ 5,000		\$ -	
56697 OTHER PURCHASED SERVICES BOE	\$ 16,000		\$ 16,000		\$ -	
Total Non-Personnel	\$ 65,000		\$ 65,000		\$ -	
Total Interdistrict Funds	\$ 1,660,463	23	\$ 1,706,543	23	\$ 46,080	0
Special Funds						
CERTIFIED STAFF	\$ 78,076	1	\$ 80,838	1	\$ 2,762	0
Total Salaries	\$ 78,076	1	\$ 80,838	1	\$ 2,762	0
Non-Personnel						
Total Non-Personnel	\$ -		\$ -		\$ -	
Total Special Funds	\$ 78,076	1	\$ 80,838	1	\$ 2,762	0
Grand Total All Funds	\$ 3,492,571	47.2	\$ 3,619,712	48.2	\$ 127,141	1

Note: Due to fiscal constraints this budget is subject to modifications(+/-).



New Haven Public Schools

Grades: PreK-8

Nathan Hale School

480 Townsend Avenue New Haven, CT 06512
(475) 220-4200

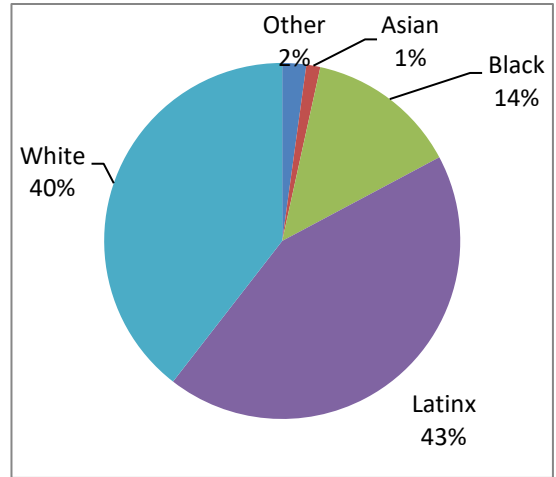
Enrollment: 552

Student Performance

	2017-18	2018-19
Math	40%	33%
ELA	50%	46%

Percent of students achieving Proficient or better on Smarter Balanced Assessment in Grades 3-8 and/or SAT in Grade 11

Student Demographics



All Funds Budget Summary

	2019-20	Proposed 20-21
FT Personnel:	\$ 3,705,499.00	\$ 3,772,249.00
Non-Personnel:	\$ 43,971.00	\$ 54,057.00
Total Expenditures:	\$ 3,749,470.00	\$ 3,826,306.00

English Language Learners: 9%
Special Education: 17%
Free and Reduced Lunch: 43%



STAFFING & ENROLLMENT

Certified Staff			Enrollment			Non-Certified Staff		
	Actual 19/20	Proposed 20/21	Grade Level	Actual 19/20	Proposed 20/21		Actual 19/20	Proposed 20/21
Principals	1	1	Pre-K	55	55	Clerical Support	1	1
Assistant Principals	1	1	K	66	54	Paraprofessionals:		
Pre-K School			1	50	65	Grades K-1	5	5
Grades K-6 Classroom	15	15	2	51	50	Pre-K School	4	4
Math	2	2	3	64	51	SPED Para	4	4
Bilingual/ESOL	1	1	4	53	64	Youth & Family Support	0	0
Reading/Language Arts	2	2	5	54	53	School Security	1	1
Science	1	1	6	51	54	Custodian	2	2
Social Studies/History	1	1	7	54	51			
English	2	2	8	54	54			
World Language	1	1	9					
Art	1	1	10					
Music	2	2	11					
Career/Tech Ed	1	1	12					
Physical Education	2	2						
Library Media								
Special Education	5	5						
Speech	1	1						
Coach - Math	1	1						
Coach - Literacy	1	1						
Other								
School Counselor	0.5	0.5						
Social Worker	1	1						
School Psychologist	0.6	0.6						
School Climate Specialist								
Total	43.1	43.1	Total	552	551	Total	17	17

	Actual	Proposed
Staffing Total	60.1	60.1

Instructional Staff:	39	39
Students Per Instructional Staff:	14.2	14.1

Note: Due to fiscal constraints this budget is subject to modifications(+/-).



	Adjusted FY 19/20		Proposed FY 20/21		Difference (+ / -)				
General Funds									
CERTIFIED STAFF	\$	2,805,334	39.1	\$	2,849,256	39.1	\$	43,922	0
NON-CERTIFIED STAFF	\$	381,349	12	\$	391,780	12	\$	10,431	0
50136 PART TIME STAFF	\$	21,986		\$	15,445		\$	(6,541)	
Total Salaries	\$	3,208,669	51.1	\$	3,256,481	51.1	\$	47,812	0
Non-Personnel									
54409 SOFTWARE	\$	5,000		\$	1,200		\$	(3,800)	
54411 EQUIPMENT	\$	1,000		\$	12,000		\$	11,000	
54413 COMPUTER EQUIPMENT	\$	-		\$	8,000		\$	8,000	
54415 FURNITURE	\$	3,000		\$	3,000		\$	-	
55512 ED. SUPPLY INVENTORY	\$	16,371		\$	10,000		\$	(6,371)	
55520 GENERAL/OFFICE SUPPLY	\$	7,600		\$	12,771		\$	5,171	
55531 TEXTBOOKS	\$	11,000		\$	5,000		\$	(6,000)	
55586 UNIFORMS	\$	-		\$	2,086		\$	2,086	
Total Non-Personnel	\$	43,971		\$	54,057		\$	10,086	
Total General Funds	\$	3,252,640	51.1	\$	3,310,538	51.1	\$	57,898	0
InterDistrict Funds									
Total Interdistrict Funds	\$	-	0	\$	-	0	\$	-	0
Special Funds									
CERTIFIED STAFF	\$	321,521	4	\$	335,472	4	\$	13,951	0
NON-CERTIFIED STAFF	\$	175,309	5	\$	180,296	5	\$	4,987	0
Total Salaries	\$	496,830	9	\$	515,768	9	\$	18,938	0
Non-Personnel									
Total Non-Personnel	\$	-		\$	-		\$	-	
Total Special Funds	\$	496,830	9	\$	515,768	9	\$	18,938	0
Grand Total All Funds	\$	3,749,470	60.1	\$	3,826,306	60.1	\$	76,836	0

Note: Due to fiscal constraints this budget is subject to modifications(+/-).



New Haven Public Schools

Grades: 9-12

New Haven Academy

444 Orange Street New Haven, CT 06511
(203) 946-8995

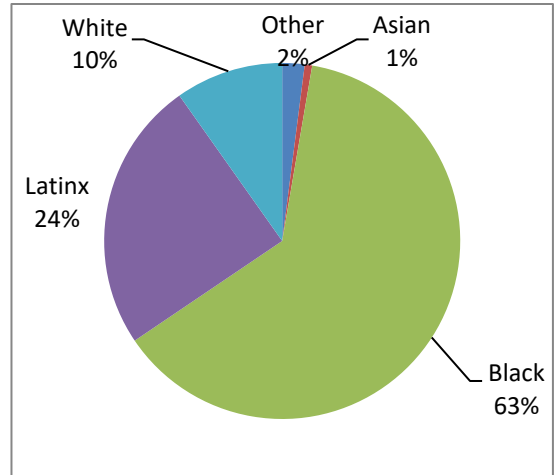
Enrollment: 296

Student Performance

	2017-18	2018-19
Math	17%	19%
ELA	38%	36%

Percent of students achieving Proficient or better on Smarter Balanced Assessment in Grades 3-8 and/or SAT in Grade 11

Student Demographics



All Funds Budget Summary

	2019-20	Proposed 20-21
FT Personnel:	\$ 2,422,468.00	\$ 2,482,606.00
Non-Personnel:	\$ 33,119.00	\$ 43,286.00
Total Expenditures:	\$ 2,455,587.00	\$ 2,525,892.00

English Language Learners: 2%
Special Education: 21%
Free and Reduced Lunch: 42%

STAFFING & ENROLLMENT

Certified Staff			Enrollment			Non-Certified Staff		
	Actual 19/20	Proposed 20/21	Grade Level	Actual 19/20	Proposed 20/21		Actual 19/20	Proposed 20/21
Principals	1	1	Pre-K			Clerical Support	1	1
Assistant Principals	0	0	K			Paraprofessionals:		
Pre-K School			1			Grades K-1		
Grades K-6 Classroom			2			Pre-K School		
Math	5	5	3			SPED Para	2	2
Bilingual/ESOL	0	0	4			Youth & Family Support		
Reading/Language Arts			5			Parent Liaison	1	1
Science	3	3	6			In House Suspension	1	1
Social Studies/History	4	4	7			School Security	1	2
English	4	4	8			Custodian	2	2
World Language	2	2	9	94	95			
Art			10	80	94			
Music			11	65	80			
Career/Tech Ed			12	57	65			
Physical Education	1	1	Total	296	334	Total	8	9
Library Media	1	1						
Special Education	2	3						
Speech	0.2	0.2						
Coach - Math								
Coach - Literacy								
Other-Magnet Resource	2	2						
School Counselor	1	1						
Social Worker	1	1						
School Psychologist	0.4	0.4						
School Climate Specialist								
Total	27.6	28.6						

	Actual	Proposed
Staffing Total	35.6	37.6

Instructional Staff:	24.2	25.2
Students Per Instructional Staff:	12.2	13.3

Note: Due to fiscal constraints this budget is subject to modifications(+/-).



	Adjusted FY 19/20		Proposed FY 20/21		Difference (+ / -)				
General Funds									
CERTIFIED STAFF	\$	977,092	13.6	\$	1,006,824	13.6	\$	29,732	0
NON-CERTIFIED STAFF	\$	226,418	6	\$	231,025	7	\$	4,607	1
50136 PART TIME STAFF	\$	8,990		\$	4,952		\$	(4,038)	
Total Salaries	\$	1,212,500	19.6	\$	1,242,801	20.6	\$	30,301	1
Non-Personnel									
54411 EQUIPMENT	\$	-		\$	3,167		\$	3,167	
54413 COMPUTER EQUIPMENT	\$	3,000		\$	3,000		\$	-	
54415 FURNITURE	\$	3,481		\$	3,481		\$	-	
55512 ED. SUPPLY INVENTORY	\$	7,500		\$	7,500		\$	-	
55531 TEXTBOOKS	\$	4,000		\$	4,000		\$	-	
56684 GRADUATION	\$	-		\$	1,138		\$	1,138	
Total Non-Personnel	\$	17,981		\$	22,286		\$	4,305	
Total General Funds	\$	1,230,481	19.6	\$	1,265,087	20.6	\$	34,606	1
InterDistrict Funds									
CERTIFIED STAFF	\$	1,056,947	14	\$	1,084,868	14	\$	27,921	0
NON-CERTIFIED STAFF	\$	76,659	2	\$	78,575	2	\$	1,916	0
50136 PART TIME STAFF	\$	76,362		\$	76,362		\$	-	
Total Salaries	\$	1,209,968	16	\$	1,239,805	16	\$	29,837	0
Non-Personnel									
56605 FIELD TRIPS	\$	5,000		\$	5,000		\$	-	
56684 GRADUATION	\$	1,138		\$	-		\$	(1,138)	
56694 OTHER CONTRACTUAL SERVICES	\$	9,000		\$	16,000		\$	7,000	
Total Non-Personnel	\$	15,138		\$	21,000		\$	5,862	
Total Interdistrict Funds	\$	1,225,106	16	\$	1,260,805	16	\$	35,699	0
Special Funds									
CERTIFIED STAFF	\$	-	0	\$	56,603	1	\$	56,603	1
Total Salaries	\$	-	0	\$	56,603	1	\$	56,603	1
Non-Personnel									
Total Non-Personnel	\$	-		\$	-		\$	-	
Total Special Funds	\$	-	0	\$	56,603	1	\$	56,603	1
Grand Total All Funds	\$	2,455,587	35.6	\$	2,582,495	37.6	\$	126,908	2

Note: Due to fiscal constraints this budget is subject to modifications(+/-).



New Haven Public Schools
 Quinnipiac Real World Math STEM School
 460 Lexington Avenue New Haven, CT 06513
 (475) 220-4700

Grades: K-5

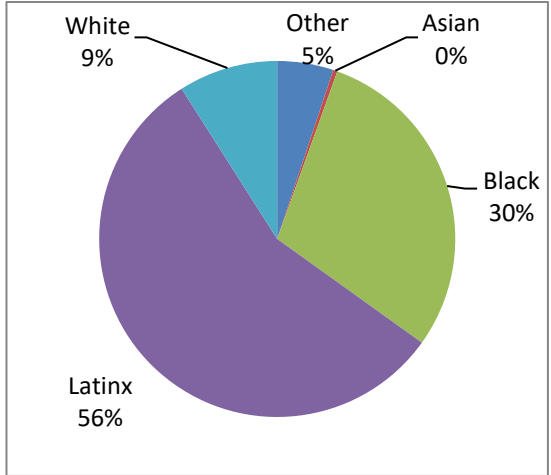
Enrollment: 255

Student Performance

	2017-18	2018-19
Math	22%	24%
ELA	26%	31%

Percent of students achieving Proficient or better on Smarter Balanced Assessment in Grades 3-8 and/or SAT in Grade 11

Student Demographics



All Funds Budget Summary

	2019-20	Proposed 20-21
FT Personnel:	\$ 1,587,793.00	\$ 1,861,273.00
Non-Personnel:	\$ 22,721.00	\$ 24,972.00
Total Expenditures:	\$ 1,610,514.00	\$ 1,886,245.00

English Language Learners: 16%
 Special Education: 14%
 Free and Reduced Lunch: 66%

STAFFING & ENROLLMENT

Certified Staff			Enrollment			Non-Certified Staff		
	Actual 19/20	Proposed 20/21	Grade Level	Actual 19/20	Proposed 20/21		Actual 19/20	Proposed 20/21
Principals	0	1	Pre-K			Clerical Support	1	1
Assistant Principals			K	44	45	Paraprofessionals:		
Pre-K School			1	43	44	Grades K-1	4	4
Grades K-6 Classroom	12	13	2	38	43	Pre-K School	1	1
Math	0	0	3	41	38	SPED Para		
Bilingual/ESOL	0	0	4	47	41	Youth & Family Support		
Reading/Language Arts	0	0	5	42	47	Parent Liaison	1	1
Science	1	1	6		42	School Security	0	1
Social Studies/History	0	0	7			Custodial	2	2
English	0	0	8					
World Language	0	0	9					
Art	1	1	10					
Music	0	0	11					
Career/Tech Ed	0	0	12					
Physical Education	1	1						
Library Media	0	0						
Special Education	2	2						
Speech	0.6	0.6						
Coach - Math	0	0						
Coach - Literacy	0	0						
Other-Magnet Resource	1	1						
School Counselors	0	0						
Social Worker	1	1						
School Psychologist	0.4	0.4						
School Climate Specialist								
Total	20	22	Total	255	300	Total	9	10

	Actual	Proposed
Staffing Total	29	32

Instructional Staff:	17.6	18.6
Students Per Instructional Staff:	14.5	16.1

Note: Due to fiscal constraints this budget is subject to modifications(+/-).



	Adjusted FY 19/20		Proposed FY 20/21		Difference (+ / -)				
General Funds									
CERTIFIED STAFF	\$	1,213,954	20	\$	1,446,800	22	\$	232,846	2
NON-CERTIFIED STAFF	\$	275,537	8	\$	317,745	9	\$	42,208	1
50136 PART TIME STAFF	\$	11,361		\$	7,135		\$	(4,226)	
Total Salaries	\$	1,500,852	28	\$	1,771,680	31	\$	270,828	3
Non-Personnel									
54411 EQUIPMENT	\$	1,000		\$	1,000		\$	-	
54413 COMPUTER EQUIPMENT	\$	4,245		\$	4,245		\$	-	
54415 FURNITURE	\$	-		\$	2,251		\$	2,251	
55512 ED. SUPPLY INVENTORY	\$	5,500		\$	5,500		\$	-	
55520 GENERAL/OFFICE SUPPLY	\$	5,500		\$	5,500		\$	-	
55531 TEXTBOOKS	\$	1,000		\$	1,000		\$	-	
56605 FIELD TRIPS	\$	1,200		\$	1,200		\$	-	
56683 STUDENT ACTIVITIES	\$	1,200		\$	1,200		\$	-	
56694 OTHER CONTRACTUAL SERVICES	\$	3,076		\$	3,076		\$	-	
Total Non-Personnel	\$	22,721		\$	24,972		\$	2,251	
Total General Funds	\$	1,523,573	28	\$	1,796,652	31	\$	273,079	3
InterDistrict Funds									
Total Interdistrict Funds	\$	-	0	\$	-	0	\$	-	0
Special Funds									
CERTIFIED STAFF	\$	57,451	1	\$	59,204	1	\$	1,753	0
51809 HEALTH INSURANCE	\$	23,555		\$	24,274		\$	719	
51810 RETIREMENT CONTRIBUTION	\$	1,149		\$	1,184		\$	35	
58852 FICA/MEDICARE EMPLOYER CONTRIB	\$	4,395		\$	4,529		\$	134	
59933 WORKERS COMPENSATION	\$	391		\$	403		\$	12	
Total Salaries	\$	86,941	1	\$	89,593	1	\$	2,653	0
Non-Personnel									
Total Non-Personnel	\$	-		\$	-		\$	-	
Total Special Funds	\$	86,941	1	\$	89,593	1	\$	2,653	0
Grand Total All Funds	\$	1,610,514	29	\$	1,886,245	32	\$	275,732	3

Note: Due to fiscal constraints this budget is subject to modifications(+/-).



New Haven Public Schools

Riverside Education Academy Magnet High School
 103 Hallock Ave New Haven, CT 06519
 (475) 220-6700

Grades: 8-12

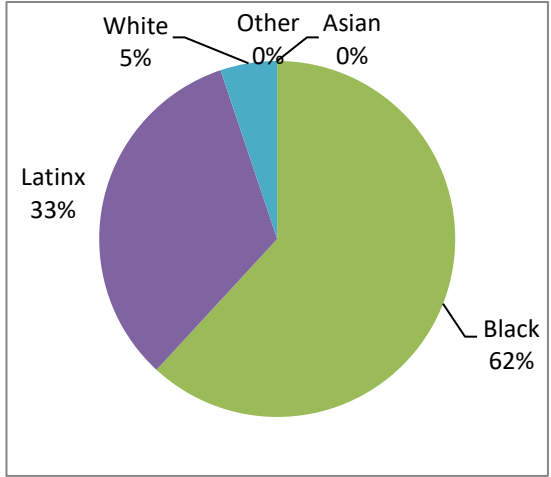
Enrollment: 97

Student Performance

	2017-18	2018-19
Math	0%	0%
ELA	0%	0%

Percent of students achieving Proficient or better on Smarter Balanced Assessment in Grades 3-8 and/or SAT in Grade 11

Student Demographics



All Funds Budget Summary

	2019-20	Proposed 20-21
FT Personnel:	\$ 1,741,553.00	\$ 1,877,298.00
Non-Personnel:	\$ 10,298.00	\$ 9,597.00
Total Expenditures:	\$ 1,751,851.00	\$ 1,886,895.00

English Language Learners: 6%
 Special Education: 47%
 Free and Reduced Lunch: 88%

STAFFING & ENROLLMENT

Certified Staff			Enrollment			Non-Certified Staff		
	Actual 19/20	Proposed 20/21	Grade Level	Actual 19/20	Proposed 20/21		Actual 19/20	Proposed 20/21
Principals	1	1	Pre-K			Clerical Support	1	1
Assistant Principals	0	0	K			Paraprofessionals: Grades K-1		
Pre-K School	0	0	1			Pre-K School		
Grades K-6 Classroom	0	0	2			SPED Para	1	1
Math	2	2	3			Youth & Family Support Behavior Specialist	1	1
Bilingual/ESOL	0	0	4			School Security	2	2
Reading/Language Arts	0	0	5			Custodian	2	2
Science	2	2	6					
Social Studies/History	2	2	7					
English	2	2	8					
World Language	1	1	9	31	30			
Art	1	1	10	35	31			
Music	0	0	11	24	35			
Career/Tech Ed	1	1	12	7	24			
Physical Education	1	1						
Library Media	0	0						
Special Education	3	4						
Speech	0.1	0.1						
Coach - Math	0	0						
Coach - Literacy	0	0						
Other								
School Counselor								
Social Worker	1.6	1.6						
School Psychologist	0.4	0.4						
School Climate Specialist								
Total	18.1	19.1	Total	97	120	Total	7	7

	Actual	Proposed
Staffing Total	25.1	26.1

Instructional Staff:	15.1	16.1
Students Per Instructional Staff:	6.4	7.5

Note: Due to fiscal constraints this budget is subject to modifications(+/-).

	Adjusted FY 19/20		Proposed FY 20/21		Difference (+ / -)				
General Funds									
CERTIFIED STAFF	\$	1,448,159	18.1	\$	1,544,532	19.1	\$	96,373	1
NON-CERTIFIED STAFF	\$	265,932	6	\$	307,097	6	\$	41,165	0
50136 PART TIME STAFF	\$	5,149		\$	2,742		\$	(2,407)	
Total Salaries	\$	1,719,240	24.1	\$	1,854,371	25.1	\$	135,131	1
Non-Personnel									
54413 COMPUTER EQUIPMENT	\$	298		\$	500		\$	202	
54415 FURNITURE	\$	500		\$	-		\$	(500)	
55512 ED. SUPPLY INVENTORY	\$	1,500		\$	1,500		\$	-	
55520 GENERAL/OFFICE SUPPLY	\$	8,000		\$	7,597		\$	(403)	
56694 OTHER CONTRACTUAL SERVICES	\$	-		\$	-		\$	-	
Total Non-Personnel	\$	10,298		\$	9,597		\$	(701)	
Total General Funds	\$	1,729,538	24.1	\$	1,863,968	25.1	\$	134,430	1
InterDistrict Funds									
Total Interdistrict Funds	\$	-	0	\$	-	0	\$	-	0
Special Funds									
NON-CERTIFIED STAFF	\$	22,313	1	\$	22,927	1	\$	614	0
Total Salaries	\$	22,313	1	\$	22,927	1	\$	614	0
Non-Personnel									
Total Non-Personnel	\$	-		\$	-		\$	-	
Total Special Funds	\$	22,313	1	\$	22,927	1	\$	614	0
Grand Total All Funds	\$	1,751,851	25.1	\$	1,886,895	26.1	\$	135,044	1

Note: Due to fiscal constraints this budget is subject to modifications(+/-).



New Haven Public Schools

Ross Woodward Classical Studies Magnet School
 185 Barnes Avenue New Haven, CT 06513
 (475) 220-3100

Grades: PreK-8

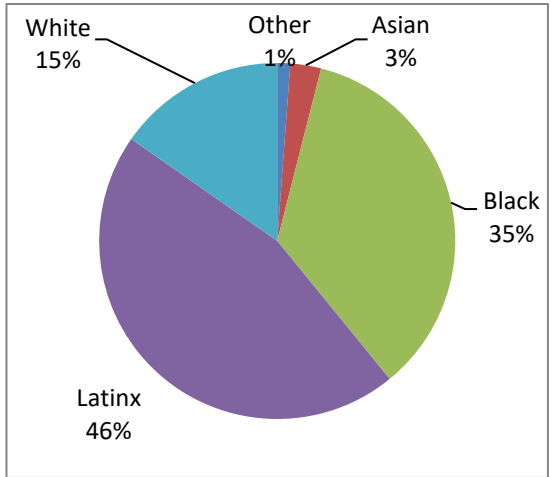
Enrollment: 680

Student Performance

	2017-18	2018-19
Math	13%	13%
ELA	35%	32%

Percent of students achieving Proficient or better on Smarter Balanced Assessment in Grades 3-8 and/or SAT in Grade 11

Student Demographics



All Funds Budget Summary

	2019-20	Proposed 20-21
FT Personnel:	\$ 4,478,981.00	\$ 4,570,321.00
Non-Personnel:	\$ 112,639.00	\$ 122,219.00
Total Expenditures:	\$ 4,591,620.00	\$ 4,692,540.00

English Language Learners: 11%
 Special Education: 10%
 Free and Reduced Lunch: 62%

STAFFING & ENROLLMENT

Certified Staff			Enrollment			Non-Certified Staff		
	Actual 19/20	Proposed 20/21	Grade Level	Actual 19/20	Proposed 20/21		Actual 19/20	Proposed 20/21
Principals	1	1	Pre-K	54	80	Clerical Support	2	2
Assistant Principals	2	2	K	60	65	Paraprofessionals:		
Pre-K School	3	3	1	62	60	Grades K-1	6	6
Grades K-6 Classroom	18	18	2	67	62	Pre-K School	6	6
Math	2	2	3	70	67	SPED Para		
Bilingual/ESOL	0	0	4	63	70	Youth & Family Support		
Reading/Language Arts	3	3	5	73	63	In House Suspension	1	1
Science	2	2	6	75	73	Parent Liaison	1	1
Social Studies/History	2	2	7	77	75	School Security	1	1
English	2	2	8	79	77	Custodian	2	2
World Language	1	1	9					
Art	2	2	10					
Music	2	2	11					
Career/Tech Ed	0	0	12					
Physical Education	2	2						
Library Media	1	1						
Special Education	3	3						
Speech	0.4	0.4						
Coach - Math	1	1						
Coach - Literacy	1	1						
Other-Magnet Resource	1	1						
School Counselor	1	1						
Social Worker	1	1						
School Psychologist	1	1						
School Climate Specialist								
Total	52.4	52.4	Total	680	692	Total	19	19

	Actual	Proposed
Staffing Total	71.4	71.4

Instructional Staff:	46.4	46.4
Students Per Instructional Staff:	14.7	14.9

Note: Due to fiscal constraints this budget is subject to modifications(+/-).



	Adjusted FY 19/20		Proposed FY 20/21		Difference (+ / -)				
General Funds									
CERTIFIED STAFF	\$	1,774,040	21.4	\$	1,800,806	21.4	\$	26,766	0
NON-CERTIFIED STAFF	\$	277,891	7	\$	284,715	7	\$	6,824	0
50136 PART TIME STAFF	\$	19,248		\$	13,906		\$	(5,342)	
Total Salaries	\$	2,071,179	28.4	\$	2,099,427	28.4	\$	28,248	0
Non-Personnel									
54409 SOFTWARE	\$	-		\$	5,000		\$	5,000	
54411 EQUIPMENT	\$	3,995		\$	4,000		\$	5	
54415 FURNITURE	\$	2,000		\$	8,000		\$	6,000	
55512 ED. SUPPLY INVENTORY	\$	10,000		\$	10,000		\$	-	
55520 GENERAL/OFFICE SUPPLY	\$	5,000		\$	5,000		\$	-	
55531 TEXTBOOKS	\$	15,000		\$	10,000		\$	(5,000)	
56683 STUDENT ACTIVITIES	\$	-		\$	3,000		\$	3,000	
56684 GRADUATION	\$	-		\$	171		\$	171	
56694 OTHER CONTRACTUAL SERVICES	\$	2,500		\$	2,500		\$	-	
56697 OTHER PURCHASED SERVICES BOE	\$	-		\$	1,000		\$	1,000	
Total Non-Personnel	\$	38,495		\$	48,671		\$	10,176	
Total General Funds	\$	2,109,674	28.4	\$	2,148,098	28.4	\$	38,424	0
InterDistrict Funds									
CERTIFIED STAFF	\$	2,033,248	31	\$	2,089,322	31	\$	56,074	0
NON-CERTIFIED STAFF	\$	313,150	12	\$	321,572	12	\$	8,422	0
50136 PART TIME STAFF	\$	61,404		\$	60,000		\$	(1,404)	
Total Salaries	\$	2,407,802	43	\$	2,470,894	43	\$	63,092	0
Non-Personnel									
54409 SOFTWARE	\$	-		\$	10,000		\$	10,000	
54411 EQUIPMENT	\$	10,000		\$	-		\$	(10,000)	
54413 COMPUTER EQUIPMENT	\$	11,000		\$	11,000		\$	-	
55100 MATERIALS & SUPPLIES INSTRUCTN	\$	29,596		\$	30,000		\$	404	
55101 MATERIALS & SUPPLIES ADMIN	\$	10,000		\$	10,000		\$	-	
56605 FIELD TRIPS	\$	10,048		\$	10,000		\$	(48)	
56684 GRADUATION	\$	1,000		\$	-		\$	(1,000)	
56694 OTHER CONTRACTUAL SERVICES	\$	1,500		\$	1,000		\$	(500)	
56697 OTHER PURCHASED SERVICES BOE	\$	1,000		\$	-		\$	(1,000)	
56800 PARENT ACTIVITIES	\$	-		\$	1,548		\$	1,548	
Total Non-Personnel	\$	74,144		\$	73,548		\$	(596)	
Total Interdistrict Funds	\$	2,481,946	43	\$	2,544,442	43	\$	62,496	0
Special Funds									
Total Special Funds	\$	-	0	\$	-	0	\$	-	0
Grand Total All Funds	\$	4,591,620	71.4	\$	4,692,540	71.4	\$	100,920	0

Note: Due to fiscal constraints this budget is subject to modifications(+/-).



New Haven Public Schools

Grades: 9-12

Sound School

60 South Water Street New Haven, CT 06519

Enrollment: 335

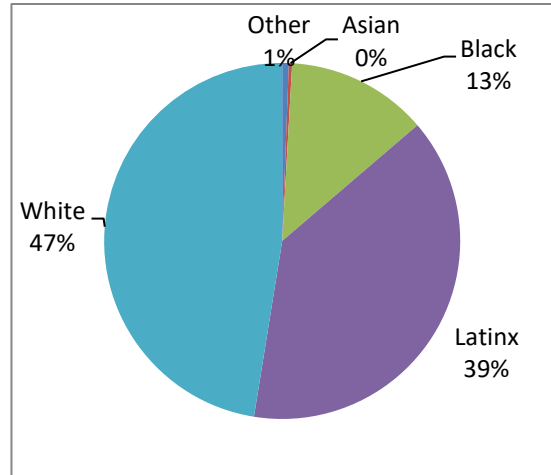
(475) 220-6800

Student Performance

	2017-18	2018-19
Math	25%	17%
ELA	51%	63%

Percent of students achieving Proficient or better on Smarter Balanced Assessment in Grades 3-8 and/or SAT in Grade 11

Student Demographics



All Funds Budget Summary

	2019-20	Proposed 20-21
FT Personnel:	\$ 3,897,823.00	\$ 4,042,626.00
Non-Personnel:	\$ 26,948.00	\$ 26,235.00
Total Expenditures:	\$ 3,924,771.00	\$ 4,068,861.00

English Language Learners:	4%
Special Education:	25%
Free and Reduced Lunch:	36%

STAFFING & ENROLLMENT

Certified Staff			Enrollment			Non-Certified Staff		
	Actual 19/20	Proposed 20/21	Grade Level	Actual 19/20	Proposed 20/21		Actual 19/20	Proposed 20/21
Principals	1	1	Pre-K			Clerical Support	1	1
Assistant Principals	2	2	K			Business Manager	1	1
Pre-K School			1			Paraprofessionals: Grades K-1		
Grades K-6 Classroom			2			Pre-K School		
Math	5	5	3			SPED Para		
Bilingual/ESOL			4			Aqua Tech	1	1
Reading/Language Arts			5			Youth & Family Support		
Science	10	10	6			School Security	1	1
Social Studies/History	3	3	7			Custodian	2	2
English	4	4	8					
World Language	4	4	9	106	90			
Art	0	0	10	89	106			
Music			11	63	89			
Career/Tech Ed	6	6	12	77	63			
Physical Education	1	2						
Library Media	1	1						
Special Education	4	4						
Speech	0.2	0.2						
Coach - Math	0	0						
Coach - Literacy	0	0						
Other								
School Counselor	1	1						
Social Worker	1	1						
School Psychologist	0.2	0.2						
School Climate Specialist								
Total	43.4	44.4	Total	335	348	Total	6	6

	Actual	Proposed
Staffing Total	49.4	50.4

Instructional Staff:	38.2	39.2
Students Per Instructional Staff:	8.8	8.9

Note: Due to fiscal constraints this budget is subject to modifications(+/-).



	Adjusted FY 19/20		Proposed FY 20/21		Difference (+ / -)	
General Funds						
CERTIFIED STAFF	\$ 3,538,848	42.4	\$ 3,665,877	43.4	\$ 127,029	1
NON-CERTIFIED STAFF	\$ 257,022	6	\$ 276,051	6	\$ 19,029	0
50136 PART TIME STAFF	\$ 14,373		\$ 13,118		\$ (1,255)	
Total Salaries	\$ 3,810,243	48.4	\$ 3,955,046	49.4	\$ 144,803	1
Non-Personnel						
55512 ED. SUPPLY INVENTORY	\$ 6,653		\$ 6,653		\$ -	
55520 GENERAL/OFFICE SUPPLY	\$ 11,087		\$ 11,000		\$ (87)	
56623 REPAIRS & MAINTENANCE	\$ 9,208		\$ 8,582		\$ (626)	
Total Non-Personnel	\$ 26,948		\$ 26,235		\$ (713)	
Total General Funds	\$ 3,837,191	48.4	\$ 3,981,281	49.4	\$ 144,090	1
InterDistrict Funds						
Total Interdistrict Funds	\$ -	0	\$ -	0	\$ -	0
Special Funds						
CERTIFIED STAFF	\$ 87,580	1	\$ 87,580	1	\$ -	0
Total Salaries	\$ 87,580	1	\$ 87,580	1	\$ -	0
Non-Personnel						
Total Non-Personnel	\$ -		\$ -		\$ -	
Total Special Funds	\$ 87,580	1	\$ 87,580	1	\$ -	0
Grand Total All Funds	\$ 3,924,771	49.4	\$ 4,068,861	50.4	\$ 144,090	1

Note: Due to fiscal constraints this budget is subject to modifications(+/-).



New Haven Public Schools

Grades: PreK-8

Truman School

114 Truman Street New Haven, CT 06519
(475) 220-2100

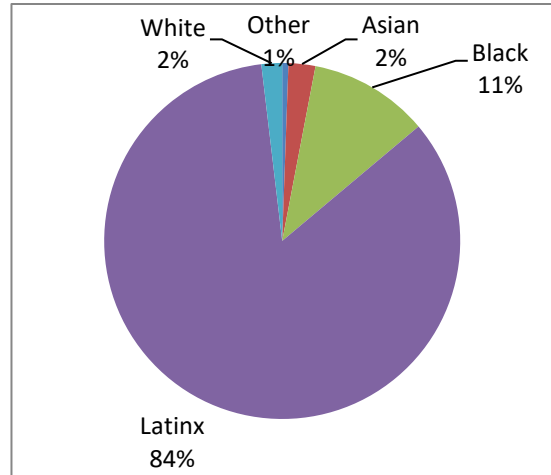
Enrollment: 533

Student Performance

	2017-18	2018-19
Math	13%	20%
ELA	23%	27%

Percent of students achieving Proficient or better on Smarter Balanced Assessment in Grades 3-8 and/or SAT in Grade 11

Student Demographics



All Funds Budget Summary

	2019-20	Proposed 20-21
FT Personnel:	\$ 4,036,593.00	\$ 4,207,321.00
Non-Personnel:	\$ 221,794.00	\$ 230,509.00
Total Expenditures:	\$ 4,258,387.00	\$ 4,437,830.00

English Language Learners: 47%
Special Education: 11%
Free and Reduced Lunch: 67%

STAFFING & ENROLLMENT

Certified Staff			Enrollment			Non-Certified Staff		
	Actual 19/20	Proposed 20/21	Grade Level	Actual 19/20	Proposed 20/21		Actual 19/20	Proposed 20/21
Principals	1	1	Pre-K	48	48	Clerical Support	1	1
Assistant Principals	1	1	K	46	48	Paraprofessionals:		
Pre-K School	2	2	1	49	46	Grades K-1	4	4
Grades K-6 Classroom	13	13	2	48	49	Pre-K School	2	3
Math	1	1	3	43	48	SPED Para	2	2
Bilingual/ESOL	8	8	4	49	43	Youth & Family Support		
Reading/Language Arts	3	3	5	60	49	Family Literacy	1	1
Science	1	1	6	65	60	School Security	1	1
Social Studies/History	1	1	7	54	65	Custodian	2	2
English	0	0	8	71	54			
World Language	1	1	9					
Art	2	2	10					
Music	2	2	11					
Career/Tech Ed			12					
Physical Education	2	2						
Library Media	0.5	0.5						
Special Education	4	4						
Speech	0.3	0.3						
Coach - Math								
Coach - Literacy								
Other								
School Counselors	1	1						
Social Worker	1	1						
School Psychologist	0.6	0.6						
School Climate Specialist								
Total	45.4	45.4	Total	533	510	Total	13	14

	Actual	Proposed
Staffing Total	58.4	59.4

Instructional Staff:	40.8	40.8
Students Per Instructional Staff:	13.1	12.5

Note: Due to fiscal constraints this budget is subject to modifications(+/-).



	Adjusted FY 19/20		Proposed FY 20/21		Difference (+ / -)				
General Funds									
CERTIFIED STAFF	\$	2,979,004	41.4	\$	3,068,911	41.4	\$	89,907	0
NON-CERTIFIED STAFF	\$	296,886	7	\$	303,052	7	\$	6,166	0
50136 PART TIME STAFF	\$	21,740		\$	14,913		\$	(6,827)	
Total Salaries	\$	3,297,630	48.4	\$	3,386,876	48.4	\$	89,246	0
Non-Personnel									
54409 SOFTWARE	\$	-		\$	11,196		\$	11,196	
55512 ED. SUPPLY INVENTORY	\$	11,500		\$	11,000		\$	(500)	
55520 GENERAL/OFFICE SUPPLY	\$	9,981		\$	9,000		\$	(981)	
55531 TEXTBOOKS	\$	22,000		\$	21,000		\$	(1,000)	
Total Non-Personnel	\$	43,481		\$	52,196		\$	8,715	
Total General Funds	\$	3,341,111	48.4	\$	3,439,072	48.4	\$	97,961	0
InterDistrict Funds									
Total Interdistrict Funds	\$	-	0	\$	-	0	\$	-	0
Special Funds									
CERTIFIED STAFF	\$	286,101	4	\$	293,416	4	\$	7,315	0
NON-CERTIFIED STAFF	\$	186,988	6	\$	234,238	7	\$	47,250	1
50136 PART TIME STAFF	\$	30,000		\$	30,000		\$	-	
51809 HEALTH INSURANCE	\$	193,966		\$	216,338		\$	22,372	
58852 FICA/MEDICARE EMPLOYER CONTRIB	\$	38,486		\$	42,661		\$	4,174	
59933 WORKERS COMPENSATION	\$	3,421		\$	3,792		\$	371	
Total Salaries	\$	738,963	10	\$	820,445	11	\$	81,482	1
Non-Personnel									
54413 COMPUTER EQUIPMENT	\$	10,811		\$	10,811		\$	-	
55100 MATERIALS & SUPPLIES INSTRUCTN	\$	38,696		\$	38,696		\$	-	
56800 PARENT ACTIVITIES	\$	1,000		\$	1,000		\$	-	
56904 TUTORS	\$	47,206		\$	47,206		\$	-	
56694 OTHER CONTRACTUAL SERVICES	\$	80,600		\$	80,600		\$	-	
Total Non-Personnel	\$	178,313		\$	178,313		\$	-	
Total Special Funds	\$	917,276	10	\$	998,758	11	\$	81,482	1
Grand Total All Funds	\$	4,258,387	58.4	\$	4,437,830	59.4	\$	179,443	1

Note: Due to fiscal constraints this budget is subject to modifications(+/-).



New Haven Public Schools

West Rock Authors Academy
 311 Valley Street New Haven, CT 06515
 (203) 946-7761

Grades: PreK-4

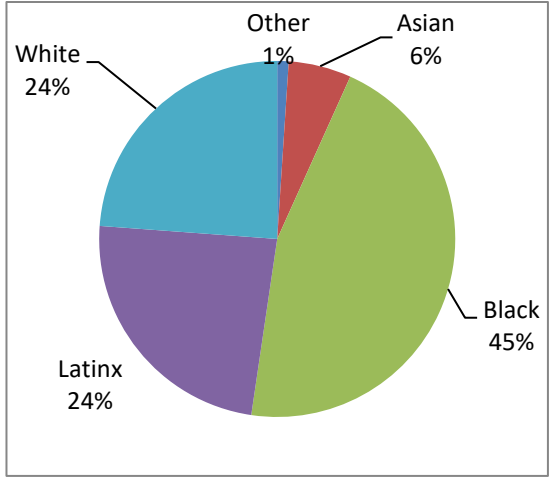
Enrollment: 193

Student Performance

	2017-18	2018-19
Math	39%	22%
ELA	54%	23%

Percent of students achieving Proficient or better on Smarter Balanced Assessment in Grades 3-8 and/or SAT in Grade 11

Student Demographics



All Funds Budget Summary

	2019-20	Proposed 20-21
FT Personnel:	\$ 2,448,045.00	\$ 2,267,948.00
Non-Personnel:	\$ 383,605.00	\$ 184,722.00
Total Expenditures:	\$ 2,831,650.00	\$ 2,452,670.00

English Language Learners: 11%
 Special Education: 18%
 Free and Reduced Lunch: 56%

STAFFING & ENROLLMENT

Certified Staff			Enrollment			Non-Certified Staff		
	Actual 19/20	Proposed 20/21	Grade Level	Actual 19/20	Proposed 20/21		Actual 19/20	Proposed 20/21
Principals	1	1	Pre-K	27	43	Clerical Support	1	1
Assistant Principals			K	42	42	Paraprofessionals:		
Pre-K School	3	3	1	31	31	Grades K-1	5	5
Grades K-6 Classroom	11	11	2	32	32	Pre-K School	3	3
Math			3	33	33	SPED Para	3	3
Bilingual/ESOL			4	28	28	Youth & Family Support		
Reading/Language Arts	2	2	5			School Security	1	1
Science			6			Custodian	2	2
Social Studies/History			7					
English			8					
World Language			9					
Art	0	0	10					
Music	1	1	11					
Career/Tech Ed	0	0	12					
Physical Education	1	1						
Library Media	0	0						
Special Education	3	3						
Speech	0.4	0.4						
Coach - Math	0	0						
Coach - Literacy	1	1						
Other-Magnet Resource	2	0						
School Counselors	0	0						
Social Worker	1	1						
School Psychologist	0.4	0.4						
School Climate Specialist								
Total	26.8	24.8	Total	193	209	Total	15	15

	Actual	Proposed
Staffing Total	41.8	39.8

Instructional Staff:	22.4	22.4
Students Per Instructional Staff:	8.6	9.3

Note: Due to fiscal constraints this budget is subject to modifications(+/-).



	Adjusted FY 19/20		Proposed FY 20/21		Difference (+ / -)	
General Funds						
CERTIFIED STAFF	\$ 1,008,268	14.8	\$ 1,033,844	14.8	\$ 25,576	0
NON-CERTIFIED STAFF	\$ 293,173	8	\$ 300,337	8	\$ 7,164	0
50136 PART TIME STAFF	\$ 5,394		\$ 3,805		\$ (1,589)	
Total Salaries	\$ 1,306,835	22.8	\$ 1,337,986	22.8	\$ 31,151	0
Non-Personnel						
55512 ED. SUPPLY INVENTORY	\$ 2,500		\$ 3,000		\$ 500	
55520 GENERAL/OFFICE SUPPLY	\$ 3,210		\$ 3,500		\$ 290	
55531 TEXTBOOKS	\$ 5,078		\$ 5,060		\$ (18)	
56684 GRADUATION	\$ -		\$ 1,000		\$ 1,000	
56694 OTHER CONTRACTUAL SERVICES	\$ -		\$ 758		\$ 758	
Total Non-Personnel	\$ 10,788		\$ 13,318		\$ 2,530	
Total General Funds	\$ 1,317,623	22.8	\$ 1,351,304	22.8	\$ 33,681	0
InterDistrict Funds						
CERTIFIED STAFF	\$ 488,124	8	\$ 506,384	8	\$ 18,260	0
NON-CERTIFIED STAFF	\$ 159,121	7	\$ 163,499	7	\$ 4,378	0
50136 PART TIME STAFF	\$ 28,502		\$ 21,636		\$ (6,866)	
Total Salaries	\$ 675,747	15	\$ 691,519	15	\$ 15,772	0
Non-Personnel						
55100 MATERIALS & SUPPLIES INSTRUCTN	\$ 8,081		\$ 8,000		\$ (81)	
55101 MATERIALS & SUPPLIES ADMIN	\$ 1,000		\$ 500		\$ (500)	
56605 FIELD TRIPS	\$ 1,800		\$ 2,000		\$ 200	
56613 COMMUNICATIONS/WEBSITES	\$ -		\$ 3,000		\$ 3,000	
56694 OTHER CONTRACTUAL SERVICES	\$ 753		\$ 753		\$ -	
56800 PARENT ACTIVITIES	\$ -		\$ 5,000		\$ 5,000	
Total Non-Personnel	\$ 11,634		\$ 19,253		\$ 7,619	
Total Interdistrict Funds	\$ 687,381	15	\$ 710,772	15	\$ 23,391	0
Special Funds						
CERTIFIED STAFF	\$ 292,951	4	\$ 157,513	2	\$ (135,438)	-2
50136 PART TIME STAFF	\$ 5,616		\$ 12,724		\$ 7,108	
50148 CURRICULUM DEVELOPMENT	\$ 20,000		\$ -		\$ (20,000)	
51809 HEALTH INSURANCE	\$ 120,110		\$ 64,580		\$ (55,530)	
58852 FICA/MEDICARE EMPLOYER CONTRIB	\$ 4,619		\$ 2,468		\$ (2,151)	
59933 WORKERS COMPENSATION	\$ 2,166		\$ 1,158		\$ (1,009)	
Total Salaries	\$ 465,462	4	\$ 238,443	2	\$ (227,019)	-2
Non-Personnel						
53330 BUSINESS TRAVEL	\$ 5,000		\$ -		\$ (5,000)	
54411 EQUIPMENT	\$ 25,242		\$ -		\$ (25,242)	
54413 COMPUTER EQUIPMENT	\$ 63,428		\$ 20,000		\$ (43,428)	
55100 MATERIALS & SUPPLIES INSTRUCTN	\$ 67,425		\$ 31,063		\$ (36,362)	
55574 OTHER MATERIALS & SUPPLIES	\$ 5,000		\$ -		\$ (5,000)	
55576 OTHER	\$ 10,000		\$ -		\$ (10,000)	
56694 OTHER CONTRACTUAL SERVICES	\$ 161,088		\$ 101,088		\$ (60,000)	
56904 TUTORS	\$ 24,000		\$ -		\$ (24,000)	
Total Non-Personnel	\$ 361,183		\$ 152,151		\$ (209,032)	
Total Special Funds	\$ 826,645	4	\$ 390,594	2	\$ (436,051)	-2
Grand Total All Funds	\$ 2,831,650	41.8	\$ 2,452,670	39.8	\$ (378,979)	-2

Note: Due to fiscal constraints this budget is subject to modifications(+/-).



New Haven Public Schools

Wexler/Grant Community School
 55 Foote Street New Haven, CT 06511
 (475) 220-5600

Grades: PreK-8

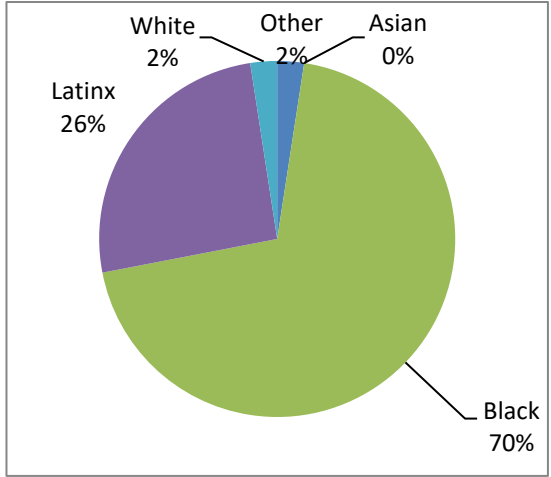
Enrollment: 371

Student Performance

	2017-18	2018-19
Math	4%	11%
ELA	22%	25%

Percent of students achieving Proficient or better on Smarter Balanced Assessment in Grades 3-8 and/or SAT in Grade 11

Student Demographics



All Funds Budget Summary

	2019-20	Proposed 20-21
FT Personnel:	\$ 3,409,908.00	\$ 3,494,148.00
Non-Personnel:	\$ 433,454.00	\$ 414,954.00
Total Expenditures:	\$ 3,843,362.00	\$ 3,909,102.00

English Language Learners: 4%
 Special Education: 20%
 Free and Reduced Lunch: 77%

STAFFING & ENROLLMENT

Certified Staff			Enrollment			Non-Certified Staff		
	Actual 19/20	Proposed 20/21	Grade Level	Actual 19/20	Proposed 20/21		Actual 19/20	Proposed 20/21
Principals	1	1	Pre-K			Clerical Support	1	1
Assistant Principals	1	1	K	38	39	Paraprofessionals:		
Pre-K School			1	35	38	Grades K-1	6	6
Grades K-6 Classroom	14	14	2	36	35	Pre-K School		
Math	2	2	3	35	36	SPED Para	2	2
Bilingual/ESOL			4	46	35	Youth & Family Support		
Reading/Language Arts	2	2	5	43	47	In House Suspension	1	1
Science	1	1	6	46	43	Family Resource	1	1
Social Studies/History	1	1	7	46	46	School Security	1	1
English	0	0	8	46	46	Custodian	2	2
World Language	1	1	9					
Art	1	1	10					
Music	1	1	11					
Career/Tech Ed	0	0	12					
Physical Education	1.6	1.6						
Library Media	0	0						
Special Education	5	5						
Speech	0.4	0.4						
Coach - Math	1	1						
Coach - Literacy	1	1						
Other								
School Counselor	0.5	0.5						
Social Worker	1.4	1.4						
School Psychologist	0.6	0.6						
School Climate Specialist	1	1						
Total	37.5	37.5	Total	371	365	Total	14	14

	Actual	Proposed
Staffing Total	51.5	51.5

Instructional Staff:	32	32
Students Per Instructional Staff:	11.6	11.4

Note: Due to fiscal constraints this budget is subject to modifications(+/-).



	Adjusted FY 19/20		Proposed FY 20/21		Difference (+ / -)	
General Funds						
CERTIFIED STAFF	\$ 2,103,826	31.5	\$ 2,161,581	31.5	\$ 57,755	0
NON-CERTIFIED STAFF	\$ 341,676	10	\$ 349,961	10	\$ 8,285	0
50136 PART TIME STAFF	\$ 14,916		\$ 10,381		\$ (4,535)	
Total Salaries	\$ 2,460,418	41.5	\$ 2,521,923	41.5	\$ 61,505	0
Non-Personnel						
54413 COMPUTER EQUIPMENT	\$ -		\$ 2,000		\$ 2,000	
55512 ED. SUPPLY INVENTORY	\$ 12,207		\$ 12,332		\$ 125	
55520 GENERAL/OFFICE SUPPLY	\$ 6,089		\$ 10,000		\$ 3,911	
55531 TEXTBOOKS	\$ 9,536		\$ 10,000		\$ 464	
56684 GRADUATION	\$ 2,000		\$ 2,000		\$ -	
Total Non-Personnel	\$ 29,832		\$ 36,332		\$ 6,500	
Total General Funds	\$ 2,490,250	41.5	\$ 2,558,255	41.5	\$ 68,005	0
InterDistrict Funds						
Total Interdistrict Funds	\$ -	0	\$ -	0	\$ -	0
Special Funds						
CERTIFIED STAFF	\$ 372,626	6	\$ 384,946	6	\$ 12,320	0
NON-CERTIFIED STAFF	\$ 115,030	4	\$ 118,594	4	\$ 3,564	0
50136 PART TIME STAFF	\$ 40,443		\$ 40,443		\$ -	
50140 LONGEVITY	\$ 2,588		\$ 2,588		\$ -	
50149 TEACHER STIPEND	\$ 203,760		\$ 203,760		\$ -	
51809 HEALTH INSURANCE	\$ 201,000		\$ 207,512		\$ 6,512	
51813 3144 SPECIAL FUND 457 PLAN	\$ 1,941		\$ 1,941		\$ -	
58852 FICA/MEDICARE EMPLOYER CONTRIB	\$ 7,109		\$ 7,339		\$ 230	
59933 WORKERS COMPENSATION	\$ 4,994		\$ 5,102		\$ 108	
Total Salaries	\$ 949,491	10	\$ 972,226	10	\$ 22,735	0
Non-Personnel						
54413 COMPUTER EQUIPMENT	\$ 25,584		\$ 25,584		\$ -	
55100 MATERIALS & SUPPLIES INSTRUCTN	\$ 71,532		\$ 71,532		\$ -	
55574 OTHER MATERIALS	\$ 5,000		\$ 5,000		\$ -	
56697 OTHER PURCHASED SERVICES BOE	\$ 266,711		\$ 266,711		\$ -	
56800 PARENT ACTIVITIES	\$ 1,894		\$ 1,894		\$ -	
56904 TUTORS	\$ 7,901		\$ 7,901		\$ -	
56694 OTHER CONTRACTUAL SERVICES	\$ 25,000		\$ -		\$ (25,000)	
Total Non-Personnel	\$ 403,622		\$ 378,622		\$ (25,000)	
Total Special Funds	\$ 1,353,113	10	\$ 1,350,848	10	\$ (2,265)	0
Grand Total All Funds	\$ 3,843,362	51.5	\$ 3,909,102	51.5	\$ 65,740	0

Note: Due to fiscal constraints this budget is subject to modifications(+/-).



New Haven Public Schools

Wilbur Cross Comprehensive High School
 181 Mitchell Drive New Haven, CT 06511
 (475) 220-7400

Grades: 9-12

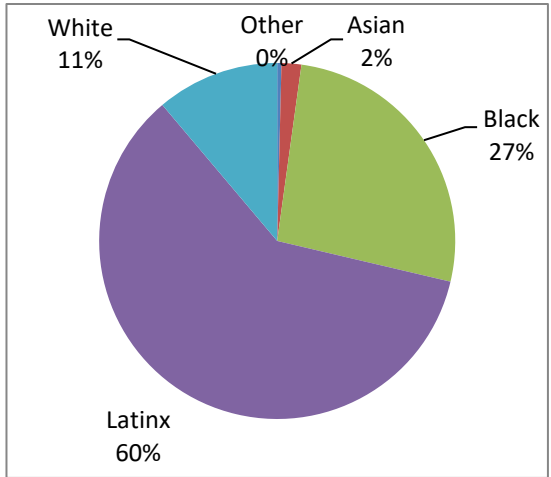
Enrollment: 1559

Student Performance

	2017-18	2018-19
Math	18%	8%
ELA	36%	29%

Percent of students achieving Proficient or better on Smarter Balanced Assessment in Grades 3-8 and/or SAT in Grade 11

Student Demographics



All Funds Budget Summary

	2019-20	Proposed 20-21
FT Personnel:	\$ 10,955,540.00	\$ 11,340,760.00
Non-Personnel:	\$ 135,363.00	\$ 153,868.00
Total Expenditures:	\$ 11,090,903.00	\$ 11,494,628.00

English Language Learners: 20%
 Special Education: 17%
 Free and Reduced Lunch: 63%

STAFFING & ENROLLMENT

Certified Staff			Enrollment			Non-Certified Staff		
	Actual 19/20	Proposed 20/21	Grade Level	Actual 19/20	Proposed 20/21		Actual 19/20	Proposed 20/21
Principals	1	1	Pre-K			Clerical Support	4	4
Assistant Principals	6	6	K			Business Manager	1	1
Pre-K School			1			Paraprofessionals: Grades K-1		
Grades K-6 Classroom			2			Pre-K School		
Math	14	14	3			SPED Para	17	17
Bilingual/ESOL	5	5	4			Computer Tech	1	1
Reading/Language Arts	3	3	5			Youth & Family Support		
Science	15	15	6			In House Suspension	1	1
Social Studies/History	15	15	7			Student Retention Spec	2	2
English	16	16	8			School Security	6	10
World Language	11	11	9	472	425	Custodian	0	0
Art	5	5	10	375	472			
Music	3	3	11	385	375			
Career/Tech Ed	10	10	12	327	385			
Physical Education	6	6						
Library Media	1	1						
Special Education	16	16						
Speech	0.8	0.8						
Coach - Math	0	0						
Coach - Literacy	0	0						
Other								
School Counselor	7	7						
Social Worker	2.9	2.9						
School Psychologist	1.4	1.4						
School Climate Specialist								
Total	139.1	139.1	Total	1559	1657	Total	32	36

	Actual	Proposed
Staffing Total	171.1	175.1

Instructional Staff:	120.8	120.8
Students Per Instructional Staff:	12.9	13.7

Note: Due to fiscal constraints this budget is subject to modifications(+/-).

	Adjusted FY 19/20		Proposed FY 20/21		Difference (+ / -)				
General Funds									
CERTIFIED STAFF	\$	10,123,909	137.1	\$	10,447,833	138.1	\$	323,924	1
NON-CERTIFIED STAFF	\$	628,058	30	\$	780,943	34	\$	152,885	4
50136 PART TIME STAFF	\$	67,184		\$	43,677		\$	(23,507)	
Total Salaries	\$	10,819,151	167.1	\$	11,272,453	172.1	\$	453,302	5
Non-Personnel									
54411 EQUIPMENT	\$	6,163		\$	20,000		\$	13,837	
55512 ED. SUPPLY INVENTORY	\$	30,000		\$	30,000		\$	-	
55520 GENERAL/OFFICE SUPPLY	\$	25,000		\$	30,000		\$	5,000	
55531 TEXTBOOKS	\$	30,000		\$	30,000		\$	-	
56605 FIELD TRIPS	\$	700		\$	1,000		\$	300	
56615 PRINTING & BINDING	\$	5,000		\$	6,000		\$	1,000	
56683 STUDENT ACTIVITIES	\$	1,500		\$	2,000		\$	500	
56684 GRADUATION	\$	6,000		\$	7,000		\$	1,000	
56694 OTHER CONTRACTUAL SERVICES	\$	30,000		\$	26,868		\$	(3,132)	
Total Non-Personnel	\$	134,363		\$	152,868		\$	18,505	
Total General Funds	\$	10,953,514	167.1	\$	11,425,321	172.1	\$	471,807	5
InterDistrict Funds									
Total Interdistrict Funds	\$	-	1	\$	-	1	\$	-	0
Special Funds									
CERTIFIED STAFF	\$	46,708	1	\$	-	0	\$	(46,708)	-1
NON-CERTIFIED STAFF	\$	44,626	2	\$	45,742	2	\$	1,116	0
51809 HEALTH INSURANCE	\$	37,447		\$	18,754		\$	(18,693)	
58852 FICA/MEDICARE EMPLOYER CONTRIB	\$	6,987		\$	3,499		\$	(3,488)	
59933 WORKERS COMPENSATION	\$	621		\$	311		\$	(310)	
Total Salaries	\$	136,389	3	\$	68,307	2	\$	(68,083)	-1
Non-Personnel									
55100 MATERIALS & SUPPLIES INSTRUCTN	\$	-		\$	-		\$	-	
55574 OTHER MATERIALS & SUPPLIES	\$	1,000		\$	1,000		\$	-	
Total Non-Personnel	\$	1,000		\$	1,000		\$	-	
Total Special Funds	\$	137,389	3	\$	69,307	2	\$	(68,083)	-1
Grand Total All Funds	\$	11,090,903	171.1	\$	11,494,628	175.1	\$	403,724	4

Note: Due to fiscal constraints this budget is subject to modifications(+/-).



New Haven Public Schools

Worthington Hooker School
 691 Whitney Avenue New Haven, CT 06511
 (475) 220-7200

Grades: K-8

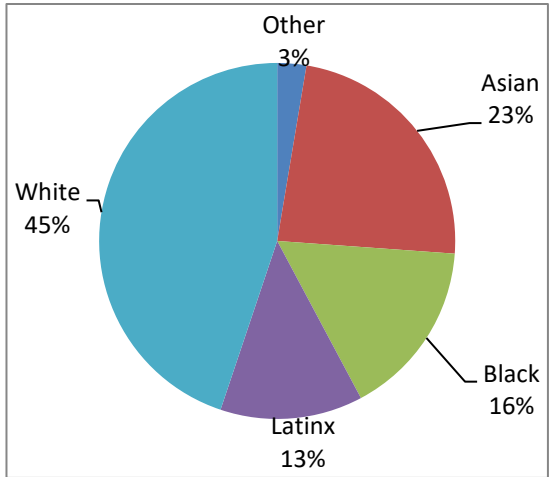
Enrollment: 417

Student Performance

	2017-18	2018-19
Math	71%	67%
ELA	77%	75%

Percent of students achieving Proficient or better on Smarter Balanced Assessment in Grades 3-8 and/or SAT in Grade 11

Student Demographics



All Funds Budget Summary

	2019-20	Proposed 20-21
FT Personnel:	\$ 2,986,256.00	\$ 3,111,704.00
Non-Personnel:	\$ 37,378.00	\$ 40,837.00
Total Expenditures:	\$ 3,023,634.00	\$ 3,152,541.00

English Language Learners: 15%
 Special Education: 8%
 Free and Reduced Lunch: 17%

STAFFING & ENROLLMENT

Certified Staff			Enrollment			Non-Certified Staff		
	Actual 19/20	Proposed 20/21	Grade Level	Actual 19/20	Proposed 20/21		Actual 19/20	Proposed 20/21
Principals	1	1	Pre-K			Clerical Support	2	2
Assistant Principals	1	1	K	46	47	Paraprofessionals:		
Pre-K School			1	52	46	Grades K-1	4	4
Grades K-6 Classroom	14	14	2	48	52	Pre-K School		
Math	1	1	3	45	48	SPED Para	1	1
Bilingual/ESOL	1	1	4	50	45	Youth & Family Support		
Reading/Language Arts	2	2	5	46	50	In House Suspension	1	1
Science	1	1	6	45	46	School Security	2	2
Social Studies/History	1	1	7	40	45	Custodian	3	4
English	0	0	8	45	40			
World Language	1	1	9					
Art	1	1	10					
Music	1	1	11					
Career/Tech Ed			12					
Physical Education	1.6	1.6						
Library Media	1	1						
Special Education	2	2						
Speech	0.2	0.2						
Coach - Math	0	0						
Coach - Literacy	1	1						
Other								
School Counselors	0.5	0.5						
Social Worker	1	1						
School Psychologist	0.6	0.6						
School Climate Specialist								
Total	32.9	32.9	Total	417	419	Total	13	14

	Actual	Proposed
Staffing Total	45.9	46.9

Instructional Staff:	28.8	28.8
Students Per Instructional Staff:	14.5	14.5

Note: Due to fiscal constraints this budget is subject to modifications(+/-).



	Adjusted FY 19/20		Proposed FY 20/21		Difference (+ / -)				
General Funds									
CERTIFIED STAFF	\$	2,479,034	32.9	\$	2,546,559	32.9	\$	67,525	0
NON-CERTIFIED STAFF	\$	431,643	11	\$	495,177	12	\$	63,534	1
50136 PART TIME STAFF	\$	18,839		\$	11,668		\$	(7,171)	
Total Salaries	\$	2,929,516	43.9	\$	3,053,404	44.9	\$	123,888	1
Non-Personnel									
54413 COMPUTER EQUIPMENT	\$	-		\$	5,000		\$	5,000	
54415 FURNITURE	\$	-		\$	3,000		\$	3,000	
55512 ED. SUPPLY INVENTORY	\$	13,000		\$	12,000		\$	(1,000)	
55520 GENERAL/OFFICE SUPPLY	\$	2,342		\$	2,337		\$	(5)	
55531 TEXTBOOKS	\$	17,036		\$	13,000		\$	(4,036)	
56683 STUDENT ACTIVITIES	\$	-		\$	500		\$	500	
56694 OTHER CONTRACTUAL SERVICES	\$	5,000		\$	5,000		\$	-	
Total Non-Personnel	\$	37,378		\$	40,837		\$	3,459	
Total General Funds	\$	2,966,894	43.9	\$	3,094,241	44.9	\$	127,347	1
InterDistrict Funds									
Total Interdistrict Funds	\$	-	0	\$	-	0	\$	-	0
Special Funds									
NON-CERTIFIED STAFF	\$	56,740	2	\$	58,300	2	\$	1,560	0
Total Salaries	\$	56,740	2	\$	58,300	2	\$	1,560	0
Non-Personnel									
Total Non-Personnel	\$	-		\$	-		\$	-	
Total Special Funds	\$	56,740	2	\$	58,300	2	\$	1,560	0
Grand Total All Funds	\$	3,023,634	45.9	\$	3,152,541	46.9	\$	128,907	1

Note: Due to fiscal constraints this budget is subject to modifications(+/-).



Our Extraordinary Staff
NEW HAVEN PUBLIC SCHOOLS



Office Of Superintendent

	Budget 2019/20		Proposed FY 2020/21		Difference FY 2020/21	
	\$	FTE	\$	FTE	\$	FTE
BUDGET FUND 1000						
50110 Certified Salaries	\$ 239,700	1	\$ 235,000	1	\$ (4,700)	0
50110 Non Certified Salaries	\$ 71,400	1	\$ 72,828	1	\$ 1,428	0
50124 Non Certified Salaries	\$ -	0	\$ 41,715	1	\$ 41,715	1
50136 Part Time Non Certified Salaries	\$ 75,000	0	\$ 75,000	0	\$ -	0
Total Salaries	\$ 386,100	2	\$ 424,543	3	\$ 38,443	1
Non-Personnel						
53330 Business Travel	\$ 1,000	0	\$ 1,000	0	\$ -	0
53350 Professional Meetings	\$ 3,000	0	\$ 3,000	0	\$ -	0
54411 Equipment	\$ 5,000	0	\$ 5,000	0	\$ -	0
55520 Supplies & Materials	\$ 2,500	0	\$ 2,500	0	\$ -	0
55534 Periodicals	\$ 1,000	0	\$ 1,000	0	\$ -	0
56655 Registrations, Dues & Subscriptions	\$ 40,000	0	\$ 40,000	0	\$ -	0
56683 Student Activities	\$ 50,000	0	\$ 50,000	0	\$ -	0
56694 Other Contractual Services	\$ 60,000	0	\$ 60,000	0	\$ -	0
Total Non-Personnel	\$ 162,500	0	\$ 162,500	0	\$ -	0
TOTAL BUDGET FUND 1000	\$ 548,600	2	\$ 587,043	3	\$ 38,443	1
BUDGET FUND 2547						
50118 Non Certified Salaries	\$ 65,580	1	\$ 67,547	1	\$ 1,967	0
Total Salaries	\$ 65,580	1	\$ 67,547	1	\$ 1,967	0
Non-Personnel						
51809 Health Benefits	\$ 26,888	0	\$ 27,694	0	\$ 806	0
58852 FICA/Medicare	\$ 5,017	0	\$ 5,167	0	\$ 151	0
59953 Workers Compensation	\$ 446	0	\$ 459	0	\$ 13	0
Total Non-Personnel	\$ 32,351	0	\$ 33,320	0	\$ 970	0
TOTAL BUDGET FUND 2500	\$ 97,931	1	\$ 100,868	1	\$ 2,937	0
GRAND TOTAL ALL FUNDS	\$ 646,531	3	\$ 687,911	4	\$ 41,380	1

Office Of The Deputy Super/Chief of Staff

	Budget FY 2019/20		Proposed FY 2020/21		Difference FY 2020/21	
	\$	FTE	\$	FTE	\$	FTE
BUDGET FUND 1000						
50110 Certified Salaries	\$ 175,000	1	\$ 165,000	1	\$ (10,000)	0
50136 Part Time Non Certified Salaries	\$ 25,000	0	\$ 25,000	0	\$ -	0
Total Salaries	\$ 200,000	1	\$ 190,000	1	\$ (10,000)	0
Non-Personnel						
53310 Mileage	\$ -	0	\$ -	0	\$ -	0
53330 Business Travel	\$ 500	0	\$ 500	0	\$ -	0
53350 Professional Meetings	\$ 1,000	0	\$ 1,000	0	\$ -	0
54411 Equipment	\$ 2,000	0	\$ 2,000	0	\$ -	0
55520 Supplies & Materials	\$ 2,000	0	\$ 2,000	0	\$ -	0
55534 Periodicals	\$ 1,000	0	\$ 1,000	0	\$ -	0
56655 Registrations, Dues & Subscriptions	\$ 10,000	0	\$ 10,000	0	\$ -	0
56694 Other Contractual Services	\$ 50,000	0	\$ 50,000	0	\$ -	0
Total Non-Personnel	\$ 66,500	0	\$ 66,500	0	\$ -	0
TOTAL BUDGET FUND 1000	\$ 266,500	1	\$ 256,500	1	\$ (10,000)	0

Office of Communications

	Budget FY 2019/20		Proposed FY 2020/21		Difference FY 2020/21	
	\$	FTE	\$	FTE	\$	FTE
BUDGET FUND 1000						
50110 Non Certified Salaries	\$ 85,779	1	\$ 90,000	1	\$ 4,221	0
Total Salaries	\$ 85,779	1	\$ 90,000	1	\$ 4,221	0
Non-Personnel						
55520 Supplies & Materials	\$ 2,000	0	\$ 2,000	0	\$ -	0
56615 Printing & Binding	\$ 25,000	0	\$ 22,500	0	\$ (2,500)	0
56694 Other Contractual Services	\$ 100,000	0	\$ 100,000	0	\$ -	0
Total Non-Personnel	\$ 127,000	0	\$ 124,500	0	\$ (2,500)	0
TOTAL BUDGET FUND 1000	\$ 212,779	1	\$ 214,500	1	\$ 1,721	0

Physical Education

	Budget FY 2019/20		Proposed FY 2020/21		Difference FY 2020/21				
	\$	FTE	\$	FTE	\$	FTE			
BUDGET FUND 1000									
50112 Certified Salaries	\$	161,892	1	\$	165,130	1	\$	3,238	0
50124 Non Certified Salaries	\$	43,085	1	\$	44,800	1	\$	1,715	0
Total Salaries	\$	204,977	2	\$	209,930	2	\$	4,953	0
Non-Personnel									
54411 Equipment	\$	5,000	0	\$	5,000	0	\$	-	0
55520 Supplies & Materials	\$	9,500	0	\$	9,500	0	\$	-	0
56694 Other Contractual Services	\$	7,000	0	\$	7,000	0	\$	-	0
Total Non-Personnel	\$	21,500	0	\$	21,500	0	\$	-	0
TOTAL BUDGET FUND 1000	\$	226,477	2	\$	231,430	2	\$	4,953	0

Athletics

	Budget FY 2019/20		Proposed FY 2020/21		Difference FY 2020/21				
	\$	FTE	\$	FTE	\$	FTE			
BUDGET FUND 1000									
50117 Part Time Non Certified Salaries	\$	650,000	0	\$	650,000	0	\$	-	0
50136 Part Time Non Certified Salaries	\$	125,000	0	\$	125,000	0	\$	-	0
Total Salaries	\$	775,000	0	\$	775,000	0	\$	-	0
Non-Personnel									
53310 Mileage	\$	340,000	0	\$	340,000	0	\$	-	0
55520 Supplies & Materials	\$	230,000	0	\$	230,000	0	\$	-	0
56622 Cleaning	\$	26,000	0	\$	26,000	0	\$	-	0
56623 Repairs & Maintenance	\$	33,000	0	\$	33,000	0	\$	-	0
56655 Registrations, Dues & Subscriptions	\$	34,000	0	\$	34,000	0	\$	-	0
56689 Emergency Medical	\$	200,000	0	\$	200,000	0	\$	-	0
56694 Other Contractual Services	\$	150,000	0	\$	150,000	0	\$	-	0
Total Non-Personnel	\$	1,013,000	0	\$	1,013,000	0	\$	-	0
TOTAL BUDGET FUND 1000	\$	1,788,000	0	\$	1,788,000	0	\$	-	0

Field House

	Budget FY 2019/20		Proposed FY 2020/21		Difference FY 2020/21				
	\$	FTE	\$	FTE	\$	FTE			
BUDGET FUND 1000									
50118 Non Certified Salaries	\$	72,477	1	\$	73,927	1	\$	1,450	0
50136 Part Time Non Certified Salaries	\$	1,000	0	\$	1,000	0	\$	-	0
Total Salaries	\$	73,477	1	\$	74,927	1	\$	1,450	0
Non-Personnel									
54411 Equipment	\$	5,000	0	\$	5,000	0	\$	-	0
55520 Supplies & Materials	\$	4,500	0	\$	4,500	0	\$	-	0
Total Non-Personnel	\$	9,500	0	\$	9,500	0	\$	-	0
TOTAL BUDGET FUND 1000	\$	82,977	1	\$	84,427	1	\$	1,450	0

	Budget FY 2019/20		Proposed FY 2020/21		<i>Summer School</i> Difference FY 2020/21	
	\$	FTE	\$	FTE	\$	FTE
BUDGET FUND 1000						
50141 Seasonal Salaries	\$ 250,000	0	\$ 250,000	0	\$ -	0
Total Salaries	\$ 250,000	0	\$ 250,000	0	\$ -	0
Non-Personnel						
54411 Equipment	\$ 5,000	0	\$ 5,000	0	\$ -	0
55520 Supplies & Materials	\$ 4,000	0	\$ 4,000	0	\$ -	0
56601 Transportation/Busing	\$ 325,000	0	\$ 325,000	0	\$ -	0
56694 Other Contractual Services	\$ 20,000	0	\$ 20,000	0	\$ -	0
Total Non-Personnel	\$ 354,000	0	\$ 354,000	0	\$ -	0
TOTAL BUDGET FUND 1000	\$ 604,000	0	\$ 604,000	0	\$ -	0

Office of Choice & Enrollment

	Budget FY 2019/20		Proposed FY 2020/21		Difference FY 2020/21	
	\$	FTE	\$	FTE	\$	FTE
BUDGET FUND 1000						
50110 Non Certified Salaries	\$ 125,000	1	\$ 127,500	1	\$ 2,500	0
Total Salaries	\$ 125,000	1	\$ 127,500	1	\$ 2,500	0
Non-Personnel						
56671 Tuition - Out of District	\$ 600,000	0	\$ 600,000	0	\$ -	0
Total Non-Personnel	\$ 600,000	0	\$ 600,000	0	\$ -	0
TOTAL BUDGET FUND 1000	\$ 725,000	1	\$ 727,500	1	\$ 2,500	0
BUDGET FUND 2500						
50118 Non Certified Salaries	\$ -				\$ -	0
50124 Non Certified Salaries	\$ -				\$ -	0
50136 Part Time Non Certified Salaries	\$ -				\$ -	0
Total Salaries	\$ -	0	\$ -	0	\$ -	0
Non-Personnel						
53330 Business Travel	\$ 10,000	0	\$ -	0	\$ (10,000)	0
54411 Equipment	\$ 3,000	0	\$ -	0	\$ (3,000)	0
54413 Computer Equipment	\$ 5,000	0	\$ -	0	\$ (5,000)	0
55574 Other Materials & Supplies	\$ 2,000	0	\$ -	0		
55101 Supplies & Materials	\$ 3,000	0	\$ -	0	\$ (3,000)	0
55576 Other	\$ 5,000	0	\$ -	0	\$ (5,000)	0
56680 Program Evaluation	\$ 50,000	0	\$ -	0	\$ (50,000)	0
56694 Contracted Services	\$ 329,870	0	\$ -	0	\$ (329,870)	0
58852 FICA/Medicare	\$ 2,936	0	\$ -	0	\$ (2,936)	0
59950 Workers Compensation	\$ 354	0	\$ -	0	\$ (354)	0
Total Non-Personnel	\$ 411,160	0	\$ -	0	\$ (409,160)	0
TOTAL BUDGET FUND 2500	\$ 411,160	0	\$ -	0	\$ (409,160)	0
GRAND TOTAL ALL FUNDS	\$ 1,136,160	1	\$ 727,500	1	\$ (406,660)	0

Office of Academics (Curriculum)

	Budget FY 2019/20		Proposed FY 2020/21		Difference FY 2020/21	
	\$	FTE	\$	FTE	\$	FTE
BUDGET FUND 1000						
50110 Certified Salaries	\$ 163,500	1	\$ -	0	\$ (163,500)	-1
Total Salaries	\$ 163,500	1	\$ -	0	\$ (163,500)	-1
Non-Personnel						
53330 Business Travel	\$ 500	0	\$ 500	0	\$ -	0
53350 Professional Meetings	\$ 1,000	0	\$ 1,000	0	\$ -	0
54411 Equipment	\$ 2,500	0	\$ 2,500	0	\$ -	0
55520 Supplies & Materials	\$ 5,000	0	\$ 5,000	0	\$ -	0
56655 Registrations, Dues & Subscriptions	\$ 1,000	0	\$ 1,000	0	\$ -	0
56694 Other Contractual Services	\$ 620,000	0	\$ 620,000	0	\$ -	0
Total Non-Personnel	\$ 630,000	0	\$ 630,000	0	\$ -	0
TOTAL BUDGET FUND 1000	\$ 793,500	0	\$ 630,000	0	\$ (163,500)	-1

Math

	Budget FY 2019/20		Proposed FY 2020/21		Difference FY 2020/21	
	\$	FTE	\$	FTE	\$	FTE
BUDGET FUND 1000						
50112 Certified Salaries	\$ 153,273	1	\$ 156,609	1	\$ 3,336	0
50124 Non Certified Salaries	\$ 46,734	1	\$ 46,734	1	\$ -	0
Total Salaries	\$ 200,007	2	\$ 203,343	2	\$ 3,336	0
Non-Personnel						
53310 Mileage	\$ 500	0	\$ 500	0	\$ -	0
53330 Business Travel	\$ 500	0	\$ 500	0	\$ -	0
53350 Professional Meetings	\$ 4,800	0	\$ 4,800	0	\$ -	0
54411 Equipment	\$ 6,000	0	\$ 6,000	0	\$ -	0
55520 Supplies & Materials	\$ 5,000	0	\$ 5,000	0	\$ -	0
55531 Textbooks	\$ 2,400	0	\$ 2,400	0	\$ -	0
Total Non-Personnel	\$ 19,200	0	\$ 19,200	0	\$ -	0
TOTAL BUDGET FUND 1000	\$ 219,207	2	\$ 222,543	2	\$ 3,336	0

Bilingual

	Budget FY 2019/20		Proposed FY 2020/21		Difference FY 2020/21	
	\$	FTE	\$	FTE	\$	FTE
BUDGET FUND 1000						
50112 Certified Salaries	\$ 153,163	1	\$ 150,000	1	\$ (3,163)	0
50136 Part Time Non Certified Salaries	\$ 8,000	0	\$ 8,000	0	\$ -	0
Total Salaries	\$ 161,163	1	\$ 158,000	1	\$ (3,163)	0
Non-Personnel						
55520 Supplies & Materials	\$ 2,000	0	\$ 2,000	0	\$ -	0
Total Non-Personnel	\$ 2,000	0	\$ 2,000	0	\$ -	0
TOTAL BUDGET FUND 1000	\$ 163,163	1	\$ 160,000	1	\$ (3,163)	0

Reading/Language Arts

	Budget FY 2019/20		Proposed FY 2020/21		Difference FY 2020/21	
	\$	FTE	\$	FTE	\$	FTE
BUDGET FUND 1000						
50112 Certified Salaries	\$ 153,163	1	\$ 156,609	1	\$ 3,446	0
50124 Non Certified Salaries	\$ 43,085	1	\$ 44,800	1	\$ 1,715	0
50136 Part Time Non Certified Salaries	\$ 5,400	0	\$ 5,400	0	\$ -	0
Total Salaries	\$ 201,648	2	\$ 206,809	2	\$ 5,161	0
Non-Personnel						
54411 Equipment	\$ 3,600	0	\$ 3,600	0	\$ -	0
55531 Textbooks	\$ 5,400	0	\$ 5,400	0	\$ -	0
Total Non-Personnel	\$ 9,000	0	\$ 9,000	0	\$ -	0
TOTAL BUDGET FUND 1000	\$ 210,648	2	\$ 215,809	2	\$ 5,161	0

Science

	Budget FY 2019/20		Proposed FY 2020/21		Difference FY 2020/21	
	\$	FTE	\$	FTE	\$	FTE
BUDGET FUND 1000						
50112 Certified Salaries	\$ 153,163	1	\$ 156,609	1	\$ 3,446	0
50136 Part Time Non Certified Salaries	\$ 35,000	0	\$ 35,000	0	\$ -	0
Total Salaries	\$ 188,163	1	\$ 191,609	1	\$ 3,446	0
Non-Personnel						
53350 Professional Meetings	\$ 4,000	0	\$ 4,000	0	\$ -	0
54411 Equipment	\$ 1,000	0	\$ 1,000	0	\$ -	0
55520 Supplies & Materials	\$ 80,000	0	\$ 80,000	0	\$ -	0
55531 Textbooks	\$ 2,000	0	\$ 2,000	0	\$ -	0
56623 Repairs & Maintenance	\$ 500	0	\$ 500	0	\$ -	0
56655 Registrations, Dues & Subscriptions	\$ 500	0	\$ 500	0	\$ -	0
56694 Other Contractual Services	\$ 50,000	0	\$ 50,000	0	\$ -	0
Total Non-Personnel	\$ 138,000	0	\$ 138,000	0	\$ -	0
TOTAL BUDGET FUND 1000	\$ 326,163	0	\$ 329,609	0	\$ 3,446	0

Social Studies

	Budget FY 2019/20		Proposed FY 2020/21		Difference FY 2020/21	
	\$	FTE	\$	FTE	\$	FTE
BUDGET FUND 1000						
50112 Certified Salaries	\$ 153,163	1	\$ 156,609	1	\$ 3,446	0
Total Salaries	\$ 153,163	1	\$ 156,609	1	\$ 3,446	0
Non-Personnel						
54411 Equipment	\$ 800	0	\$ 800	0	\$ -	0
55520 Supplies & Materials	\$ 500	0	\$ 500	0	\$ -	0
55531 Textbooks	\$ 4,800	0	\$ 4,800	0	\$ -	0
56694 Other Contractual Services	\$ 3,000	0	\$ 3,000	0	\$ -	0
Total Non-Personnel	\$ 9,100	0	\$ 9,100	0	\$ -	0
TOTAL BUDGET FUND 1000	\$ 162,263	1	\$ 165,709	1	\$ 3,446	0

English

	Budget FY 2019/20		Proposed FY 2020/21		Difference FY 2020/21				
	\$	FTE	\$	FTE	\$	FTE			
BUDGET FUND 1000									
Non-Personnel									
54411 Equipment	\$	3,000	0	\$	3,000	0	\$	-	0
55520 Supplies & Materials	\$	2,400	0	\$	2,400	0	\$	-	0
55531 Textbooks	\$	2,700	0	\$	2,700	0	\$	-	0
Total Non-Personnel	\$	8,100	0	\$	8,100	0	\$	-	0
TOTAL BUDGET FUND 1000	\$	8,100	0	\$	8,100	0	\$	-	0

World Language

	Budget FY 2019/20		Proposed FY 2020/21		Difference FY 2020/21				
	\$	FTE	\$	FTE	\$	FTE			
BUDGET FUND 1000									
Salaries									
50112 Certified Salaries	\$	153,163	1	\$	156,609	1	\$	3,446	0
50124 Non Certified Salaries	\$	43,085	1	\$	44,800	1	\$	1,715	0
50136 Part Time Non Certified Salaries	\$	52,650	0	\$	52,650	0	\$	-	0
Total Salaries	\$	248,898	1	\$	254,059	1	\$	5,161	0
Non-Personnel									
55520 Supplies & Materials	\$	300		\$	1,800	0	\$	1,500	1,500
56694 Other Contractual Services	\$	5,000		\$	-	0	\$	(5,000)	-5,000
56697 Other Purchased Services BOE	\$	14,000		\$	17,500	0	\$	3,500	3,500
Total Non-Personnel	\$	19,300	0	\$	19,300	0	\$	-	0
TOTAL BUDGET FUND 1000	\$	268,198	1	\$	273,359	1	\$	5,161	0

Evaluation & Assessment

	Budget FY 2019/20		Proposed FY 2020/21		Difference FY 2020/21				
	\$	FTE	\$	FTE	\$	FTE			
BUDGET FUND 1000									
50111 Certified Salaries	\$	153,163	1	\$	156,609	1	\$	3,446	0
Total Salaries	\$	153,163	1	\$	156,609	1	\$	3,446	0
Non-Personnel									
55511 Testing Materials	\$	55,000	0	\$	55,000	0	\$	-	0
55520 Supplies & Materials	\$	3,000	0	\$	3,000	0	\$	-	0
56694 Other Contractual Services	\$	135,000	0	\$	135,000	0	\$	-	0
Total Non-Personnel	\$	193,000	0	\$	193,000	0	\$	-	0
TOTAL BUDGET FUND 1000	\$	346,163	1	\$	349,609	1	\$	3,446	0
BUDGET FUND 2547									
50118 Non Certified Salaries	\$	84,254	1	\$	86,782	1	\$	2,528	0
Total Salaries	\$	84,254	1	\$	86,782	1	\$	2,528	0
Non-Personnel									
51809 Health Benefits	\$	34,544	0	\$	35,580	0			
58852 FICA/Medicare	\$	6,445	0	\$	6,639	0	\$	193	0
59922 Equipment	\$	573	0	\$	590	0	\$	17	0
Total Non-Personnel	\$	7,018	0	\$	7,229	0	\$	211	0
TOTAL BUDGET FUND 2547	\$	91,272	1	\$	94,011	1	\$	2,738	0
GRAND TOTAL ALL FUNDS	\$	437,435	2	\$	443,620	2	\$	6,184	0

Art

	Budget FY 2019/20		Proposed FY 2020/21		Difference FY 2020/21	
	\$	FTE	\$	FTE	\$	FTE
BUDGET FUND 1000						
50136 Part Time Non Certified Salaries	\$ 225,000	0	\$ 225,000	0	\$ -	0
Total Salaries	\$ 225,000	0	\$ 225,000	0	\$ -	0

Non-Personnel

54411 Equipment	\$ 2,000	0	\$ 2,000	0	\$ -	0
55520 Supplies & Materials	\$ 2,000	0	\$ 2,000	0	\$ -	0
56694 Other Contractual Services	\$ 40,000	0	\$ 40,000	0	\$ -	0
Total Non-Personnel	\$ 44,000	0	\$ 44,000	0	\$ -	0

TOTAL BUDGET FUND 1000	\$ 269,000	0	\$ 269,000	0	\$ -	0
-------------------------------	-------------------	----------	-------------------	----------	-------------	----------

Music

	Budget FY 2019/20		Proposed FY 2020/21		Difference FY 2020/21	
	\$	FTE	\$	FTE	\$	FTE
BUDGET FUND 1000						
50112 Certified Salaries	\$ 153,163	1	\$ 156,609	1	\$ 3,446	0
50136 Part Time Non Certified Salaries	\$ 153,620	1	\$ 153,620	1	\$ -	0
Total Salaries	\$ 306,783	2	\$ 310,229	2	\$ 3,446	0

Non-Personnel

50149 Teacher Stipend	\$ 100,000	0	\$ 100,000	0	\$ -	0
55520 Supplies & Materials	\$ 138	0	\$ 138	0	\$ -	0
55531 Textbooks	\$ 500	0	\$ 500	0	\$ -	0
56605 Field Trips	\$ 18,572	0	\$ 19,862	0	\$ 1,290	0
56623 Repairs & Maintenance	\$ 1,250	0	\$ 1,000	0	\$ (250)	0
56694 Other Contractual Services	\$ 2,040	0	\$ 1,000	0	\$ (1,040)	0
Total Non-Personnel	\$ 122,500	0	\$ 122,500	0	\$ -	0

TOTAL BUDGET FUND 1000	\$ 429,283	2	\$ 432,729	2	\$ 3,446	0
-------------------------------	-------------------	----------	-------------------	----------	-----------------	----------

Business Education

	Budget FY 2019/20		Proposed FY 2020/21		Difference FY 2020/21	
	\$	FTE	\$	FTE	\$	FTE
BUDGET FUND 1000						
Non-Personnel						
54411 Equipment	\$ 5,000	0	\$ 5,000	0	\$ -	0
55520 Supplies & Materials	\$ 1,350	0	\$ 1,350	0	\$ -	0
56694 Other Contractual Services	\$ 5,000	0	\$ 5,000	0	\$ -	0
Total Non-Personnel	\$ 11,350	0	\$ 11,350	0	\$ -	0
TOTAL BUDGET FUND 1000	\$ 11,350	0	\$ 11,350	0	\$ -	0

Technology Education

	Budget FY 2019/20		Proposed FY 2020/21		Difference FY 2020/21	
	\$	FTE	\$	FTE	\$	FTE
BUDGET FUND 1000						
Non-Personnel						
55520 Supplies & Materials	\$ 1,600	0	\$ 1,600	0	\$ -	0
56623 Repairs & Maintenance	\$ 200	0	\$ 200	0	\$ -	0
Total Non-Personnel	\$ 1,800	0	\$ 1,800	0	\$ -	0
TOTAL BUDGET FUND 1000	\$ 1,800	0	\$ 1,800	0	\$ -	0

Library/Media Services

	Budget FY 2019/20		Proposed FY 2020/21		Difference FY 2020/21	
	\$	FTE	\$	FTE	\$	FTE
BUDGET FUND 1000						
Non-Personnel						
55520 Supplies & Materials	\$ 5,000	0	\$ 5,000	0	\$ -	0
55532 Library Books	\$ 160,000	0	\$ 160,000	0	\$ -	0
56655 Registrations, Dues & Subscriptions	\$ 35,000	0	\$ 35,000	0	\$ -	0
Total Non-Personnel	\$ 200,000	0	\$ 200,000	0	\$ -	0
TOTAL BUDGET FUND 1000	\$ 200,000	0	\$ 200,000	0	\$ -	0

Aquaculture

	Budget FY 2019/20		Proposed FY 2020/21		Difference FY 2020/21				
	\$	FTE	\$	FTE	\$	FTE			
BUDGET FUND 1000									
50136 Part Time Non Certified Salaries	\$	27,000	0	\$	27,000	0	\$	-	0
Total Salaries	\$	27,000	0	\$	27,000	0	\$	-	0
Non-Personnel									
53310 Mileage	\$	3,000	0	\$	3,000	0	\$	-	0
54411 Equipment	\$	9,000	0	\$	10,000	0	\$	1,000	0
55520 Supplies & Materials	\$	31,185	0	\$	31,185	0	\$	-	0
55531 Textbooks	\$	4,395	0	\$	4,395	0	\$	-	0
56623 Repairs & Maintenance	\$	5,790	0	\$	7,500	0	\$	1,710	0
56694 Other Contractual Services	\$	1,940	0	\$	1,940	0	\$	-	0
Total Non-Personnel	\$	55,310	0	\$	58,020	0	\$	2,710	0
TOTAL BUDGET FUND 1000	\$	82,310	0	\$	85,020	0	\$	2,710	0

Vocational Education

	Budget FY 2019/20		Proposed FY 2020/21		Difference FY 2020/21				
	\$	FTE	\$	FTE	\$	FTE			
BUDGET FUND 1000									
Non-Personnel									
54411 Equipment	\$	1,500	0	\$	1,500	0	\$	-	0
54413 COMPUTER Equipment	\$	6,000	0	\$	6,000	0	\$	-	0
55520 Supplies & Materials	\$	2,000	0	\$	2,000	0	\$	-	0
56623 Repairs & Maintenance	\$	15,500	0	\$	15,500	0	\$	-	0
Total Non-Personnel	\$	25,000	0	\$	25,000	0	\$	-	0
TOTAL BUDGET FUND 1000	\$	25,000	0	\$	25,000	0	\$	-	0

Office of Finance

	Budget FY 2019/20		Proposed FY 2020/21		Difference FY 2020/21	
	\$	FTE	\$	FTE	\$	FTE
BUDGET FUND 1000						
50110 Non Certified Salaries	\$ 157,100	1	\$ 188,700	1	\$ 31,600	0
50118 Non Certified Salaries	\$ 431,757	5	\$ 444,710	5	\$ 12,953	0
50124 Non Certified Salaries	\$ 55,488	1	\$ 57,153	1	\$ 1,665	0
50136 Part Time Non Certified Salaries	\$ 15,600	0	\$ 15,600	0	\$ -	0
50140 Longevity	\$ 275,000	0	\$ 275,000	0	\$ -	0
50190 Retirement	\$ 1,700,000	0	\$ 1,700,000	0	\$ -	0
Total Salaries	\$ 2,634,945	7	\$ 2,681,162	7	\$ 46,217	0
Non-Personnel						
53330 Business Travel	\$ 500	0	\$ 500	0	\$ -	0
54411 Equipment	\$ 2,000	0	\$ 2,000	0	\$ -	0
55520 Supplies & Materials	\$ 55,000	0	\$ 55,000	0	\$ -	0
56650 Postage & Freight	\$ 157,500	0	\$ 157,500	0	\$ -	0
56655 Registrations, Dues & Subscriptions	\$ 1,000	0	\$ 1,000	0	\$ -	0
59950 Workers Compensation	\$ 495,000	0	\$ 495,000	0	\$ -	0
Total Non-Personnel	\$ 711,000	0	\$ 711,000	0	\$ -	0
TOTAL BUDGET FUND 1000	\$ 3,345,945	7	\$ 3,392,162	7	\$ 46,217	0
BUDGET FUND 2505						
50118 Non Certified Salaries	\$ 222,003	3	\$ 228,663		\$ 6,660	-3
50124 Non Certified Salaries	\$ 160,505	3	\$ 165,320		\$ 4,815	-3
Total Salaries	\$ 382,508	6	\$ 393,983	0	\$ 11,475	-6
Non-Personnel						
51809 Health Benefits	\$ 156,828	0	\$ 161,533		\$ 4,705	
55101 Materials & Supplies Admin.	\$ 1,227	0	\$ 1,227	0	\$ 0	0
58852 FICA/Medicare	\$ 29,262	0	\$ 30,140	0	\$ 878	0
59933 Workers Compensation	\$ 2,601	0	\$ 2,679	0	\$ 78	0
Total Non-Personnel	\$ 189,917	0	\$ 195,579	0	\$ 5,661	0
TOTAL BUDGET FUND 2505	\$ 572,425	6	\$ 589,562	0	\$ 17,136	-6
GRAND TOTAL ALL FUNDS	\$ 3,918,370	13	\$ 3,981,724	7	\$ 63,354	-6

Office of School Support/Asst. Super

	Budget FY 2019/20		Proposed FY 2020/21		Difference FY 2020/21	
	\$	FTE	\$	FTE	\$	FTE
BUDGET FUND 1000						
50110 Certified Salaries	\$ 159,483	1	\$ -	0	\$ (159,483)	-1
50111 Certified Salaries	\$ 828,492	5	\$ 838,462	5	\$ 9,970	0
50113 Certified Salaries	\$ 442,762	3	\$ 456,045	3	\$ 13,283	0
50124 Non Certified Salaries	\$ -	0	\$ -	0	\$ -	0
50136 Part Time Non Certified Salaries	\$ 10,600	0	\$ 10,600	0	\$ -	0
50141 Seasonal Help	\$ 2,000	0	\$ 2,000	0	\$ -	0
Total Salaries	\$ 1,443,337	9	\$ 1,307,107	8	\$ (136,230)	0
Non-Personnel						
53310 Mileage	\$ -	0	\$ -	0	\$ -	0
53330 Business Travel	\$ 500	0	\$ 500	0	\$ -	0
53350 Professional Meetings	\$ 1,500	0	\$ 1,500	0	\$ -	0
54411 Equipment	\$ 15,000	0	\$ 15,000	0	\$ -	0
55520 Supplies & Materials	\$ 25,000	0	\$ 25,000	0	\$ -	0
55531 Textbooks	\$ 5,000	0	\$ 5,000	0	\$ -	0
56655 Registrations, Dues & Subscriptions	\$ 5,000	0	\$ 30,000	0	\$ 25,000	0
56683 Student Activities	\$ 100,000	0	\$ 75,000	0	\$ (25,000)	0
56684 Graduation	\$ 11,000	0	\$ 11,000	0	\$ -	0
56694 Other Contractual Services	\$ 1,500,000	0	\$ 1,500,000	0	\$ -	0
Total Non-Personnel	\$ 1,663,000	0	\$ 1,663,000	0	\$ -	0
TOTAL BUDGET FUND 1000	\$ 3,106,337	9	\$ 2,970,107	8	\$ (136,230)	0

Headstart/Early Childhood

	Budget FY 2019/20		Proposed FY 2020/21		Difference FY 2020/21	
	\$	FTE	\$	FTE	\$	FTE
BUDGET FUND 1000						
50112 Certified Salaries	\$ 154,233	0	\$ 157,318	1	\$ -	1
Total Salaries	\$ 154,233	0	\$ 157,318	1	\$ -	1
Non-Personnel						
53330 Business Travel	\$ 1,000	0	\$ 1,000	0	\$ -	0
55520 Supplies & Materials	\$ 1,600	0	\$ 1,600	0	\$ -	0
56601 Transportation	\$ 100,000	0	\$ 100,000	0	\$ -	0
56694 Other Contractual Services	\$ 6,400	0	\$ 6,400	0	\$ -	0
Total Non-Personnel	\$ 109,000	0	\$ 109,000	0	\$ -	0
TOTAL BUDGET FUND 1000	\$ 263,233	0	\$ 266,318	1	\$ -	1
BUDGET FUND 2532						
50118 Non Certified Salaries	\$ 613,007	8	\$ 631,397	8	\$ 18,390	0
50135 Non Certified Salaries	\$ 41,562	1	\$ 42,809	1	\$ 1,247	0
50136 Part Time Non Certified Salaries	\$ -		\$ -	0	\$ -	0
Total Salaries	\$ 654,569	9	\$ 674,206	9	\$ 19,637	0
Non-Personnel						
53330 Business Travel	\$ 25,500	0	\$ 25,500	0	\$ 0	0
53350 Professional Meetings	\$ 10,881	0	\$ 10,881	0	\$ 0	0
55100 Supplies & Materials	\$ 50,000	0	\$ 50,000	0	\$ 0	0
55100 Supplies & Materials Adm	\$ 18,000	0	\$ 18,000	0	\$ 0	0
56601 Transportation	\$ 291,600	0	\$ 291,600	0	\$ 0	0
56605 Field Trips	\$ 5,000	0	\$ 5,000	0	\$ 0	0
56694 Contracted Services	\$ 131,497	0	\$ 131,497	0	\$ 0	0
56800 Parent Activities	\$ 5,000	0	\$ 5,000	0	\$ 0	0
58852 FICA/Medicare	\$ 1,377	0	\$ 1,377	0	\$ 0	0
59933 Workers Compensation	\$ 122	0	\$ 122	0	\$ 0	0
Total Non-Personnel	\$ 538,977	0	\$ 538,977	0	\$ (0)	0
TOTAL BUDGET FUND 2500	\$ 1,193,546	9	\$ 1,213,183	9	\$ 19,637	0
GRAND TOTAL ALL FUNDS	\$ 1,456,779	9	\$ 1,213,183	10	\$ 19,637	1

Office of Talent

	Budget FY 2019/20		Proposed FY 2020/21		Difference FY 2020/21	
	\$	FTE	\$	FTE	\$	FTE
BUDGET FUND 1000						
50110 Non Certified Salaries	\$ 146,223	0	\$ -	0	\$ (146,223)	0
50115 Certified Salaries	\$ 74,656	0	\$ -	0	\$ (74,656)	0
50124 Non Certified Salaries	\$ 41,715	0	\$ -	0	\$ (41,715)	0
Total Salaries	\$ 262,594	0	\$ -	0	\$ (262,594)	0
Non-Personnel						
53350 Professional Meetings	\$ 1,000	0	\$ -	0	\$ (1,000)	0
54411 Equipment	\$ 900	0	\$ -	0	\$ (900)	0
55520 Supplies & Materials	\$ 15,000	0	\$ -	0	\$ (15,000)	0
56694 Other Contractual Services	\$ 51,000	0	\$ -	0	\$ (51,000)	0
Total Non-Personnel	\$ 67,900	0	\$ -	0	\$ (67,900)	0
TOTAL BUDGET FUND 1000	\$ 330,494	0	\$ -	0	\$ (330,494)	0

Human Resources

	Budget FY 2019/20		Proposed FY 2020/21		Difference FY 2020/21	
	\$	FTE	\$	FTE	\$	FTE
BUDGET FUND 1000						
50110 Non Certified Salaries	\$ 171,244	2	\$ 177,920	2	\$ 6,676	0
50111 Non Certified Salaries	\$ 148,569	1	\$ 148,569	1	\$ -	0
50116 Non Certified Salaries	\$ 1,650,000	0	\$ 1,650,000	0	\$ -	0
50118 Non Certified Salaries	\$ 123,689	2	\$ 127,400	2	\$ 3,711	0
50136 Part Time Non Certified Salaries	\$ -	0	\$ 10,000	0	\$ 10,000	0
Total Salaries	\$ 2,093,502	5	\$ 2,113,889	5	\$ 20,387	0
Non-Personnel						
53310 Mileage	\$ 3,000	0	\$ 3,000	0	\$ -	0
53350 Professional Meetings	\$ 10,000	0	\$ 10,000	0	\$ -	0
55520 Supplies & Materials	\$ 4,500	0	\$ 4,500	0	\$ -	0
56689 Emergency Medical	\$ 3,000	0	\$ 3,000	0	\$ -	0
56694 Other Contractual Services	\$ 70,000	0	\$ 70,000	0	\$ -	0
Total Non-Personnel	\$ 90,500	0	\$ 90,500	0	\$ -	0
TOTAL BUDGET FUND 1000	\$ 2,184,002	5	\$ 2,204,389	0	\$ 20,387	0

	Budget FY 2019/20		Proposed FY 2020/21		<i>Guidance</i> Difference FY 2020/21	
	\$	FTE	\$	FTE	\$	FTE
	BUDGET FUND 1000					
Non-Personnel						
55520	\$	2,000	\$	2,000		
55531	\$	3,250	\$	3,250		
56605	\$	20,500	\$	20,500		
56694	\$	6,725	\$	6,725		
Total Non-Personnel	\$	32,475	0	\$	32,475	0
TOTAL BUDGET FUND 1000	\$	32,475	0	\$	32,475	0

	Budget FY 2019/20		Proposed FY 2020/21		<i>Talented & Gifted</i> Difference FY 2020/21	
	\$	FTE	\$	FTE	\$	FTE
	BUDGET FUND 1000					
50136	\$	75,000	0	\$	75,000	0
Total Salaries	\$	75,000	0	\$	75,000	0
Non-Personnel						
53310	\$	500	0	\$	500	0
53350	\$	7,700	0	\$	7,700	0
55511	\$	7,500	0	\$	7,500	0
55520	\$	3,025	0	\$	3,025	0
55531	\$	1,425	0	\$	1,425	0
56671	\$	464,300	0	\$	464,300	0
56694	\$	1,050	0	\$	1,050	0
Total Non-Personnel	\$	485,500	0	\$	485,500	0
TOTAL BUDGET FUND 1000	\$	560,500	0	\$	560,500	0

Office of Operations

	Budget FY 2019/20		Proposed FY 2020/21		Difference FY 2020/21	
	\$	FTE	\$	FTE	\$	FTE
BUDGET FUND 1000						
50110 Non Certified Salaries	\$ 149,350	1	\$ 147,900	1	\$ (1,450)	0
50118 Non Certified Salaries	\$ 73,276	1	\$ 67,551	1	\$ (5,725)	0
50124 Non Certified Salaries	\$ 45,350	1	\$ 51,831	1	\$ 6,481	0
50136 Non Certified Salaries	\$ 11,000	0	\$ 11,000	0	\$ -	0
Total Salaries	\$ 278,976	3	\$ 278,282	3	\$ (694)	0
Non-Personnel						
53310 Mileage	\$ 250,000	0	\$ 250,000	0	\$ -	0
54415 Furniture	\$ 3,000	0	\$ 3,000	0	\$ -	0
55520 Supplies & Materials	\$ 1,500	0	\$ 1,500	0	\$ -	0
56621 Moving Services	\$ 50,000	0	\$ 50,000	0	\$ -	0
56652 Rental	\$ 589,605	0	\$ 120,000	0	\$ (469,605)	0
56694 Other Contractual Services	\$ 300,000	0	\$ 300,000	0	\$ -	0
Total Non-Personnel	\$ 1,194,105	0	\$ 724,500	0	\$ (469,605)	0
TOTAL BUDGET FUND 1000	\$ 1,473,081	3	\$ 1,002,782	3	\$ (470,299)	0

Pupil Transportation

	Budget FY 2019/20		Proposed FY 2020/21		Difference FY 2020/21	
	\$	FTE	\$	FTE	\$	FTE
BUDGET FUND 1000						
50112 Non Certified Salaries	\$ 116,915	1	\$ 105,000	1	\$ (11,915)	0
50118 Non Certified Salaries	\$ 52,187	1	\$ 56,630	1	\$ 4,443	0
50124 Non Certified Salaries	\$ 95,957	2	\$ 98,357	2	\$ 2,400	0
50136 Part Time Non Certified Salaries	\$ 15,000	0	\$ 15,000	0	\$ -	0
Total Salaries	\$ 280,059	4	\$ 274,987	4	\$ (5,072)	0
Non-Personnel						
54411 Equipment	\$ 2,000	0	\$ 2,000	0	\$ -	0
55520 Supplies & Materials	\$ 2,000	0	\$ 2,000	0	\$ -	0
56601 Transportation/Busing	\$ 13,389,537	0	\$ 13,128,973	0	\$ (260,564)	0
56603 Transp/Tech Schools	\$ 442,480	0	\$ 442,480	0	\$ -	0
56604 Transit Bus Passes	\$ 176,000	0	\$ 176,000	0	\$ -	0
56605 Field Trips	\$ 82,750	0	\$ 82,750	0	\$ -	0
56606 Interdistrict Transportation	\$ 1,300,000	0	\$ 1,339,000	0	\$ 39,000	0
56694 Other Contractual Services	\$ 1,000	0	\$ 1,000	0	\$ -	0
Total Non-Personnel	\$ 15,395,767	0	\$ 15,174,203	0	\$ (221,564)	0
TOTAL BUDGET FUND 1000	\$ 15,675,826	4	\$ 15,449,190	4	\$ (226,636)	0

IT Department

	Budget FY 2019/20		Proposed FY 2020/21		Difference FY 2020/21	
	\$	FTE	\$	FTE	\$	FTE
BUDGET FUND 1000						
50118 Non Certified Salaries	\$ 515,915	6	\$ 528,813	6	\$ 12,898	0
50136 Part Time Non Certified Salaries	\$ 5,000	0	\$ 5,000	0	\$ -	0
Total Salaries	\$ 520,915	6	\$ 533,813	6	\$ 12,898	0
Non-Personnel						
52260 Telephone	\$ 646,000	0	\$ 646,000	0	\$ -	0
52265 Telecommunication\Internet	\$ 60,000	0	\$ 60,000	0	\$ -	0
54411 Equipment	\$ 7,500	0	\$ 7,500	0	\$ -	0
55520 Supplies & Materials	\$ 2,500	0	\$ 2,500	0	\$ -	0
56623 Repairs & Maintenance	\$ 15,000	0	\$ 15,000	0	\$ -	0
56694 Other Contractual Services	\$ 1,000,000	0	\$ 1,000,000	0	\$ -	0
Total Non-Personnel	\$ 1,731,000	0	\$ 1,731,000	0	\$ -	0
TOTAL BUDGET FUND 1000	\$ 2,251,915	6	\$ 2,264,813	6	\$ 12,898	0

Security

	Budget FY 2019/20		Proposed FY 2020/21		Difference FY 2020/21	
	\$	FTE	\$	FTE	\$	FTE
BUDGET FUND 1000						
50112 Non Certified Salaries	\$ 127,345	1	\$ 129,891	1	\$ 2,546	0
50118 Non Certified Salaries	\$ 108,825	2	\$ 112,090	2	\$ 3,265	0
50124 Non Certified Salaries	\$ 50,041	1	\$ 51,542	1	\$ 1,501	0
50130 Non Certified Salaries Overtime	\$ 475,000	0	\$ 475,000	0	\$ -	0
Total Salaries	\$ 761,211	4	\$ 768,523	4	\$ 4,766	0
Non-Personnel						
53329 Security Monitoring	\$ 20,000	0	\$ 20,000	0	\$ -	0
54411 Equipment	\$ 15,000	0	\$ 15,000	0	\$ -	0
55520 Supplies & Materials	\$ 1,350	0	\$ 1,350	0	\$ -	0
55586 Uniforms	\$ 17,000	0	\$ 17,000	0	\$ -	0
56623 Repairs & Maintenance	\$ 4,500	0	\$ 4,500	0	\$ -	0
56694 Other Contractual Services	\$ 15,000	0	\$ 15,000	0	\$ -	0
Total Non-Personnel	\$ 72,850	0	\$ 72,850	0	\$ -	0
TOTAL BUDGET FUND 1000	\$ 834,061	4	\$ 841,373	4	\$ 4,766	0

Operation of Plant

	Budget FY 2019/20		Proposed FY 2020/21		Difference FY 2020/21	
	\$	FTE	\$	FTE	\$	FTE
BUDGET FUND 1000						
50118 Non Certified Salaries	\$ 90,614	2	\$ 67,882	1	\$ (22,732)	-1
50121 Non Certified Salaries	\$ 267,940	5	\$ 275,978	5	\$ 8,038	0
50122 Non Certified Salaries	\$ 846,679	10	\$ 872,079	10	\$ 25,400	0
50124 Non Certified Salaries	\$ 51,872	0	\$ -	0	\$ (51,872)	0
50130 Non Certified Salaries Overtime	\$ 110,000	0	\$ 130,000	0	\$ 20,000	0
50147 Non Certified Salaries Overtime	\$ 625,000	0	\$ 625,000	0	\$ -	0
Total Salaries	\$ 1,992,105	17	\$ 1,970,940	16	\$ (21,165)	-1
Non-Personnel						
52210 Natural Gas	\$ 1,846,500	0	\$ 1,796,500	0	\$ (50,000)	0
52220 Electricity	\$ 7,809,500	0	\$ 7,709,500	0	\$ (100,000)	0
52235 Heating Fuels	\$ 10,000	0	\$ 10,000	0	\$ -	0
52250 Water	\$ 234,760	0	\$ 234,760	0	\$ -	0
52290 Sewer	\$ 175,440	0	\$ 175,440	0	\$ -	0
54411 Equipment	\$ 10,000	0	\$ 10,000	0	\$ -	0
55520 Supplies & Materials	\$ 5,400	0	\$ 5,400	0	\$ -	0
55538 Gas & Oil	\$ 35,000	0	\$ 35,000	0	\$ -	0
55570 Building & Ground Maint. Supplies	\$ 100,000	0	\$ 100,000	0	\$ -	0
55571 Custodial Overtime	\$ 488,000	0	\$ 488,000	0	\$ -	0
55573 Light Bulbs	\$ 30,000	0	\$ 30,000	0	\$ -	0
56624 Building Maintenance	\$ 575,000	0	\$ 575,000	0	\$ -	0
56656 Rental of Equipment	\$ 8,000	0	\$ 8,000	0	\$ -	0
56662 Maintenance Agreement - Services	\$ 725,000	0	\$ 725,000	0	\$ -	0
56665 Vehicle Repairs	\$ 80,000	0	\$ 80,000	0	\$ -	0
56694 Other Contractual Services	\$ 6,621,084	0	\$ 6,621,084	0	\$ -	0
Total Non-Personnel	\$ 18,753,684	0	\$ 18,603,684	0	\$ (150,000)	0
TOTAL BUDGET FUND 1000	\$ 20,745,789	17	\$ 20,574,624	16	\$ (171,165)	-1

	Budget		Proposed		<i>Warehouse</i>	
	FY 2019/20		FY 2020/21		Difference	
	\$	FTE	\$	FTE	\$	FTE
BUDGET FUND 1000						
50129 Non Certified Salaries	\$ 105,336	2	\$ 107,969	2	\$ 2,633	0
50147 Non Certified Salaries Overtime	\$ -	0	\$ 500	0	\$ 500	0
Total Salaries	\$ 105,336	2	\$ 108,469	2	\$ 3,133	0
TOTAL BUDGET FUND 1000	\$ 105,336	2	\$ 108,469	2	\$ 3,133	0

	Budget		Proposed		<i>Legal Services</i>	
	FY 2019/20		FY 2020/21		Difference	
	\$	FTE	\$	FTE	\$	FTE
BUDGET FUND 1000						
Non-Personnel						
56696 Legal/Lawyers	\$ 400,000	0	\$ 400,000	0	\$ -	0
59932 Settlements	\$ 450,000	0	\$ 450,000	0	\$ -	0
Total Non-Personnel	\$ 850,000	0	\$ 850,000	0	\$ -	0
TOTAL BUDGET FUND 1000	\$ 850,000	0	\$ 850,000	0	\$ -	0

Print/Copy Services

	Budget FY 2019/20		Proposed FY 2020/21		Difference FY 2020/21				
	\$	FTE	\$	FTE	\$	FTE			
BUDGET FUND 1000									
50136 Part Time Non Certified Salaries	\$	82,334	0	\$	82,334	0	\$	-	0
50141 Seasonal Help	\$	36,920	0	\$	36,920	0	\$	-	0
Total Salaries	\$	119,254	0	\$	119,254	0	\$	-	0
Non-Personnel									
55520 Supplies & Materials	\$	275,000	0	\$	275,000	0	\$	-	0
56694 Other Contractual Services	\$	755,000	0	\$	755,000	0	\$	-	0
Total Non-Personnel	\$	1,030,000	0	\$	1,030,000	0	\$	-	0
TOTAL BUDGET FUND 1000	\$	1,149,254	0	\$	1,149,254	0	\$	-	0

Office of Family and Community

	Budget FY 2019/20		Proposed FY 2020/21		Difference FY 2020/21	
	\$	FTE	\$	FTE	\$	FTE
BUDGET FUND 1000						
50110 Non Certified Salaries	\$ 149,778	1	\$ 152,774	1	\$ 2,996	0
50118 Non Certified Salaries	\$ 84,254	1	\$ 86,360	1	\$ 2,106	0
Total Salaries	\$ 234,032	2	\$ 239,134	2	\$ 5,102	0
Non-Personnel						
53310 Mileage	\$ 20,400	0	\$ 20,400	0	\$ -	0
55520 Supplies & Materials	\$ 5,000	0	\$ 4,000	0	\$ (1,000)	0
56683 Student Activity	\$ -		\$ 1,000	0	\$ 1,000	0
56694 Other Contractual Services	\$ 20,000	0	\$ 20,000	0	\$ -	0
Total Non-Personnel	\$ 45,400	0	\$ 45,400	0	\$ -	0
TOTAL BUDGET FUND 1000	\$ 279,432	2	\$ 284,534	2	\$ 5,102	0

Office of Special Education

	Budget FY 2019/20		Proposed FY 2020/21		Difference FY 2020/21	
	\$	FTE	\$	FTE	\$	FTE
BUDGET FUND 1000						
50111 Certified Salaries	\$ 160,892	1	\$ 164,110	1	\$ 3,218	0
50112 Certified Salaries	\$ 293,236	2	\$ 299,100	5	\$ 5,864	3
50124 Non Certified Salaries	\$ 40,697	1	\$ 41,715	1	\$ 1,018	0
50136 Part Time Non Certified Salaries	\$ 630,000	0	\$ 630,000	0	\$ -	0
50141 Seasonal Help Salaries	\$ 200,000	0	\$ 200,000	0	\$ -	0
Total Salaries	\$ 1,324,825	4	\$ 1,334,925	7	\$ 5,864	3
Non-Personnel						
54411 Equipment	\$ 41,300	0	\$ 41,300	0	\$ -	0
55520 Supplies & Materials	\$ 51,000	0	\$ 51,000	0	\$ -	0
55531 Textbooks	\$ 42,000	0	\$ 42,000	0	\$ -	0
56623 Repairs & Maintenance	\$ 1,000	0	\$ 1,000	0	\$ -	0
56694 Other Contractual Services	\$ 459,000	0	\$ 459,000	0	\$ -	0
54411 Equipment	\$ 22,963	0	\$ 22,963	0	\$ -	0
55520 Supplies & Materials	\$ 78,957	0	\$ 78,957	0	\$ -	0
56602 Special Ed Transportation	\$ 4,998,927	0	\$ 4,448,895	0	\$ (550,032)	0
56604 Transit Bus Passes	\$ 51,375	0	\$ 51,375	0	\$ -	0
56607 Outplacement Transportation	\$ 3,500,000	0	\$ 3,605,000	0	\$ 105,000	0
56608 Field Trips (Non- Public)	\$ 255,000	0	\$ 206,117	0	\$ (48,883)	0
56623 Repairs & Maintenance	\$ 4,608	0	\$ 4,608	0	\$ -	0
56623 Repairs & Maintenance	\$ 1,000	0	\$ 1,000	0	\$ -	0
56671 Tuition	\$ 18,238,334	0	\$ 19,038,334	0	\$ 800,000	0
56694 Other Contractual Services	\$ 1,007,340	0	\$ 1,007,340	0	\$ -	0
Total Non-Personnel	\$ 28,752,804	0	\$ 29,058,889	0	\$ -	0
TOTAL BUDGET FUND 1000	\$ 30,077,629	4	\$ 30,393,814	7	\$ 5,864	3

Office of Special Education (continued)

	Budget FY 2019/20		Proposed FY 2020/21		Difference FY 2020/21				
BUDGET FUND 2504									
50112 Certified Salaries	\$	150,268	1	\$	154,776	1	\$	4,508	0
50118 Non Certified Salaries	\$	117,910	2	\$	121,447	2	\$	3,537	0
50124 Non Certified Salaries	\$	208,027	4	\$	214,268	4	\$	6,241	0
Total Salaries	\$	476,205	7	\$	490,491	7	\$	3,537	0
Non-Personnel									
53330 Travel/Mileage	\$	15,000	0	\$	15,000	0	\$	-	0
55100 Supplies & Materials	\$	24,512	0	\$	24,512	0	\$	-	0
56605 Field Trips	\$	3,000	0	\$	3,000	0	\$	-	0
56800 Parent Activities	\$	1,500	0	\$	1,500	0	\$	-	0
56901 In Service	\$	15,000	0	\$	15,000	0	\$	-	0
56903 Pupil Services	\$	1,600,375	0	\$	1,600,375	0	\$	-	0
56904 Tutors	\$	440,000	0	\$	440,000	0	\$	-	0
58852 FICA/Medicare	\$	36,430	0	\$	37,523	0	\$	1,093	0
59933 Workers Compensation	\$	3,238	0	\$	3,335	0	\$	97	0
61200 Indirect Costs	\$	96,000	0	\$	96,000	0	\$	-	0
Total Non-Personnel	\$	2,235,055	0	\$	2,236,245	0	\$	-	0
TOTAL BUDGET FUND 1000	\$	2,711,260	7	\$	2,726,736	7	\$	3,537	0
GRAND TOTAL ALL FUNDS	\$	32,788,889	11	\$	33,120,550	14	\$	9,401	0

Board of Education Staff Roster

Class Name	Job Class Code	Job Class Code Desc.	Last Name	First Name	2019-	2020-
					2020 Salary	2021 Salary
CLERC SALS	6725	SCHOOL HEALTH ASSISTANT 10 MOS	ACETY	ALEJANDRO	26,377	27,036
CLERC SALS	6702	ACCOUNT CLERK IV	ALFORD	CARL	53,169	54,498
CLERC SALS	6805	ADMIN ASST BOE 12M 884	AMIN	DYASHA	43,085	44,162
CLERC SALS	6716	RECEPTIONIST/TYPIST	ANASTASIO	MICHELE	42,690	43,757
CLERC SALS	6805	ADMIN ASST BOE 12M 884	ANGELONE	ELIZABETH	43,085	44,162
CLERC SALS	6725	SCHOOL HEALTH ASSISTANT 10 MOS	APPIADU-ANTWI	MARGARET	26,377	27,036
CLERC SALS	6805	ADMIN ASST BOE 12M 884	ATKINSON	ANNA	50,041	51,503
CLERC SALS	6815	ADMIN ASST BILING BOE 12M 884	AYALA	FILOMENA	43,085	44,162
CLERC SALS	6702	ACCOUNT CLERK IV	AZUKAS	ROBERT	53,169	54,498
CLERC SALS	6805	ADMIN ASST BOE 12M 884	BERDIEL	ELVA	46,740	47,909
CLERC SALS	6804	ADMIN ASST BOE 10M GF 884	BLOWES	SHAWN	35,904	36,802
CLERC SALS	6713	MAIL CLERK	BRADLEY	SHELLEY	45,350	46,484
CLERC SALS	6805	ADMIN ASST BOE 12M 884	BUNTING	SHARON	43,085	44,162
CLERC SALS	6805	ADMIN ASST BOE 12M 884	BURGOS	LUZ	43,085	44,162
CLERC SALS	6804	ADMIN ASST BOE 10M GF 884	CAMPBELL	THERESA	35,904	36,802
CLERC SALS	6805	ADMIN ASST BOE 12M 884	CAPPIELLO	MICHELE	50,041	51,503
CLERC SALS	6805	ADMIN ASST BOE 12M 884	CAROLINA	DAISY	43,085	44,162
CLERC SALS	6700	ACCOUNT CLERK I	CARPENTER-JONES	SHERI	38,606	39,571
CLERC SALS	6710	MAGNET SCHOOL RECRUIT SPEC.	CHICOSKI	LAUREN	44,457	45,568
CLERC SALS	6702	ACCOUNT CLERK IV	CONSIGLIO	CARMEL	53,169	54,498
CLERC SALS	6702	ACCOUNT CLERK IV	CRIMLEY	SIMRET	53,169	54,498
CLERC SALS	6804	ADMIN ASST BOE 10M GF 884	DABNEY	JACINTA	35,904	36,802
CLERC SALS	6702	ACCOUNT CLERK IV	D'ANGELO	JOANN	55,488	56,875
CLERC SALS	6804	ADMIN ASST BOE 10M GF 884	DELEON	EVELYN	37,429	38,365
CLERC SALS	6805	ADMIN ASST BOE 12M 884	DOUGLAS	TAMIKA	43,085	44,162
CLERC SALS	6805	ADMIN ASST BOE 12M 884	ECHEVARRIA	CARMEN	43,085	44,162
CLERC SALS	6702	ACCOUNT CLERK IV	ESDAILLE	CHANTEL	53,169	54,498
CLERC SALS	6804	ADMIN ASST BOE 10M GF 884	FLOWERS	TERESA	35,904	36,802
CLERC SALS	6805	ADMIN ASST BOE 12M 884	FORTIER	JANET	43,085	44,162
CLERC SALS	6814	ADMIN ASST BILING BOE 10M 884	GARCIA	XIOMARA	35,904	36,802
CLERC SALS	6805	ADMIN ASST BOE 12M 884	GARRETT	LISA	45,826	46,972
CLERC SALS	6806	ADMIN ASST BOE 10M SF 884	GAUDIOSO	PATRICIA	38,950	39,924
CLERC SALS	6805	ADMIN ASST BOE 12M 884	GIANNELLI	SUSAN	43,085	44,162
CLERC SALS	6804	ADMIN ASST BOE 10M GF 884	GLENN	DIANE	41,701	42,743
CLERC SALS	6805	ADMIN ASST BOE 12M 884	GONZALEZ	LEUNAMMARIE	43,085	44,162
CLERC SALS	6804	ADMIN ASST BOE 10M GF 884	GREEN	PAMELA	35,904	36,802
CLERC SALS	6710	MAGNET SCHOOL RECRUIT SPEC.	GREGORY-WILLIAMS	DANIELLE	44,457	45,568
CLERC SALS	6804	ADMIN ASST BOE 10M GF 884	GREY	CRYSTAL	35,904	36,802
CLERC SALS	6805	ADMIN ASST BOE 12M 884	GRIFFIN	GAIL	43,085	44,162
CLERC SALS	6805	ADMIN ASST BOE 12M 884	HARRIS	BLANCHE	50,041	51,503
CLERC SALS	6710	MAGNET SCHOOL RECRUIT SPEC.	HARVIN	BRIA	44,457	45,568
CLERC SALS	6805	ADMIN ASST BOE 12M 884	HARVIN	STEPHANIE	43,085	44,162
CLERC SALS	6804	ADMIN ASST BOE 10M GF 884	HENDERSON	DEBORAH	35,904	36,802
CLERC SALS	6815	ADMIN ASST BILING BOE 12M 884	HERNANDEZ	ANA	43,085	44,162
CLERC SALS	6725	SCHOOL HEALTH ASSISTANT 10 MOS	HILL	TANISHA	26,377	27,036
CLERC SALS	6805	ADMIN ASST BOE 12M 884	HINTON	KATHEASHA	43,085	44,162
CLERC SALS	6804	ADMIN ASST BOE 10M GF 884	HORTON	DIANE	35,904	36,802
CLERC SALS	6805	ADMIN ASST BOE 12M 884	JOHNSON	CYNTHIA	43,085	44,162
CLERC SALS	6804	ADMIN ASST BOE 10M GF 884	JOHNSON	RAECHELLE	35,904	36,802
CLERC SALS	6805	ADMIN ASST BOE 12M 884	JOHNSON	TIJUANA	43,085	44,162
CLERC SALS	6805	ADMIN ASST BOE 12M 884	JONES	AUBRY	50,041	51,503
CLERC SALS	6805	ADMIN ASST BOE 12M 884	LAWTON	CELESTINE	43,085	44,162
CLERC SALS	6725	SCHOOL HEALTH ASSISTANT 10 MOS	LENNON	RICHARD	26,377	27,036
CLERC SALS	6725	SCHOOL HEALTH ASSISTANT 10 MOS	LION	HELENE	26,377	27,036
CLERC SALS	6805	ADMIN ASST BOE 12M 884	LOVE	SHIRLEY	43,085	44,162
CLERC SALS	6804	ADMIN ASST BOE 10M GF 884	MALDONADO	CARMEN	41,511	42,549
CLERC SALS	6702	ACCOUNT CLERK IV	MARIONI	CHERYL	53,169	54,498
CLERC SALS	6702	ACCOUNT CLERK IV	MARSHALL	LUCINDA	53,169	54,498
CLERC SALS	7353	BEHAVIORAL SPECIALIST	MARSHALL	MUHAMMAD	56,503	57,915
CLERC SALS	6805	ADMIN ASST BOE 12M 884	MASE	BETTY	43,085	44,162
CLERC SALS	6804	ADMIN ASST BOE 10M GF 884	MAUHS	ANNA MARIA	35,904	36,802
CLERC SALS	6805	ADMIN ASST BOE 12M 884	MCCRAY	TYREE	43,085	44,162
CLERC SALS	6804	ADMIN ASST BOE 10M GF 884	MCKENZIE	JANICE	41,701	42,743
CLERC SALS	6725	SCHOOL HEALTH ASSISTANT 10 MOS	MELENDEZ	ROSA	26,377	27,036
CLERC SALS	6805	ADMIN ASST BOE 12M 884	MERCADO	RAQUEL	43,085	44,162
CLERC SALS	6805	ADMIN ASST BOE 12M 884	MOBLEY	CHARLENE	50,041	51,503
CLERC SALS	6815	ADMIN ASST BILING BOE 12M 884	MUNOZ	JASMIN	43,085	44,162
CLERC SALS	6804	ADMIN ASST BOE 10M GF 884	MYERS	CHERYL	35,904	36,802
CLERC SALS	6805	ADMIN ASST BOE 12M 884	NEGRON	SUSANNA	43,085	44,162
CLERC SALS	6804	ADMIN ASST BOE 10M GF 884	NICHOLS	ALEXIS	35,904	36,802

Disclaimers:

Staffing roster for salaried positions as of January 2020.

2020-21 salaries are for budget purposes only and compensation is not guaranteed.

Listing does not constitute an offer of continued employment.

Board of Education Staff Roster

Class Name	Job Class Code	Job Class Code Desc.	Last Name	First Name	2019-2020 Salary	2020-2021 Salary
CLERC SALS	6805	ADMIN ASST BOE 12M 884	ORMOND	STACIE	43,085	44,162
CLERC SALS	6804	ADMIN ASST BOE 10M GF 884	ORMOND-HOUSTON	TRACIE	35,904	36,802
CLERC SALS	6804	ADMIN ASST BOE 10M GF 884	PATTERSON-JOHNSON	MONICA	35,904	36,802
CLERC SALS	6815	ADMIN ASST BILING BOE 12M 884	PEREZ	EDWIN	43,085	44,162
CLERC SALS	6814	ADMIN ASST BILING BOE 10M 884	PEREZ	NATASHA	35,904	36,802
CLERC SALS	6804	ADMIN ASST BOE 10M GF 884	PERRY-LAMBERT	EVA	35,904	36,802
CLERC SALS	6804	ADMIN ASST BOE 10M GF 884	PINA-MORRIS	LINDA	35,904	36,802
CLERC SALS	6725	SCHOOL HEALTH ASSISTANT 10 MOS	PONZIO	LAURA	26,377	27,036
CLERC SALS	6804	ADMIN ASST BOE 10M GF 884	PROVITE	CYNTHIA	35,904	36,802
CLERC SALS	6702	ACCOUNT CLERK IV	PUNZO	JENNIFER	53,169	54,498
CLERC SALS	6814	ADMIN ASST BILING BOE 10M 884	RAMIREZ	DIANA	35,904	36,802
CLERC SALS	6805	ADMIN ASST BOE 12M 884	RILEY	ANGELA	43,085	44,162
CLERC SALS	6702	ACCOUNT CLERK IV	RIVERA	LUZ	57,551	58,990
CLERC SALS	6805	ADMIN ASST BOE 12M 884	RODRIGUEZ	IRMA	50,041	51,503
CLERC SALS	6805	ADMIN ASST BOE 12M 884	RODRIGUEZ	MARIA	43,085	44,162
CLERC SALS	6814	ADMIN ASST BILING BOE 10M 884	RODRIGUEZ	SHANTINA	35,904	36,802
CLERC SALS	6804	ADMIN ASST BOE 10M GF 884	ROLDAN	ZULMA	38,188	39,143
CLERC SALS	6805	ADMIN ASST BOE 12M 884	RUSZCZYK	VIRGINIA	43,085	44,162
CLERC SALS	6804	ADMIN ASST BOE 10M GF 884	SEARD	ROBIN	38,950	39,924
CLERC SALS	6710	MAGNET SCHOOL RECRUIT SPEC.	STEVENSON	JIMENA	44,457	45,568
CLERC SALS	6805	ADMIN ASST BOE 12M 884	SYKES	SHANTE	43,085	44,162
CLERC SALS	6805	ADMIN ASST BOE 12M 884	TOLSON	SHERYL	50,041	51,503
CLERC SALS	7353	BEHAVIORAL SPECIALIST	TUCKER	RODNEY	48,297	49,504
CLERC SALS	6804	ADMIN ASST BOE 10M GF 884	VAN ETTEN	VALERIE	35,904	36,802
CLERC SALS	6805	ADMIN ASST BOE 12M 884	VARGAS	TYISHA	43,085	44,162
CLERC SALS	6805	ADMIN ASST BOE 12M 884	VASQUEZ	LORRAINE	43,085	44,162
CLERC SALS	6805	ADMIN ASST BOE 12M 884	WALKER	RHONDA	43,085	44,162
CLERC SALS	6805	ADMIN ASST BOE 12M 884	WALTON	CONSTANCE	43,085	44,162
CLERC SALS	6804	ADMIN ASST BOE 10M GF 884	WILLIAMS	ALISA	41,701	42,743
CLERC SALS	6805	ADMIN ASST BOE 12M 884	WILLIAMSON	WILHELMINA	50,041	51,503
CLERC SALS	6805	ADMIN ASST BOE 12M 884	WORTHY	RITA	50,041	51,503
CLERC SALS	6804	ADMIN ASST BOE 10M GF 884	WRIGHT	DENISE	35,904	36,802
DEPT HEADS	7606	ASSISTANT PRINCIPAL	AIELLO	DONNA	145,758	149,038
DEPT HEADS	7605	PRINCIPAL	ARAUJO	ROY	153,163	156,609
DEPT HEADS	7606	ASSISTANT PRINCIPAL	ASARISI	MARISA	131,122	134,072
DEPT HEADS	7606	ASSISTANT PRINCIPAL	BAKER	JAMIE	131,122	134,072
DEPT HEADS	7605	PRINCIPAL	BALDWIN	GREGORY	142,973	146,190
DEPT HEADS	7606	ASSISTANT PRINCIPAL	BARBARITO	ERIC	131,330	134,285
DEPT HEADS	7605	PRINCIPAL	BELTON	VAL JEAN	158,269	161,830
DEPT HEADS	7605	PRINCIPAL	BLUE	MEDRIA	158,269	161,830
DEPT HEADS	7606	ASSISTANT PRINCIPAL	BONET-OJEDA	DANIEL	145,875	148,793
DEPT HEADS	7606	ASSISTANT PRINCIPAL	BONILLA	MYRTA	132,330	135,307
DEPT HEADS	7605	PRINCIPAL	BONORA	MICHELLE	151,955	155,374
DEPT HEADS	7632	PRINCIPAL SPECIAL ASSIGNMENT	BRELAND	SABRINA	153,163	156,609
DEPT HEADS	7606	ASSISTANT PRINCIPAL	BRILLANTE	ANN	131,122	134,072
DEPT HEADS	7606	ASSISTANT PRINCIPAL	BROWN	NICOLE	128,844	134,285
DEPT HEADS	7606	ASSISTANT PRINCIPAL	BROWNING	JULIE	132,330	135,307
DEPT HEADS	7606	ASSISTANT PRINCIPAL	BRUNSON	ANGELA	131,122	134,072
DEPT HEADS	7605	PRINCIPAL	BRUNSON	MONIQUE	152,163	155,587
DEPT HEADS	7606	ASSISTANT PRINCIPAL	CAMARCO	PAUL	123,367	128,727
DEPT HEADS	7606	ASSISTANT PRINCIPAL	CARAZO	KAREN	132,330	135,307
DEPT HEADS	7682	SUPR.YOUTH DEV.& ENGAGMENT	CAROLINA	KERMIT	158,269	161,830
DEPT HEADS	7605	PRINCIPAL	CASS	TARA	150,258	153,639
DEPT HEADS	7606	ASSISTANT PRINCIPAL	CIARCIA	STEPHEN	132,330	135,307
DEPT HEADS	7606	ASSISTANT PRINCIPAL	CLARINO	JENNY	131,122	134,072
DEPT HEADS	7606	ASSISTANT PRINCIPAL	COADY	JAMIE	128,636	134,072
DEPT HEADS	7605	PRINCIPAL	COLEMAN	SEQUELLA	153,163	156,609
DEPT HEADS	7605	PRINCIPAL	CORDERO	HERIBERTO	151,955	155,374
DEPT HEADS	7606	ASSISTANT PRINCIPAL	COURCEY	KERRY	132,330	135,307
DEPT HEADS	7606	ASSISTANT PRINCIPAL	CRISCI	FLORENCE	131,330	134,285
DEPT HEADS	7605	PRINCIPAL	CROCCO	MICHAEL	152,163	155,587
DEPT HEADS	7606	ASSISTANT PRINCIPAL	DANILEY	KIMBERLY	126,771	129,623
DEPT HEADS	7605	PRINCIPAL	DAVIS	ROBERT	149,060	150,925
DEPT HEADS	7605	PRINCIPAL	DENEGRE	KRISTINA	152,163	155,587
DEPT HEADS	7605	PRINCIPAL	DENICOLA	SUSAN	153,163	156,609
DEPT HEADS	7606	ASSISTANT PRINCIPAL	DERWIN	MARY	135,040	138,078
DEPT HEADS	7605	PRINCIPAL	DAH	DAVID	151,955	155,374
DEPT HEADS	7606	ASSISTANT PRINCIPAL	EDMONDS-DUFF	MIA	132,330	135,307
DEPT HEADS	7606	ASSISTANT PRINCIPAL	ELLISON	TIANKO	131,330	134,285
DEPT HEADS	7606	ASSISTANT PRINCIPAL	FLANAGAN	GEORGE	132,330	135,307

Disclaimers:

Staffing roster for salaried positions as of January 2020.

2020-21 salaries are for budget purposes only and compensation is not guaranteed.

Listing does not constitute an offer of continued employment.

Board of Education Staff Roster

Class Name	Job Class Code	Job Class Code Desc.	Last Name	First Name	2019-	2020-
					2020 Salary	2021 Salary
DEPT HEADS	7606	ASSISTANT PRINCIPAL	FOREMAN	EUGENE	131,010	134,285
DEPT HEADS	7611	INTERIM PRINCIPAL/ASST. PRINCI	GANTENBEIN	PATRICIA	119,344	121,731
DEPT HEADS	7605	PRINCIPAL	GARCIA	ROSALIND	153,163	156,609
DEPT HEADS	7605	PRINCIPAL	GETHINGS	MARGARET	153,163	156,609
DEPT HEADS	7605	PRINCIPAL	GRATZ	REBECCA	144,758	148,015
DEPT HEADS	7606	ASSISTANT PRINCIPAL	JENKINS	JENNIFER	129,545	132,460
DEPT HEADS	7605	PRINCIPAL	JOHNSON	EDITH	158,061	161,617
DEPT HEADS	7605	PRINCIPAL	JOHNSON	JOSEPH	150,402	153,786
DEPT HEADS	7605	PRINCIPAL	JONES-GENERETTE	YOLANDA	152,163	155,587
DEPT HEADS	7606	ASSISTANT PRINCIPAL	JOYNER	MONICA	132,330	135,307
DEPT HEADS	7605	PRINCIPAL	KALISZEWSKI	SANDRA	151,955	155,374
DEPT HEADS	7611	INTERIM PRINCIPAL/ASST. PRINCI	MANGHNANI	ROBERT	118,565	120,936
DEPT HEADS	7605	PRINCIPAL	MATTERN	KATHLEEN	153,163	156,609
DEPT HEADS	7605	PRINCIPAL	MCCAIN	ROBERT	150,268	153,649
DEPT HEADS	7606	ASSISTANT PRINCIPAL	MCCARTHY	THOMAS	144,758	148,015
DEPT HEADS	7605	PRINCIPAL	MENACHO	LUIS	152,163	155,587
DEPT HEADS	7606	ASSISTANT PRINCIPAL	MIGLIORE	AMY	133,267	135,932
DEPT HEADS	7606	ASSISTANT PRINCIPAL	MITCHELL	TINA	123,679	126,771
DEPT HEADS	7606	ASSISTANT PRINCIPAL	MORALES	MONICA	126,919	132,840
DEPT HEADS	7606	ASSISTANT PRINCIPAL	MOSELEY	JAMES	131,122	134,072
DEPT HEADS	7605	PRINCIPAL	NATALINO	DINA	150,378	153,762
DEPT HEADS	7605	PRINCIPAL	NATHMAN	GRACE	153,163	156,609
DEPT HEADS	7606	ASSISTANT PRINCIPAL	NGUYEN	JOHN	131,330	134,285
DEPT HEADS	7606	ASSISTANT PRINCIPAL	PARIS-COOPER	STEPHANIE	131,122	134,072
DEPT HEADS	7605	PRINCIPAL	PARRISH	ZAKIA	158,926	162,502
DEPT HEADS	7606	ASSISTANT PRINCIPAL	PEREZ	YESENIA	126,280	131,663
DEPT HEADS	7605	PRINCIPAL	PERRONE	NICHOLAS	152,700	156,136
DEPT HEADS	7606	ASSISTANT PRINCIPAL	PILLINER	GARFIELD	131,122	134,072
DEPT HEADS	7606	ASSISTANT PRINCIPAL	POTOCKSKY	MARC	131,122	134,072
DEPT HEADS	7605	PRINCIPAL	RAMOS	JAIME	152,163	155,587
DEPT HEADS	7681	INTERIM COORDINATOR 10 MOS	RAUCH	TIFFANY	121,472	123,901
DEPT HEADS	7606	ASSISTANT PRINCIPAL	RIZZO	ANDREA	128,766	131,663
DEPT HEADS	7605	PRINCIPAL	ROBLEE	LAURA	151,955	155,374
DEPT HEADS	7606	ASSISTANT PRINCIPAL	RODRIGUEZ	MARISOL	121,129	123,552
DEPT HEADS	7605	PRINCIPAL	RUSSELL BECK	KATHY	152,163	155,587
DEPT HEADS	7605	PRINCIPAL	SPENCE	DIANNE	153,163	156,609
DEPT HEADS	7605	PRINCIPAL	STANCARONE	LESLEY	153,163	156,609
DEPT HEADS	7605	PRINCIPAL	STEPHENSON	DEREK	130,911	136,544
DEPT HEADS	7606	ASSISTANT PRINCIPAL	STOLZMAN	KARISSA	116,570	118,901
DEPT HEADS	7606	ASSISTANT PRINCIPAL	SWEETING	MARK	129,545	132,460
DEPT HEADS	7606	ASSISTANT PRINCIPAL	TARKA	JOHN	126,939	132,337
DEPT HEADS	7606	ASSISTANT PRINCIPAL	THOMAS	CASSANDRA	126,280	131,663
DEPT HEADS	7605	PRINCIPAL	TRUE	SHAWN	152,163	155,587
DEPT HEADS	7606	ASSISTANT PRINCIPAL	VOISINE	SCOTT	131,122	134,072
DEPT HEADS	7681	INTERIM COORDINATOR 10 MOS	WAJNOWSKI	DANIEL	109,692	111,886
DEPT HEADS	7606	ASSISTANT PRINCIPAL	WALKER	TONI	144,758	148,015
DEPT HEADS	7605	PRINCIPAL	WEBB	JULIA	117,100	119,735
DEPT HEADS	7606	ASSISTANT PRINCIPAL	WELFARE	HARRY	132,330	135,307
DEPT HEADS	7606	ASSISTANT PRINCIPAL	WHITE DEPRIEST	LESLIE	131,330	134,285
DEPT HEADS	7606	ASSISTANT PRINCIPAL	WILSON	KIMBERLY	123,367	128,727
DEPT HEADS	7605	PRINCIPAL	WORTHY	GLEN	158,269	161,830
DEPT HEADS	7606	ASSISTANT PRINCIPAL	YUHAS	ERIC	132,330	135,307
DROP OUT	7329	DROP OUT PREVENTION (261 DAYS)	AFANADOR	LUZ	44,457	45,568
DROP OUT	7329	DROP OUT PREVENTION (261 DAYS)	ARROYO	RAMONITA	44,457	45,568
DROP OUT	7329	DROP OUT PREVENTION (261 DAYS)	ATKINSON	RONALD	48,109	49,312
DROP OUT	5783	ASST.DROPOUT&TRUANCY PREV COOR	BLANGO	CHARLES	69,028	70,754
DROP OUT	7329	DROP OUT PREVENTION (261 DAYS)	CARTHENS	EARL	48,109	49,312
DROP OUT	7329	DROP OUT PREVENTION (261 DAYS)	CRESPO	MELVIN	48,109	49,312
DROP OUT	7329	DROP OUT PREVENTION (261 DAYS)	DUPREE	D'ANDRE	48,109	49,312
DROP OUT	7329	DROP OUT PREVENTION (261 DAYS)	FLORES	JENE	44,457	45,568
DROP OUT	7329	DROP OUT PREVENTION (261 DAYS)	FOX	MICHAEL	44,457	45,568
DROP OUT	7329	DROP OUT PREVENTION (261 DAYS)	MOODY	AARON	44,457	45,568
DROP OUT	7329	DROP OUT PREVENTION (261 DAYS)	MYRICK	JAMARR	44,457	45,568
DROP OUT	7329	DROP OUT PREVENTION (261 DAYS)	NEWTON	JAMES	48,109	49,312
DROP OUT	7329	DROP OUT PREVENTION (261 DAYS)	SEPULVEDA	MICHELLE	44,457	45,568
DROP OUT	7329	DROP OUT PREVENTION (261 DAYS)	SLADE	REGINALD	48,109	49,312
DROP OUT	7329	DROP OUT PREVENTION (261 DAYS)	SUTTON	CECIL	44,457	45,568
DROP OUT	7329	DROP OUT PREVENTION (261 DAYS)	TORRES	DANIA	44,457	45,568
DROP OUT	7329	DROP OUT PREVENTION (261 DAYS)	WALLACE-HOWARD	HOPE	48,109	49,312
IND COSTS	6702	ACCOUNT CLERK IV	MOORE	BRENDA	53,169	54,498

Disclaimers:

Staffing roster for salaried positions as of January 2020.

2020-21 salaries are for budget purposes only and compensation is not guaranteed.

Listing does not constitute an offer of continued employment.

Board of Education Staff Roster

Class Name	Job Class Code	Job Class Code Desc.	Last Name	First Name	2019-2020 Salary	2020-2021 Salary
MANAGEMENT	5119	MANAGEMENT ANALYST IV	BARNES	KAREN	62,781	64,351
MANAGEMENT	6885	COMP LAB TECH COORD 10M 884	BARNETT	TYLER	45,757	46,901
MANAGEMENT	5800	ACCOUNTANT IV (BD OF ED)	BENEVENTO	LAURA	81,646	83,687
MANAGEMENT	6805	ADMIN ASST BOE 12M 884	BERRIOS	ZORAIDA	47,838	49,034
MANAGEMENT	5709	SCHOOL BUSINESS MANAGER-10 MOS	BETHKE	JOHN	50,282	51,539
MANAGEMENT	6805	ADMIN ASST BOE 12M 884	BILLINGS	DANA	45,826	46,972
MANAGEMENT	5736	SCHOOL SECURITY WORKER I	BIRT	STARR	57,177	58,606
MANAGEMENT	5710	CAFETERIA MANAGER I BOE	BYRD	KRIMA	65,654	67,295
MANAGEMENT	0983	DIRECTOR OF FOOD SERVICES	CAIRNS SHARRY	GAIL	135,140	138,519
MANAGEMENT	5713	CHIEF AUDITOR BOE	CARANGELO	CARL	83,613	85,703
MANAGEMENT	6806	ADMIN ASST BOE 10M SF 884	CARDONA	DOLLY	38,950	39,924
MANAGEMENT	5631	ACCOUNTING MANAGER	CASEY	ANN	81,646	83,687
MANAGEMENT	5806	HEALTH COORD. BOE-SBHC	CHARLES	KRISSANN	66,226	67,882
MANAGEMENT	5179	CHIEF PAYROLL AUDITOR BOE	CONSTANCE	NIKKI	66,226	67,882
MANAGEMENT	5937	PROJECT LEADER B.O.E.	CUSSON	ROBERT	84,254	86,360
MANAGEMENT	5709	SCHOOL BUSINESS MANAGER-10 MOS	DEAN	DEBORAH	47,886	49,083
MANAGEMENT	5726	GRANTS MANAGER BOE	DEMAIO	PATRICIA	83,180	85,260
MANAGEMENT	7344	PROJ.COOR/PARENT ENGMNT GCTR	DIAZ	DANIEL	84,254	86,360
MANAGEMENT	7343	FAM.&COMMUNITY RESOURCE COORD.	DOUGLAS-GIVAN	VERONICA	63,213	64,793
MANAGEMENT	7342	SCHOOL READINESS COORDINATOR	DUCLOS	DENISE	86,921	89,094
MANAGEMENT	5571	CAREER SVS. OFFICE COORDINATOR	DUNLAP	CORTNEY	77,793	79,738
MANAGEMENT	5714	EXTENDED SCHOOL HRS PROG. COOR	EDWARDS	ARTHUR	66,707	68,375
MANAGEMENT	5792	PROJECT DIR. BOE-HEADSTART	FAIRFAX	TRACI	77,101	79,028
MANAGEMENT	6885	COMP LAB TECH COORD 10M 884	FESTA	WAYNE	47,683	48,875
MANAGEMENT	5724	FISCAL OFFICER	GARDNER	LILLIAN	81,646	83,687
MANAGEMENT	5789	ADMINISTRATIVE ANALYST II BOE	GARIPOVA	LILIYA	49,423	50,659
MANAGEMENT	5710	CAFETERIA MANAGER I BOE	GELINAS	DAVID	65,654	67,295
MANAGEMENT	5724	FISCAL OFFICER	GOLDSOON	RONJA	62,781	64,351
MANAGEMENT	5789	ADMINISTRATIVE ANALYST II BOE	GRIFFIN	DANA	47,122	48,300
MANAGEMENT	5788	CENTRAL OFC.BUSINESS DIRECTOR	HANNANS	LINDA	107,031	109,707
MANAGEMENT	5792	PROJECT DIR. BOE-HEADSTART	HARVEY	CATHERINE	77,101	79,028
MANAGEMENT	5727	ASST DIR HEAD START	HERNANDEZ	KAUANEEKEE	88,956	91,180
MANAGEMENT	5710	CAFETERIA MANAGER I BOE	HOUSE	MARY JANE	72,620	74,436
MANAGEMENT	5709	SCHOOL BUSINESS MANAGER-10 MOS	HOWARD	TONYA	45,493	46,630
MANAGEMENT	5731	PARENT INVOLVEMENT COORDINATOR	HUNTER	AUGUSTINE	49,927	51,175
MANAGEMENT	5709	SCHOOL BUSINESS MANAGER-10 MOS	JEAN PAUL	MYRIAM	47,886	49,083
MANAGEMENT	6805	ADMIN ASST BOE 12M 884	JOHNSON	EVE	45,826	46,972
MANAGEMENT	6805	ADMIN ASST BOE 12M 884	JONES	DONNA	44,004	45,104
MANAGEMENT	7728	STUDENT SERVICES DATA COORD.	JOSEPH	JENNIFER	54,158	55,512
MANAGEMENT	5568	YOUTH DEVELOPMENT COORDINATOR	JOYNER	EDWARD	57,037	58,463
MANAGEMENT	5937	PROJECT LEADER B.O.E.	KOPCIK	JAMES	59,408	60,893
MANAGEMENT	5789	ADMINISTRATIVE ANALYST II BOE	LAWSON	DEBORAH	60,338	61,846
MANAGEMENT	7725	SOCIAL SERVICES COORD. BI-WKLY	LEPRI	PAUL	69,674	71,416
MANAGEMENT	5824	FISCAL OFFICER BI-WEEKLY	LOPEZ	JUBALIZ	59,912	61,410
MANAGEMENT	5751	STUDENT INFORMATION ANALYST	MAZARIS	CHRISTINA	60,051	61,552
MANAGEMENT	5788	CENTRAL OFC.BUSINESS DIRECTOR	MAZYCK-UZUKA	JUANITA	96,686	99,103
MANAGEMENT	5811	H.R. GENERALIST	MCCREA	SHENIQUIA	57,463	58,900
MANAGEMENT	5923	FISCAL ACCOUNTS SPEC. BOE 884	MCCUTCHEN-HILL	TRACEY	54,167	55,521
MANAGEMENT	5776	COORD. OF EDUCATION TECHNOLOGY	MCDONNELL	LARRY	96,686	99,103
MANAGEMENT	6885	COMP LAB TECH COORD 10M 884	MCFARLANE	VALYNNE	47,683	48,875
MANAGEMENT	5710	CAFETERIA MANAGER I BOE	MCMILLIAN	EDWARD	72,620	74,436
MANAGEMENT	5709	SCHOOL BUSINESS MANAGER-10 MOS	MELBOURNE	JULIA	37,348	38,282
MANAGEMENT	6805	ADMIN ASST BOE 12M 884	MOORE	SHARON	44,004	45,104
MANAGEMENT	5787	AQUACULTURE TECHNICIAN 12MO	MULLEN	ALYSA	49,134	50,362
MANAGEMENT	5779	FAMILY LITERACY COORDINATOR	PADILLA-DECHALUS	CARMEN	49,554	50,793
MANAGEMENT	7725	SOCIAL SERVICES COORD. BI-WKLY	PEARSON-PINCKNEY	ESTHER	69,674	71,416
MANAGEMENT	5709	SCHOOL BUSINESS MANAGER-10 MOS	PEPE	JILL	37,348	38,282
MANAGEMENT	5165	ACCOUNTANT IV	PEREZ	LUZ	66,226	67,882
MANAGEMENT	5775	COMP.LAB TECH/COORDINATOR 12MO	PEREZ	REYNALDO	79,159	81,138
MANAGEMENT	5803	HEALTH CLINICS COORDINATOR BOE	PETERS	SUSAN	111,916	114,714
MANAGEMENT	5709	SCHOOL BUSINESS MANAGER-10 MOS	PITTMAN	JOYOUS	47,886	49,083
MANAGEMENT	5710	CAFETERIA MANAGER I BOE	PRESCOTT	DAVID	76,355	78,264
MANAGEMENT	5634	FACILITIES MANAGER/FIELDHOUSE	RAFFERTY	ROBERT	72,477	73,927
MANAGEMENT	5568	YOUTH DEVELOPMENT COORDINATOR	REDENTE	FRANK	54,158	55,512
MANAGEMENT	7331	ASST SOCIAL SERVICES COORD	RIVERA	JENNIFER	44,818	45,938
MANAGEMENT	5736	SCHOOL SECURITY WORKER I	ROSARBO	RONALD	51,648	52,939
MANAGEMENT	7729	DISTRICT SCHOOL CLIMATE COORD.	ROSS-LEE	CAROLYN	84,254	86,360
MANAGEMENT	5808	SPEC.ASST/DEP.SUPT GATEWAY CTR	SANCHEZ	CYNTHIA	65,580	67,220
MANAGEMENT	5810	CAFETERIA MGR/DIETICIAN 12 MOS	SHIELDS	DANIEL	84,254	86,360
MANAGEMENT	5202	INFO TECH DIRECTOR	SITARU	SABINA	122,831	125,902

Disclaimers:

Staffing roster for salaried positions as of January 2020.

2020-21 salaries are for budget purposes only and compensation is not guaranteed.

Listing does not constitute an offer of continued employment.

Board of Education Staff Roster

Class Name	Job Class Code	Job Class Code Desc.	Last Name	First Name	2019-2020 Salary	2020-2021 Salary
MANAGEMENT	5709	SCHOOL BUSINESS MANAGER-10 MOS	STEVENSON	JENNIFER	50,282	51,539
MANAGEMENT	5709	SCHOOL BUSINESS MANAGER-10 MOS	SUGGS	ANTHONY	37,348	38,282
MANAGEMENT	5131	OFFICE MANAGER	SUGGS	DERRICKA	57,177	58,606
MANAGEMENT	6885	COMP LAB TECH COORD 10M 884	TROXLER	MELODY	52,363	53,672
MANAGEMENT	5709	SCHOOL BUSINESS MANAGER-10 MOS	WEYEL	JOSEPHINE	37,348	38,282
MANAGEMENT	5812	MAGNET SCHOOL RECRUIT.COORD.	WYNN	WILLIAM	72,620	74,436
MANAGEMENT	6885	COMP LAB TECH COORD 10M 884	YOUNGER	BRYAN	45,757	46,901
MANAGEMENT	5736	SCHOOL SECURITY WORKER I	ZAYAS	ANGELITA	57,177	58,606
OTHER PRSN	6805	ADMIN ASST BOE 12M 884	ADKINS	JORDAN	43,085	44,162
OTHER PRSN	5970	SITE COORDINATOR 884	BETANCUR	LUZ	43,544	44,633
OTHER PRSN	5568	YOUTH DEVELOPMENT COORDINATOR	BOSLEY	HARRY	54,158	55,512
OTHER PRSN	7326	SOCIAL WORKER 12 MONTHS	BRADFORD	SHARON	44,457	45,568
OTHER PRSN	5563	SOCIAL WORKER 10 MONTHS	BROGDON	ARLICE	38,572	39,536
OTHER PRSN	5970	SITE COORDINATOR 884	BROWN	ELISHA	48,091	49,293
OTHER PRSN	5563	SOCIAL WORKER 10 MONTHS	CARSON	MARILYN	38,572	39,536
OTHER PRSN	5568	YOUTH DEVELOPMENT COORDINATOR	ESDAILE	SCOT	57,037	58,463
OTHER PRSN	5970	SITE COORDINATOR 884	GAY	LENSLEY	43,544	44,633
OTHER PRSN	5970	SITE COORDINATOR 884	GREEN	TAMRA	43,544	44,633
OTHER PRSN	5568	YOUTH DEVELOPMENT COORDINATOR	JOHNSON-JINKS	TRAVIS	54,158	55,512
OTHER PRSN	5563	SOCIAL WORKER 10 MONTHS	LANGLEY	LISA	43,562	44,651
OTHER PRSN	7354	BOE NURSE 10 MOS. A200	LAZARUS	NYESHA	52,266	53,573
OTHER PRSN	7326	SOCIAL WORKER 12 MONTHS	LOPEZ-BRODERICK	LUZ	44,457	45,568
OTHER PRSN	5970	SITE COORDINATOR 884	MARMOLEJOS	GRECIA	43,544	44,633
OTHER PRSN	7347	BOARD OF ED. NURSE - 12 MOS	MONCREASE	JEANINE	69,305	71,038
OTHER PRSN	5568	YOUTH DEVELOPMENT COORDINATOR	ROBINSON	CEDRIC	54,158	55,512
OTHER PRSN	5809	FAM.RES.CTR.PROG.ADMINISTRATOR	RODRIGUEZ	LYSIE	66,226	67,882
OTHER PRSN	5568	YOUTH DEVELOPMENT COORDINATOR	WANZIE	DENNIS	54,158	55,512
OTHER PRSN	5742	FAMILY EDUCATOR 12 MONTHS	YOUNG	KEITH	41,715	42,758
PARA PROFS	7346	ASST TEACHER PRE-K 21PP	AARDEMA-HILL	KATHRYN	28,370	29,079
PARA PROFS	7318	ASST TEACHER PRE K/SPEC. ED 21	ABEBE	ELIZABETH	22,313	22,871
PARA PROFS	7300	ASST TEACHER KDG 21PP	ACETO	PATRICIA	23,771	24,365
PARA PROFS	7301	ASST TEACHER GRADE 1 21PP	ACKERMAN	MARIE	28,370	29,079
PARA PROFS	7317	PARENT LIAISON WORKER 21PP	ACUNA-TORRES	CARMEN	33,798	34,643
PARA PROFS	7300	ASST TEACHER KDG 21PP	ADAMS	TIFFANY	22,313	22,871
PARA PROFS	7310	ASST TEACHER S/ED AGES K-8 21P	ALEXANDER	CHERYL	22,313	22,871
PARA PROFS	7346	ASST TEACHER PRE-K 21PP	ALMODOVAR	EMMANUEL	22,313	22,871
PARA PROFS	7310	ASST TEACHER S/ED AGES K-8 21P	ALSTON	ALBERT	25,243	25,874
PARA PROFS	7312	ASST TEACHER HEAD START 21PP	ALVIS ALVARADO	ROSA	22,313	22,871
PARA PROFS	7300	ASST TEACHER KDG 21PP	ANDERSON	MARIA	22,313	22,871
PARA PROFS	7302	ASST TEACHER GRADE 2 21PP	ANDRADE	JOAQUINA	28,370	29,079
PARA PROFS	7316	OUTREACH WORKER 21PP	ANDRADE	LISSETTE	28,370	29,079
PARA PROFS	7361	ASST TEACHER-SPECIAL EDUC. 21P	ANES	MICHELLE	22,313	22,871
PARA PROFS	7310	ASST TEACHER S/ED AGES K-8 21P	ARCOVITCH	DONNA MARIE	23,771	24,365
PARA PROFS	7310	ASST TEACHER S/ED AGES K-8 21P	ARISTIDE	SAMUEL	22,313	22,871
PARA PROFS	7310	ASST TEACHER S/ED AGES K-8 21P	ATKINSON-GREEN	TAMMIKA	22,313	22,871
PARA PROFS	7310	ASST TEACHER S/ED AGES K-8 21P	AVILES	JANET	22,313	22,871
PARA PROFS	7310	ASST TEACHER S/ED AGES K-8 21P	AYALA	ELIZABETH	22,313	22,871
PARA PROFS	7301	ASST TEACHER GRADE 1 21PP	BACOTE	DAWN	22,313	22,871
PARA PROFS	7359	STUDENT RETENTION SPEC. 21PP	BAEZ	EDWIN	35,299	36,181
PARA PROFS	7313	HEAD START TEACHER 21PP	BAEZ	RAQUEL	42,125	43,389
PARA PROFS	7346	ASST TEACHER PRE-K 21PP	BAILEY	ALONDA	22,313	22,871
PARA PROFS	7348	HEAD TEACHER SCHOOL READI. 21P	BAILEY	LAVETTA	28,370	29,079
PARA PROFS	7300	ASST TEACHER KDG 21PP	BALDINO	ROBIN	22,313	22,871
PARA PROFS	7300	ASST TEACHER KDG 21PP	BALLARD	CYNTHIA	22,313	22,871
PARA PROFS	7300	ASST TEACHER KDG 21PP	BALLARD	GEORGIA	23,771	24,365
PARA PROFS	7300	ASST TEACHER KDG 21PP	BARRIO	CHANTAL	22,313	22,871
PARA PROFS	7317	PARENT LIAISON WORKER 21PP	BEATON	CHRISTIE LYNN	33,798	34,643
PARA PROFS	7310	ASST TEACHER S/ED AGES K-8 21P	BECK	JARRAD	23,771	24,365
PARA PROFS	7301	ASST TEACHER GRADE 1 21PP	BELL	SAIGE	22,313	22,871
PARA PROFS	7310	ASST TEACHER S/ED AGES K-8 21P	BENEVENTO	PEGGY	28,370	29,079
PARA PROFS	7358	ASST TEACHER S/ED HIGH SCH.21P	BENSON	JOAN	22,313	22,871
PARA PROFS	7301	ASST TEACHER GRADE 1 21PP	BENTLEY	MARY	23,771	24,365
PARA PROFS	7301	ASST TEACHER GRADE 1 21PP	BERRIOS	GEOCONDA	23,771	24,365
PARA PROFS	7314	COMMUNITY RELATIONS WORKER 21P	BETHKE	STEPHEN	28,370	29,079
PARA PROFS	7301	ASST TEACHER GRADE 1 21PP	BLACKWELL	DORIS	22,313	22,871
PARA PROFS	7312	ASST TEACHER HEAD START 21PP	BLUE	ROSALIE	22,313	22,871
PARA PROFS	7319	ASST TEACHER BILINGUAL GR 1 21	BONILLA	MARIA	25,243	25,874
PARA PROFS	7310	ASST TEACHER S/ED AGES K-8 21P	BOONE	TASHA	22,313	22,871
PARA PROFS	7310	ASST TEACHER S/ED AGES K-8 21P	BORDEAUX	LATONYA	22,313	22,871
PARA PROFS	7358	ASST TEACHER S/ED HIGH SCH.21P	BOYD	RODNEY	28,370	29,079

Disclaimers:

Staffing roster for salaried positions as of January 2020.

2020-21 salaries are for budget purposes only and compensation is not guaranteed.

Listing does not constitute an offer of continued employment.

Board of Education Staff Roster

Class Name	Job Class Code	Job Class Code Desc.	Last Name	First Name	2019-2020 Salary	2020-2021 Salary
PARA PROFS	7300	ASST TEACHER KDG 21PP	BRANHAM	TANYA	22,313	22,871
PARA PROFS	7310	ASST TEACHER S/ED AGES K-8 21P	BRANTLEY	VERONICA	28,370	29,079
PARA PROFS	7358	ASST TEACHER S/ED HIGH SCH.21P	BRELAND	BYRON	22,313	22,871
PARA PROFS	7312	ASST TEACHER HEAD START 21PP	BREVARD	JANICE	22,313	22,871
PARA PROFS	7310	ASST TEACHER S/ED AGES K-8 21P	BROCK	RAMONA	22,313	22,871
PARA PROFS	7310	ASST TEACHER S/ED AGES K-8 21P	BROWN	APRIL	28,370	29,079
PARA PROFS	7359	STUDENT RETENTION SPEC. 21PP	BROWN	DARRELL	34,098	34,950
PARA PROFS	7300	ASST TEACHER KDG 21PP	BROWN	IVANA	22,313	22,871
PARA PROFS	7358	ASST TEACHER S/ED HIGH SCH.21P	BROWN	TROY	22,313	22,871
PARA PROFS	7311	ASST TEACHER BILINGUAL KDG 21P	BRUNO	ANA	22,313	22,871
PARA PROFS	7310	ASST TEACHER S/ED AGES K-8 21P	BURGOS	DIGNA	23,771	24,365
PARA PROFS	7313	HEAD START TEACHER 21PP	BURGOS	HECTOR	42,125	43,389
PARA PROFS	7358	ASST TEACHER S/ED HIGH SCH.21P	BURGOS	SANDRA	22,313	22,871
PARA PROFS	7338	ASST TEACHER HIGH SCHOOL 21PP	BURKETT	JONNEE	23,771	24,365
PARA PROFS	7358	ASST TEACHER S/ED HIGH SCH.21P	BURTON	JANET	22,313	22,871
PARA PROFS	7301	ASST TEACHER GRADE 1 21PP	CABRERA	ANAIDA	22,313	22,871
PARA PROFS	7301	ASST TEACHER GRADE 1 21PP	CADET	ESTHER	23,771	24,365
PARA PROFS	7355	ASST TEACHER S/ED AGES 3-5 21P	CADORE	NAKISHA	22,313	22,871
PARA PROFS	7310	ASST TEACHER S/ED AGES K-8 21P	CAMERA	NICHOLAS	22,313	22,871
PARA PROFS	7300	ASST TEACHER KDG 21PP	CAMPBELL-HUDSON	LISA	28,370	29,079
PARA PROFS	7300	ASST TEACHER KDG 21PP	CANDELA	JEANNE	25,243	25,874
PARA PROFS	7346	ASST TEACHER PRE-K 21PP	CANNON	SHIRLEY	22,313	22,871
PARA PROFS	7346	ASST TEACHER PRE-K 21PP	CARDO	CYNTHIA	23,771	24,365
PARA PROFS	7310	ASST TEACHER S/ED AGES K-8 21P	CARMON	HAZ	22,313	22,871
PARA PROFS	7312	ASST TEACHER HEAD START 21PP	CARO	KATHERINE	22,313	22,871
PARA PROFS	7300	ASST TEACHER KDG 21PP	CAROLAN	CASSANDRA	22,313	22,871
PARA PROFS	7357	ASST TEACHER PRE-K-4 21PP	CAROLINA	MALYK	22,313	22,871
PARA PROFS	7346	ASST TEACHER PRE-K 21PP	CARON GOODWIN	JESSICA	22,313	22,871
PARA PROFS	7349	ASST TEACHER SCHOOL READI.21PP	CARPENTER	MARGARET	23,771	24,365
PARA PROFS	7313	HEAD START TEACHER 21PP	CARRASQUILLO	IRENE	38,918	40,086
PARA PROFS	7300	ASST TEACHER KDG 21PP	CAVER	LAWANDA	22,313	22,871
PARA PROFS	7358	ASST TEACHER S/ED HIGH SCH.21P	CENERI	MARISA	22,313	22,871
PARA PROFS	7301	ASST TEACHER GRADE 1 21PP	CHAMBERS	CLAUDINE	28,370	29,079
PARA PROFS	7300	ASST TEACHER KDG 21PP	CHAMBERS	YASHIKA	22,313	22,871
PARA PROFS	7301	ASST TEACHER GRADE 1 21PP	CHASE	DIANE	22,313	22,871
PARA PROFS	7349	ASST TEACHER SCHOOL READI.21PP	CHUMPITAZ	MARYLIN	22,313	22,871
PARA PROFS	7310	ASST TEACHER S/ED AGES K-8 21P	CINTRON	JOSE	23,771	24,365
PARA PROFS	7312	ASST TEACHER HEAD START 21PP	CINTRON	SONIA	28,370	29,079
PARA PROFS	7300	ASST TEACHER KDG 21PP	CIVITILLO	SHELLEY	22,313	22,871
PARA PROFS	7313	HEAD START TEACHER 21PP	CLAUDIO	MARTHA	38,918	40,086
PARA PROFS	7346	ASST TEACHER PRE-K 21PP	CODNER	CHRISTINE	22,313	22,871
PARA PROFS	7338	ASST TEACHER HIGH SCHOOL 21PP	COHEN	DAVID	28,370	29,079
PARA PROFS	7301	ASST TEACHER GRADE 1 21PP	COLEMAN	ALICE	25,243	25,874
PARA PROFS	7346	ASST TEACHER PRE-K 21PP	CONSIGLIO	ANTHONY	22,313	22,871
PARA PROFS	7356	ASST TEACHER PRE-K-3 21PP	COPPOLA	FRANK	22,313	22,871
PARA PROFS	7300	ASST TEACHER KDG 21PP	COPPOLA	RAMONA	22,313	22,871
PARA PROFS	7313	HEAD START TEACHER 21PP	CORNIEL	MARTA	42,125	43,389
PARA PROFS	7300	ASST TEACHER KDG 21PP	CORTES	MARIA	22,313	22,871
PARA PROFS	7301	ASST TEACHER GRADE 1 21PP	COWARD	MONIQUE	28,370	29,079
PARA PROFS	7361	ASST TEACHER-SPECIAL EDUC. 21P	CUNNINGHAM	SHONEACE	22,313	22,871
PARA PROFS	7301	ASST TEACHER GRADE 1 21PP	CUSACK	DENISE	22,313	22,871
PARA PROFS	7310	ASST TEACHER S/ED AGES K-8 21P	D'ANGELO	JOANNE	25,243	25,874
PARA PROFS	7346	ASST TEACHER PRE-K 21PP	DANIELS	DEBORAH	22,313	22,871
PARA PROFS	7300	ASST TEACHER KDG 21PP	DAVENPORT	LYGIA	22,313	22,871
PARA PROFS	7318	ASST TEACHER PRE K/SPEC. ED 21	DAVIS	EVANGELINE	22,313	22,871
PARA PROFS	7317	PARENT LIAISON WORKER 21PP	DAVIS	LORAIN	33,798	34,643
PARA PROFS	7346	ASST TEACHER PRE-K 21PP	DAVIS	MELISSA	22,313	22,871
PARA PROFS	7361	ASST TEACHER-SPECIAL EDUC. 21P	DAVIS	TONI	25,243	25,874
PARA PROFS	7301	ASST TEACHER GRADE 1 21PP	DAVIS-JOSEPHS	MARCIA	22,313	22,871
PARA PROFS	7346	ASST TEACHER PRE-K 21PP	DEANGELO	MICHELLE	22,313	22,871
PARA PROFS	7361	ASST TEACHER-SPECIAL EDUC. 21P	DECAPUA	FRANCIS	22,313	22,871
PARA PROFS	7319	ASST TEACHER BILINGUAL GR 1 21	DELACRUZ	NURYS	28,370	29,079
PARA PROFS	7318	ASST TEACHER PRE K/SPEC. ED 21	DELGADO	CATERINE	25,243	25,874
PARA PROFS	7310	ASST TEACHER S/ED AGES K-8 21P	DELUCIA	LINDA	28,370	29,079
PARA PROFS	7346	ASST TEACHER PRE-K 21PP	DIAZ	NOEMI	22,313	22,871
PARA PROFS	7361	ASST TEACHER-SPECIAL EDUC. 21P	DIBRINO	CLAUDIA	22,313	22,871
PARA PROFS	7310	ASST TEACHER S/ED AGES K-8 21P	DIGIOIA	KATHLEEN	22,313	22,871
PARA PROFS	7301	ASST TEACHER GRADE 1 21PP	DIPIETRO	DEBORAH	23,771	24,365
PARA PROFS	7300	ASST TEACHER KDG 21PP	DONOHUE	MARGUERITE	28,370	29,079
PARA PROFS	7310	ASST TEACHER S/ED AGES K-8 21P	DOUGLAS	ADRIANNE	22,313	22,871

Disclaimers:

Staffing roster for salaried positions as of January 2020.

2020-21 salaries are for budget purposes only and compensation is not guaranteed.

Listing does not constitute an offer of continued employment.

Board of Education Staff Roster

Class Name	Job Class Code	Job Class Code Desc.	Last Name	First Name	2019-2020 Salary	2020-2021 Salary
PARA PROFS	7346	ASST TEACHER PRE-K 21PP	DOUGLAS	PATRICIA	28,370	29,079
PARA PROFS	7346	ASST TEACHER PRE-K 21PP	DOWDY	ANITA	22,313	22,871
PARA PROFS	7305	ASST TEACHER GRADE 5 21PP	DUNCAN	ANNALESE	22,313	22,871
PARA PROFS	7360	ASST TEACHER K-3 21PP	DWYER	JESSICA	22,313	22,871
PARA PROFS	7301	ASST TEACHER GRADE 1 21PP	DZUBATY	KATHERINE	22,313	22,871
PARA PROFS	7310	ASST TEACHER S/ED AGES K-8 21P	EDWARDS	TANASIA	22,313	22,871
PARA PROFS	7346	ASST TEACHER PRE-K 21PP	ELKHOULI	HEBA	22,313	22,871
PARA PROFS	7310	ASST TEACHER S/ED AGES K-8 21P	ELLIS	NATALIE	22,313	22,871
PARA PROFS	7310	ASST TEACHER S/ED AGES K-8 21P	ELLIS	RUTH	28,370	29,079
PARA PROFS	7313	HEAD START TEACHER 21PP	ELLISON	MICHAEL	42,125	43,389
PARA PROFS	7310	ASST TEACHER S/ED AGES K-8 21P	ESDAILE	MORGAN	22,313	22,871
PARA PROFS	7346	ASST TEACHER PRE-K 21PP	ESPOSITO	LORI	25,243	25,874
PARA PROFS	7301	ASST TEACHER GRADE 1 21PP	ESPOSITO	MICHAEL	22,313	22,871
PARA PROFS	7320	ASST TEACHER PRE-SCHOOL 21PP	ESTES	ARIEL	23,771	24,365
PARA PROFS	7300	ASST TEACHER KDG 21PP	ESTES	COLLEEN	25,243	25,874
PARA PROFS	7355	ASST TEACHER S/ED AGES 3-5 21P	EVANS	MINNIE	22,313	22,871
PARA PROFS	7310	ASST TEACHER S/ED AGES K-8 21P	FAGIN	VALERIE	22,313	22,871
PARA PROFS	7300	ASST TEACHER KDG 21PP	FAPPIANO	MARIE	22,313	22,871
PARA PROFS	7317	PARENT LIAISON WORKER 21PP	FARROW	NATALIE	33,798	34,643
PARA PROFS	7311	ASST TEACHER BILINGUAL KDG 21P	FERNANDEZ	LESLIE	22,313	22,871
PARA PROFS	7312	ASST TEACHER HEAD START 21PP	FLEMING	SANDRA	22,313	22,871
PARA PROFS	7359	STUDENT RETENTION SPEC. 21PP	FLETCHER	MICHAEL	34,098	34,950
PARA PROFS	7361	ASST TEACHER-SPECIAL EDUC. 21P	FLORES	PREZIOSA	22,313	22,871
PARA PROFS	7301	ASST TEACHER GRADE 1 21PP	FLUKER	WILLIAM	22,313	22,871
PARA PROFS	7310	ASST TEACHER S/ED AGES K-8 21P	FOLEY	LORRAINE	22,313	22,871
PARA PROFS	7316	OUTREACH WORKER 21PP	FONSECA	MARIA	28,370	29,079
PARA PROFS	7313	HEAD START TEACHER 21PP	FORBES	LATOYA	38,918	40,086
PARA PROFS	7312	ASST TEACHER HEAD START 21PP	FORD	ANGELA	28,370	29,079
PARA PROFS	7359	STUDENT RETENTION SPEC. 21PP	FOSTER	SHARONICA	35,299	36,181
PARA PROFS	7346	ASST TEACHER PRE-K 21PP	FOSTER	STEPHANIE	22,313	22,871
PARA PROFS	7301	ASST TEACHER GRADE 1 21PP	FRACASSO	JOAN	28,370	29,079
PARA PROFS	7346	ASST TEACHER PRE-K 21PP	FRANCO	WENDY	23,771	24,365
PARA PROFS	7310	ASST TEACHER S/ED AGES K-8 21P	FRANKLIN	VERA	22,313	22,871
PARA PROFS	7310	ASST TEACHER S/ED AGES K-8 21P	FRASER	EVETT	23,771	24,365
PARA PROFS	7310	ASST TEACHER S/ED AGES K-8 21P	FRAZIER	LORI	22,313	22,871
PARA PROFS	7310	ASST TEACHER S/ED AGES K-8 21P	FREDLAW	BRANDON	22,313	22,871
PARA PROFS	7346	ASST TEACHER PRE-K 21PP	FROSOLONE	KIM	25,243	25,874
PARA PROFS	7348	HEAD TEACHER SCHOOL READI. 21P	FULCHER	RENEE	38,918	40,086
PARA PROFS	7359	STUDENT RETENTION SPEC. 21PP	GADSDEN	TARENA	37,062	37,989
PARA PROFS	7349	ASST TEACHER SCHOOL READI.21PP	GAITHER	SHANA	22,313	22,871
PARA PROFS	7359	STUDENT RETENTION SPEC. 21PP	GAMBARDELLA	ELIZABETH	35,299	36,181
PARA PROFS	7348	HEAD TEACHER SCHOOL READI. 21P	GAMBERDELLA	MARISSA	38,918	40,086
PARA PROFS	7310	ASST TEACHER S/ED AGES K-8 21P	GAMBRELL-MADDEN	BARBARA	23,771	24,365
PARA PROFS	7346	ASST TEACHER PRE-K 21PP	GATISON	CHARISHA	22,313	22,871
PARA PROFS	7361	ASST TEACHER-SPECIAL EDUC. 21P	GIBBONS	MICHELLE	22,313	22,871
PARA PROFS	7361	ASST TEACHER-SPECIAL EDUC. 21P	GIBBS	ASHIA	22,313	22,871
PARA PROFS	7346	ASST TEACHER PRE-K 21PP	GIORDANO	JOY	22,313	22,871
PARA PROFS	7301	ASST TEACHER GRADE 1 21PP	GIVENS	ESTERINA	25,243	25,874
PARA PROFS	7348	HEAD TEACHER SCHOOL READI. 21P	GOLIA	GINA	42,125	43,389
PARA PROFS	7312	ASST TEACHER HEAD START 21PP	GONZALEZ	MARELI	22,313	22,871
PARA PROFS	7355	ASST TEACHER S/ED AGES 3-5 21P	GORE	CHARLES	22,313	22,871
PARA PROFS	7346	ASST TEACHER PRE-K 21PP	GOYENECHEA	ALICIA	28,370	29,079
PARA PROFS	7346	ASST TEACHER PRE-K 21PP	GRAHAM	GLORIA	28,370	29,079
PARA PROFS	7300	ASST TEACHER KDG 21PP	GRAHAM	STACY	28,370	29,079
PARA PROFS	7301	ASST TEACHER GRADE 1 21PP	GRANT	MICHELLE	22,313	22,871
PARA PROFS	7310	ASST TEACHER S/ED AGES K-8 21P	GRATE	CHERYL	22,313	22,871
PARA PROFS	7310	ASST TEACHER S/ED AGES K-8 21P	GRAY	DESTINY	23,771	24,365
PARA PROFS	7359	STUDENT RETENTION SPEC. 21PP	GREEN	ERIC	34,098	34,950
PARA PROFS	7300	ASST TEACHER KDG 21PP	GREENE	IDA	22,313	22,871
PARA PROFS	7357	ASST TEACHER PRE-K-4 21PP	GREENWOOD	ISEE	25,243	25,874
PARA PROFS	7300	ASST TEACHER KDG 21PP	GRIFFIN	ALBERT	28,370	29,079
PARA PROFS	7317	PARENT LIAISON WORKER 21PP	GRIGAS	JESSICA	33,798	34,643
PARA PROFS	7310	ASST TEACHER S/ED AGES K-8 21P	GURLEY	SHEREE	23,771	24,365
PARA PROFS	7355	ASST TEACHER S/ED AGES 3-5 21P	GUZ	DIANE	22,313	22,871
PARA PROFS	7359	STUDENT RETENTION SPEC. 21PP	HAMILTON	VINSTON	35,299	36,181
PARA PROFS	7310	ASST TEACHER S/ED AGES K-8 21P	HAMLETT	BETTY	22,313	22,871
PARA PROFS	7300	ASST TEACHER KDG 21PP	HARDY	ANNIE	22,313	22,871
PARA PROFS	7346	ASST TEACHER PRE-K 21PP	HARDY	DANIENE	22,313	22,871
PARA PROFS	7310	ASST TEACHER S/ED AGES K-8 21P	HARDY	SEAN	23,771	24,365
PARA PROFS	7310	ASST TEACHER S/ED AGES K-8 21P	HARRELL	TAWANNA	23,771	24,365

Disclaimers:

Staffing roster for salaried positions as of January 2020.

2020-21 salaries are for budget purposes only and compensation is not guaranteed.

Listing does not constitute an offer of continued employment.

Board of Education Staff Roster

Class Name	Job Class Code	Job Class Code Desc.	Last Name	First Name	2019-2020 Salary	2020-2021 Salary
PARA PROFS	7310	ASST TEACHER S/ED AGES K-8 21P	HAWKINS	WILLIAM	22,313	22,871
PARA PROFS	7355	ASST TEACHER S/ED AGES 3-5 21P	HAYES	ALISA	22,313	22,871
PARA PROFS	7348	HEAD TEACHER SCHOOL READI. 21P	HEMPHILL	GENITH	42,125	43,389
PARA PROFS	7361	ASST TEACHER-SPECIAL EDUC. 21P	HENNESSY	DAVID	22,313	22,871
PARA PROFS	7316	OUTREACH WORKER 21PP	HERBERT	ERIN	28,370	29,079
PARA PROFS	7300	ASST TEACHER KDG 21PP	HERBERT-OLIVER	SHERRIE	22,313	22,871
PARA PROFS	7300	ASST TEACHER KDG 21PP	HERNANDEZ	AURORA	22,313	22,871
PARA PROFS	7318	ASST TEACHER PRE K/SPEC. ED 21	HERNANDEZ-CASTELLON	TERESA	22,313	22,871
PARA PROFS	7348	HEAD TEACHER SCHOOL READI. 21P	HICKS	ALVENIA	42,125	43,389
PARA PROFS	7320	ASST TEACHER PRE-SCHOOL 21PP	HILLS	RAYQUINER	22,313	22,871
PARA PROFS	7310	ASST TEACHER S/ED AGES K-8 21P	HOBBS	SHEQUERRA	22,313	22,871
PARA PROFS	7310	ASST TEACHER S/ED AGES K-8 21P	HOBSON	MELANIE	22,313	22,871
PARA PROFS	7317	PARENT LIAISON WORKER 21PP	HOLMES	LANITA	33,798	34,643
PARA PROFS	7302	ASST TEACHER GRADE 2 21PP	HOLMES	PATRICIA	22,313	22,871
PARA PROFS	7301	ASST TEACHER GRADE 1 21PP	HOLNESS	HILDA	28,370	29,079
PARA PROFS	7313	HEAD START TEACHER 21PP	HUDSON-STREATER	MICHELLE	42,125	43,389
PARA PROFS	7301	ASST TEACHER GRADE 1 21PP	HUNTER	DANIELLE	23,771	24,365
PARA PROFS	7311	ASST TEACHER BILINGUAL KDG 21P	HURTADO	INGRID	22,313	22,871
PARA PROFS	7346	ASST TEACHER PRE-K 21PP	HURTADO	SONIA	22,313	22,871
PARA PROFS	7346	ASST TEACHER PRE-K 21PP	HWANG	RUTH	23,771	24,365
PARA PROFS	7300	ASST TEACHER KDG 21PP	IDAN	HIYAM	22,313	22,871
PARA PROFS	7301	ASST TEACHER GRADE 1 21PP	IRBY	LE'TANYA	23,771	24,365
PARA PROFS	7310	ASST TEACHER S/ED AGES K-8 21P	ISAAC	SOLOMON	22,313	22,871
PARA PROFS	7310	ASST TEACHER S/ED AGES K-8 21P	JACKSON	EARL	22,313	22,871
PARA PROFS	7340	ASST TEACHER EARLY LEARN.CTR21	JACKSON	TRINA	25,243	25,874
PARA PROFS	7346	ASST TEACHER PRE-K 21PP	JENKINS	SHEMONE	22,313	22,871
PARA PROFS	7300	ASST TEACHER KDG 21PP	JIMENEZ	CHEMIQUE	22,313	22,871
PARA PROFS	7361	ASST TEACHER-SPECIAL EDUC. 21P	JOHNSON	CHANDRA	22,313	22,871
PARA PROFS	7310	ASST TEACHER S/ED AGES K-8 21P	JOINER	JASMIN	22,313	22,871
PARA PROFS	7300	ASST TEACHER KDG 21PP	JONES	DANYEL	23,771	24,365
PARA PROFS	7310	ASST TEACHER S/ED AGES K-8 21P	JONES	JESSICA	22,313	22,871
PARA PROFS	7317	PARENT LIAISON WORKER 21PP	JONES	KATRINA	33,798	34,643
PARA PROFS	7310	ASST TEACHER S/ED AGES K-8 21P	JOYNER	NATHAN	22,313	22,871
PARA PROFS	7346	ASST TEACHER PRE-K 21PP	KAYA	HATICE	22,313	22,871
PARA PROFS	7312	ASST TEACHER HEAD START 21PP	KENION	KHADIJAH	22,313	22,871
PARA PROFS	7357	ASST TEACHER PRE-K-4 21PP	KIERCE	DORIS	22,313	22,871
PARA PROFS	7355	ASST TEACHER S/ED AGES 3-5 21P	KING	KAREN	28,370	29,079
PARA PROFS	7310	ASST TEACHER S/ED AGES K-8 21P	KING	YNOSENCIA	22,313	22,871
PARA PROFS	7310	ASST TEACHER S/ED AGES K-8 21P	KIRWIN	LINDSAY	22,313	22,871
PARA PROFS	7317	PARENT LIAISON WORKER 21PP	KNOX	RAMONA	33,798	34,643
PARA PROFS	7300	ASST TEACHER KDG 21PP	LABAGNARA	LUCIA	28,370	29,079
PARA PROFS	7346	ASST TEACHER PRE-K 21PP	LAFOGG	ANNMARIE	25,243	25,874
PARA PROFS	7346	ASST TEACHER PRE-K 21PP	LAMANO	ANNETTE	23,771	24,365
PARA PROFS	7310	ASST TEACHER S/ED AGES K-8 21P	LAMBERTI	DAWN	22,313	22,871
PARA PROFS	7310	ASST TEACHER S/ED AGES K-8 21P	LAMTAAI	KHADIJA	22,313	22,871
PARA PROFS	7300	ASST TEACHER KDG 21PP	LANGLEY	ALMA	28,370	29,079
PARA PROFS	7301	ASST TEACHER GRADE 1 21PP	LANGLEY	TONY	22,313	22,871
PARA PROFS	7310	ASST TEACHER S/ED AGES K-8 21P	LAPIANA	DONNA	23,771	24,365
PARA PROFS	7300	ASST TEACHER KDG 21PP	LARSON	ALEXANDRA	22,313	22,871
PARA PROFS	7310	ASST TEACHER S/ED AGES K-8 21P	LAVERTY	KATHLEEN	22,313	22,871
PARA PROFS	7301	ASST TEACHER GRADE 1 21PP	LAWRENCE	KEEROME	22,313	22,871
PARA PROFS	7312	ASST TEACHER HEAD START 21PP	LEACH	LINDSEY	22,313	22,871
PARA PROFS	7317	PARENT LIAISON WORKER 21PP	LEE	PARRIS	33,798	34,643
PARA PROFS	7346	ASST TEACHER PRE-K 21PP	LEOTAUD	HYACINTH	22,313	22,871
PARA PROFS	7346	ASST TEACHER PRE-K 21PP	LEWIS	HYVILLIA	22,313	22,871
PARA PROFS	7356	ASST TEACHER PRE-K-3 21PP	LITTLE	DALE	22,313	22,871
PARA PROFS	7313	HEAD START TEACHER 21PP	LITTLE	GLORIA	42,125	43,389
PARA PROFS	7300	ASST TEACHER KDG 21PP	LOBO	ROSALIND	28,370	29,079
PARA PROFS	7356	ASST TEACHER PRE-K-3 21PP	LOMAX	THERESA	22,313	22,871
PARA PROFS	7310	ASST TEACHER S/ED AGES K-8 21P	LONG	TROY	22,313	22,871
PARA PROFS	7312	ASST TEACHER HEAD START 21PP	LOPEZ	LOIDA	28,370	29,079
PARA PROFS	7310	ASST TEACHER S/ED AGES K-8 21P	LOWERY	MAHOGANY	22,313	22,871
PARA PROFS	7300	ASST TEACHER KDG 21PP	LUCATINO	LISA	22,313	22,871
PARA PROFS	7316	OUTREACH WORKER 21PP	LUNA	JENNIFER	28,370	29,079
PARA PROFS	7359	STUDENT RETENTION SPEC. 21PP	LYTLE	REGINALD	33,072	33,899
PARA PROFS	7310	ASST TEACHER S/ED AGES K-8 21P	MACK	DIRMY	22,313	22,871
PARA PROFS	7301	ASST TEACHER GRADE 1 21PP	MAEBRY	MILDRED	23,771	24,365
PARA PROFS	7310	ASST TEACHER S/ED AGES K-8 21P	MAFFUID	PHYLLIS	22,313	22,871
PARA PROFS	7355	ASST TEACHER S/ED AGES 3-5 21P	MAGNUSON	DEBRA	25,243	25,874
PARA PROFS	7355	ASST TEACHER S/ED AGES 3-5 21P	MALDONADO	VIRGINIA	23,771	24,365

Disclaimers:

Staffing roster for salaried positions as of January 2020.

2020-21 salaries are for budget purposes only and compensation is not guaranteed.

Listing does not constitute an offer of continued employment.

Board of Education Staff Roster

Class Name	Job Class Code	Job Class Code Desc.	Last Name	First Name	2019-2020 Salary	2020-2021 Salary
PARA PROFS	7300	ASST TEACHER KDG 21PP	MARCELLUS	MARTINE	22,313	22,871
PARA PROFS	7320	ASST TEACHER PRE-SCHOOL 21PP	MARCUS	NICOLE	38,918	40,086
PARA PROFS	7346	ASST TEACHER PRE-K 21PP	MARRO	DEBRA	22,313	22,871
PARA PROFS	7346	ASST TEACHER PRE-K 21PP	MARTIN	DESIREE	22,313	22,871
PARA PROFS	7312	ASST TEACHER HEAD START 21PP	MARTINEZ	KATRINA	22,313	22,871
PARA PROFS	7301	ASST TEACHER GRADE 1 21PP	MARTINEZ	MAYRA	22,313	22,871
PARA PROFS	7346	ASST TEACHER PRE-K 21PP	MARTINEZ	SADIYYA	22,313	22,871
PARA PROFS	7355	ASST TEACHER S/ED AGES 3-5 21P	MATTEI	CINDY	25,243	25,874
PARA PROFS	7318	ASST TEACHER PRE K/SPEC. ED 21	MCADAMS	SHAKA	22,313	22,871
PARA PROFS	7361	ASST TEACHER-SPECIAL EDUC. 21P	MCCLEAVE	GERALD	22,313	22,871
PARA PROFS	7359	STUDENT RETENTION SPEC. 21PP	MCCLEAVE	GERALD	35,299	36,181
PARA PROFS	7310	ASST TEACHER S/ED AGES K-8 21P	MCCLEAVE	JADA	22,313	22,871
PARA PROFS	7313	HEAD START TEACHER 21PP	MCCOY	MELISSA	42,125	43,389
PARA PROFS	7300	ASST TEACHER KDG 21PP	MCCRAY	LISA	22,313	22,871
PARA PROFS	7301	ASST TEACHER GRADE 1 21PP	MCCREARY	MARILYN	22,313	22,871
PARA PROFS	7317	PARENT LIAISON WORKER 21PP	MCDONNELL	NORA	33,798	34,643
PARA PROFS	7313	HEAD START TEACHER 21PP	MCDUFFIE	BRENDA	42,125	43,389
PARA PROFS	7361	ASST TEACHER-SPECIAL EDUC. 21P	MCDUFFIE	SHARON	28,370	29,079
PARA PROFS	7301	ASST TEACHER GRADE 1 21PP	MCDUFFIE-VINES	RUSSELL	22,313	22,871
PARA PROFS	7310	ASST TEACHER S/ED AGES K-8 21P	MCCLEAN	BRIANA	22,313	22,871
PARA PROFS	7313	HEAD START TEACHER 21PP	MEDERO	HILCIA	42,125	43,389
PARA PROFS	7314	COMMUNITY RELATIONS WORKER 21P	MEDINA	ROXANDA	28,370	29,079
PARA PROFS	7346	ASST TEACHER PRE-K 21PP	MELILLO	MARIA	22,313	22,871
PARA PROFS	7321	HEAD TEACHER/EARLY LEARN.CTR21	MELLALY	IRIS	42,125	43,389
PARA PROFS	7310	ASST TEACHER S/ED AGES K-8 21P	MENCHETTI	RAINA	22,313	22,871
PARA PROFS	7300	ASST TEACHER KDG 21PP	MENDEZ-CLARKE	PAULINE	23,771	24,365
PARA PROFS	7312	ASST TEACHER HEAD START 21PP	MENDOZA	MIRIAM	23,771	24,365
PARA PROFS	7311	ASST TEACHER BILINGUAL KDG 21P	MENESES- CARRETO	BRICEYDA	22,313	22,871
PARA PROFS	7310	ASST TEACHER S/ED AGES K-8 21P	MIDDLETON	GLENN	23,771	24,365
PARA PROFS	7301	ASST TEACHER GRADE 1 21PP	MIKOLIKE	DENISE	22,313	22,871
PARA PROFS	7319	ASST TEACHER BILINGUAL GR 1 21	MITCHELL	AMPARO	23,771	24,365
PARA PROFS	7313	HEAD START TEACHER 21PP	MITCHELL	JENNIFER	42,125	43,389
PARA PROFS	7302	ASST TEACHER GRADE 2 21PP	MITCHELL-WILSON	SANDRA	22,313	22,871
PARA PROFS	7313	HEAD START TEACHER 21PP	MONROE	DYANN	42,125	43,389
PARA PROFS	7301	ASST TEACHER GRADE 1 21PP	MONTALVO	ABIMAEAL	22,313	22,871
PARA PROFS	7358	ASST TEACHER S/ED HIGH SCH.21P	MOORE	GARY	22,313	22,871
PARA PROFS	7346	ASST TEACHER PRE-K 21PP	MOORE	SHARON	28,370	29,079
PARA PROFS	7310	ASST TEACHER S/ED AGES K-8 21P	MOORE-BELL	KAREN	23,771	24,365
PARA PROFS	7355	ASST TEACHER S/ED AGES 3-5 21P	MORANT	KIMBERLY	22,313	22,871
PARA PROFS	7346	ASST TEACHER PRE-K 21PP	MORENO	AMANDA	22,313	22,871
PARA PROFS	7301	ASST TEACHER GRADE 1 21PP	MORRIAR	TINA	22,313	22,871
PARA PROFS	7346	ASST TEACHER PRE-K 21PP	MORRISON	VERONICA	23,771	24,365
PARA PROFS	7319	ASST TEACHER BILINGUAL GR 1 21	MUNIZ	EDGARDO	23,771	24,365
PARA PROFS	7301	ASST TEACHER GRADE 1 21PP	MUOIO	ANTOINETTE	28,370	29,079
PARA PROFS	7301	ASST TEACHER GRADE 1 21PP	MURPHY	MICHAEL	22,313	22,871
PARA PROFS	7300	ASST TEACHER KDG 21PP	MURPHY	RYAN	22,313	22,871
PARA PROFS	7301	ASST TEACHER GRADE 1 21PP	NEAL-PALMER	CHARLENE	23,771	24,365
PARA PROFS	7316	OUTREACH WORKER 21PP	NEGRON	ASHLEY	28,370	29,079
PARA PROFS	7312	ASST TEACHER HEAD START 21PP	NESKO	JANET	22,313	22,871
PARA PROFS	7301	ASST TEACHER GRADE 1 21PP	NEWMAN	ANGELA	28,370	29,079
PARA PROFS	7310	ASST TEACHER S/ED AGES K-8 21P	NEWSOME-SORRELLS	TERRA	22,313	22,871
PARA PROFS	7321	HEAD TEACHER/EARLY LEARN.CTR21	NUNEZ	MIRIAM	38,918	40,086
PARA PROFS	7319	ASST TEACHER BILINGUAL GR 1 21	OCASIO	AGUEDA	22,313	22,871
PARA PROFS	7301	ASST TEACHER GRADE 1 21PP	ODDO	ROSARIA	28,370	29,079
PARA PROFS	7355	ASST TEACHER S/ED AGES 3-5 21P	OKAM	ARRET	23,771	24,365
PARA PROFS	7310	ASST TEACHER S/ED AGES K-8 21P	O'KEEFE	JOHN	23,771	24,365
PARA PROFS	7310	ASST TEACHER S/ED AGES K-8 21P	OLIVERAS	JUDITH	22,313	22,871
PARA PROFS	7300	ASST TEACHER KDG 21PP	O'MARA	JUDITH	23,771	24,365
PARA PROFS	7361	ASST TEACHER-SPECIAL EDUC. 21P	ORTIZ	JODY	22,313	22,871
PARA PROFS	7355	ASST TEACHER S/ED AGES 3-5 21P	OSBORNE	CHARLENE	23,771	24,365
PARA PROFS	7317	PARENT LIAISON WORKER 21PP	OSORIO	CHRISTINE	33,798	34,643
PARA PROFS	7310	ASST TEACHER S/ED AGES K-8 21P	OWENS	CARLA	22,313	22,871
PARA PROFS	7310	ASST TEACHER S/ED AGES K-8 21P	PADUA	PAMELA	25,243	25,874
PARA PROFS	7346	ASST TEACHER PRE-K 21PP	PAPUGA	ALYSSA	22,313	22,871
PARA PROFS	7310	ASST TEACHER S/ED AGES K-8 21P	PATTERSON	JAMES	33,798	34,643
PARA PROFS	7358	ASST TEACHER S/ED HIGH SCH.21P	PATTON	ASIA	22,313	22,871
PARA PROFS	7315	ATTENDANCE WORKER 21PP	PATTON	LUCILLE	33,072	33,899
PARA PROFS	7348	HEAD TEACHER SCHOOL READI. 21P	PATTON	SHANDRA	38,918	40,086
PARA PROFS	7312	ASST TEACHER HEAD START 21PP	PAULINO-ARISMENDY	ORDALINO	22,313	22,871
PARA PROFS	7346	ASST TEACHER PRE-K 21PP	PAYNE	JOANNE	23,771	24,365

Disclaimers:

Staffing roster for salaried positions as of January 2020.

2020-21 salaries are for budget purposes only and compensation is not guaranteed.

Listing does not constitute an offer of continued employment.

Board of Education Staff Roster

Class Name	Job Class Code	Job Class Code Desc.	Last Name	First Name	2019-2020 Salary	2020-2021 Salary
PARA PROFS	7300	ASST TEACHER KDG 21PP	PEDICINI	SHEILA	28,370	29,079
PARA PROFS	7310	ASST TEACHER S/ED AGES K-8 21P	PEREZ	NATIVIDAD	25,243	25,874
PARA PROFS	7316	OUTREACH WORKER 21PP	PEROZO	ALBALIS	28,370	29,079
PARA PROFS	7310	ASST TEACHER S/ED AGES K-8 21P	PERRY	BRETT	22,313	22,871
PARA PROFS	7313	HEAD START TEACHER 21PP	PERVIS-PRITCHETT	VALERIE	42,125	43,389
PARA PROFS	7346	ASST TEACHER PRE-K 21PP	PETERMAN	HANNA	22,313	22,871
PARA PROFS	7358	ASST TEACHER S/ED HIGH SCH.21P	PETERSON	LATRICE	22,313	22,871
PARA PROFS	7310	ASST TEACHER S/ED AGES K-8 21P	PHILLIPS	CHRISMA	23,771	24,365
PARA PROFS	7310	ASST TEACHER S/ED AGES K-8 21P	PIASECKI	MARIA	28,370	29,079
PARA PROFS	7310	ASST TEACHER S/ED AGES K-8 21P	PLOUFFE	MAUREEN	22,313	22,871
PARA PROFS	7300	ASST TEACHER KDG 21PP	PLUNKETT	JORJETT	22,313	22,871
PARA PROFS	7312	ASST TEACHER HEAD START 21PP	POTTER	JACQUELINE	22,313	22,871
PARA PROFS	7358	ASST TEACHER S/ED HIGH SCH.21P	POWELL	SONNETTA	22,313	22,871
PARA PROFS	7361	ASST TEACHER-SPECIAL EDUC. 21P	PRATT	BRIAN	22,313	22,871
PARA PROFS	7300	ASST TEACHER KDG 21PP	PROKOP	LUCY	22,313	22,871
PARA PROFS	7319	ASST TEACHER BILINGUAL GR 1 21	RAMOS	JAIME	22,313	22,871
PARA PROFS	7310	ASST TEACHER S/ED AGES K-8 21P	RAMOS	ROCIO	28,370	29,079
PARA PROFS	7300	ASST TEACHER KDG 21PP	RANDI	LINDA	28,370	29,079
PARA PROFS	7317	PARENT LIAISON WORKER 21PP	RAWLINGS	JENNIFER	33,798	34,643
PARA PROFS	7346	ASST TEACHER PRE-K 21PP	RAWLINS-STEWART	RHONDA	25,243	25,874
PARA PROFS	7346	ASST TEACHER PRE-K 21PP	REA	MEGAN	22,313	22,871
PARA PROFS	7317	PARENT LIAISON WORKER 21PP	REDDING	MELISSA	33,798	34,643
PARA PROFS	7310	ASST TEACHER S/ED AGES K-8 21P	REED	JASMINE	22,313	22,871
PARA PROFS	7310	ASST TEACHER S/ED AGES K-8 21P	REYNOLDS	COLLEEN	22,313	22,871
PARA PROFS	7301	ASST TEACHER GRADE 1 21PP	RISPOLI	PATRICIA	22,313	22,871
PARA PROFS	7319	ASST TEACHER BILINGUAL GR 1 21	RIVERA	ELSA	28,370	29,079
PARA PROFS	7346	ASST TEACHER PRE-K 21PP	RIVERA	LUCY	22,313	22,871
PARA PROFS	7301	ASST TEACHER GRADE 1 21PP	RIVERA	WILMA	25,243	25,874
PARA PROFS	7346	ASST TEACHER PRE-K 21PP	ROBERSON	RAQUINE	22,313	22,871
PARA PROFS	7320	ASST TEACHER PRE-SCHOOL 21PP	ROBERSON	YMA	22,313	22,871
PARA PROFS	7358	ASST TEACHER S/ED HIGH SCH.21P	ROBERTS	JACQUELINE	22,313	22,871
PARA PROFS	7359	STUDENT RETENTION SPEC. 21PP	ROBINSON	NATALIE	35,299	36,181
PARA PROFS	7311	ASST TEACHER BILINGUAL KDG 21P	ROBLES-RIVAS	JOSELYN	23,771	24,365
PARA PROFS	7346	ASST TEACHER PRE-K 21PP	RODRIGUEZ	MARILYN	23,771	24,365
PARA PROFS	7351	ASST TEACHER BILINGUAL 21PP	RODRIGUEZ	RICARDO	22,313	22,871
PARA PROFS	7346	ASST TEACHER PRE-K 21PP	ROHBAR	ARZOO	22,313	22,871
PARA PROFS	7312	ASST TEACHER HEAD START 21PP	ROMAN	CARMEN	28,370	29,079
PARA PROFS	7348	HEAD TEACHER SCHOOL READI. 21P	ROMAN	DENISE	38,918	40,086
PARA PROFS	7346	ASST TEACHER PRE-K 21PP	ROMANO	DENISE	23,771	24,365
PARA PROFS	7319	ASST TEACHER BILINGUAL GR 1 21	ROMERO	ANA	28,370	29,079
PARA PROFS	7346	ASST TEACHER PRE-K 21PP	ROSADO	YISEL	22,313	22,871
PARA PROFS	7319	ASST TEACHER BILINGUAL GR 1 21	ROSARIO	JESENIA	22,313	22,871
PARA PROFS	7319	ASST TEACHER BILINGUAL GR 1 21	ROSARIO	YACHIRA	22,313	22,871
PARA PROFS	7346	ASST TEACHER PRE-K 21PP	ROSEN	SIGITA	22,313	22,871
PARA PROFS	7310	ASST TEACHER S/ED AGES K-8 21P	ROUNDTREE	JAALA	22,313	22,871
PARA PROFS	7310	ASST TEACHER S/ED AGES K-8 21P	RUSSELL	SARAH	22,313	22,871
PARA PROFS	7346	ASST TEACHER PRE-K 21PP	SALAS	CAROLINA	22,313	22,871
PARA PROFS	7346	ASST TEACHER PRE-K 21PP	SAMUEL	MARIA	22,313	22,871
PARA PROFS	7317	PARENT LIAISON WORKER 21PP	SAMUELS	TAYLOR	22,313	22,871
PARA PROFS	7346	ASST TEACHER PRE-K 21PP	SANCHEZ	KLEISY	22,313	22,871
PARA PROFS	7310	ASST TEACHER S/ED AGES K-8 21P	SANTANA	MILDRED	22,313	22,871
PARA PROFS	7317	PARENT LIAISON WORKER 21PP	SANTIAGO	ARELIS	33,798	34,643
PARA PROFS	7310	ASST TEACHER S/ED AGES K-8 21P	SAUNDERS	ROBERT	25,243	25,874
PARA PROFS	7300	ASST TEACHER KDG 21PP	SAVO OSKINS	DEBRA	28,370	29,079
PARA PROFS	7312	ASST TEACHER HEAD START 21PP	SAYED	SOHIR	22,313	22,871
PARA PROFS	7310	ASST TEACHER S/ED AGES K-8 21P	SCHWEIZER	LISA	22,313	22,871
PARA PROFS	7310	ASST TEACHER S/ED AGES K-8 21P	SCHWEIZER	RICHARD	22,313	22,871
PARA PROFS	7301	ASST TEACHER GRADE 1 21PP	SCOTT	ALLEN	28,370	29,079
PARA PROFS	7312	ASST TEACHER HEAD START 21PP	SEIN	MARIA	22,313	22,871
PARA PROFS	7348	HEAD TEACHER SCHOOL READI. 21P	SEPULVEDA-CUENCA	NILDA	42,125	43,389
PARA PROFS	7312	ASST TEACHER HEAD START 21PP	SERRANO-SANTANA	REBECCA	22,313	22,871
PARA PROFS	7349	ASST TEACHER SCHOOL READI.21PP	SILVA	YOLANDA	22,313	22,871
PARA PROFS	7310	ASST TEACHER S/ED AGES K-8 21P	SILVERBERG	LORI	28,370	29,079
PARA PROFS	7301	ASST TEACHER GRADE 1 21PP	SIMMONS	CASSANDRA	23,771	24,365
PARA PROFS	7313	HEAD START TEACHER 21PP	SMALLS	KEILA	42,125	43,389
PARA PROFS	7310	ASST TEACHER S/ED AGES K-8 21P	SMART	KIMBERLY	22,313	22,871
PARA PROFS	7301	ASST TEACHER GRADE 1 21PP	SMITH	JANICE	22,313	22,871
PARA PROFS	7300	ASST TEACHER KDG 21PP	SMITH	JOSHUA	22,313	22,871
PARA PROFS	7310	ASST TEACHER S/ED AGES K-8 21P	SMITH	LEON	23,771	24,365
PARA PROFS	7312	ASST TEACHER HEAD START 21PP	SMITH	MARIA	22,313	22,871

Disclaimers:

Staffing roster for salaried positions as of January 2020.

2020-21 salaries are for budget purposes only and compensation is not guaranteed.

Listing does not constitute an offer of continued employment.

Board of Education Staff Roster

Class Name	Job Class Code	Job Class Code Desc.	Last Name	First Name	2019-2020 Salary	2020-2021 Salary
PARA PROFS	7355	ASST TEACHER S/ED AGES 3-5 21P	SMITH	NATHAN	23,771	24,365
PARA PROFS	7301	ASST TEACHER GRADE 1 21PP	SMITH	NORMAN	22,313	22,871
PARA PROFS	7346	ASST TEACHER PRE-K 21PP	SNIDER	MYLES	22,313	22,871
PARA PROFS	7300	ASST TEACHER KDG 21PP	SOTOMAYOR	ADNELYS	22,313	22,871
PARA PROFS	7310	ASST TEACHER S/ED AGES K-8 21P	ST JOHN	BARBARA	22,313	22,871
PARA PROFS	7310	ASST TEACHER S/ED AGES K-8 21P	ST GERMAINE	DOREEN	28,370	29,079
PARA PROFS	7357	ASST TEACHER PRE-K-4 21PP	STAGGS	HOWARD	22,313	22,871
PARA PROFS	7359	STUDENT RETENTION SPEC. 21PP	STANLEY	ANTHONY	33,072	33,899
PARA PROFS	7310	ASST TEACHER S/ED AGES K-8 21P	STEWART	LANCE	28,370	29,079
PARA PROFS	7348	HEAD TEACHER SCHOOL READI. 21P	STEWART	MARY ANN	42,125	43,389
PARA PROFS	7301	ASST TEACHER GRADE 1 21PP	STREETS	BENNETT	22,313	22,871
PARA PROFS	7355	ASST TEACHER S/ED AGES 3-5 21P	SUERO-LORA	PAOLA	22,313	22,871
PARA PROFS	7358	ASST TEACHER S/ED HIGH SCH.21P	SULLIVAN	EBONE	22,313	22,871
PARA PROFS	7320	ASST TEACHER PRE-SCHOOL 21PP	SUTHERLAND	WHITNEY	22,313	22,871
PARA PROFS	7301	ASST TEACHER GRADE 1 21PP	TAYLOR	ANDREA	22,313	22,871
PARA PROFS	7312	ASST TEACHER HEAD START 21PP	TAYLOR	KYLE	22,313	22,871
PARA PROFS	7311	ASST TEACHER BILINGUAL KDG 21P	TECOCOATZI	MARIA	25,243	25,874
PARA PROFS	7312	ASST TEACHER HEAD START 21PP	TEEL	VICKY	22,313	22,871
PARA PROFS	7346	ASST TEACHER PRE-K 21PP	THORNE	KELSEY	22,313	22,871
PARA PROFS	7349	ASST TEACHER SCHOOL READI.21PP	THORNTON-WATERS	GAIENE	22,313	22,871
PARA PROFS	7300	ASST TEACHER KDG 21PP	THORPE	SYREETA	22,313	22,871
PARA PROFS	7301	ASST TEACHER GRADE 1 21PP	TIERNEY	ROBIN	25,243	25,874
PARA PROFS	7300	ASST TEACHER KDG 21PP	TISDALE	DOREEN	22,313	22,871
PARA PROFS	7301	ASST TEACHER GRADE 1 21PP	TOMASELLI	LAUREN	22,313	22,871
PARA PROFS	7311	ASST TEACHER BILINGUAL KDG 21P	TORRES	MARIBEL	28,370	29,079
PARA PROFS	7317	PARENT LIAISON WORKER 21PP	TORRES	VICKY	33,798	34,643
PARA PROFS	7310	ASST TEACHER S/ED AGES K-8 21P	TRIMBLE	KORAN	22,313	22,871
PARA PROFS	7316	OUTREACH WORKER 21PP	TUCKER	LINDA	34,098	34,950
PARA PROFS	7316	OUTREACH WORKER 21PP	TURNER	CORESIA	28,370	29,079
PARA PROFS	7346	ASST TEACHER PRE-K 21PP	TWAROWSKI	CHRISTINE	28,370	29,079
PARA PROFS	7359	STUDENT RETENTION SPEC. 21PP	TWITTY	MICHAEL	34,098	34,950
PARA PROFS	7361	ASST TEACHER-SPECIAL EDUC. 21P	ULMER	CLAYTON	22,313	22,871
PARA PROFS	7300	ASST TEACHER KDG 21PP	VARGAS	EDITH	22,313	22,871
PARA PROFS	7321	HEAD TEACHER/EARLY LEARN.CTR21	VARGAS	MICHELLE	22,313	22,871
PARA PROFS	7301	ASST TEACHER GRADE 1 21PP	VAZQUEZ	WANDA	25,243	25,874
PARA PROFS	7311	ASST TEACHER BILINGUAL KDG 21P	VEGA	CONFESORA	22,313	22,871
PARA PROFS	1031	OUTREACH WORKER	VELEZ	JORGE	28,370	29,079
PARA PROFS	7300	ASST TEACHER KDG 21PP	VELEZ	WANDA	28,370	29,079
PARA PROFS	7312	ASST TEACHER HEAD START 21PP	VILLANUEVA	JENNIE	23,771	24,365
PARA PROFS	7300	ASST TEACHER KDG 21PP	WALDER	ANGELA	22,313	22,871
PARA PROFS	7310	ASST TEACHER S/ED AGES K-8 21P	WALKER	IESHA	22,313	22,871
PARA PROFS	7346	ASST TEACHER PRE-K 21PP	WALKER	LAKEISHA	22,313	22,871
PARA PROFS	7310	ASST TEACHER S/ED AGES K-8 21P	WALKER	LYNAIR	23,771	24,365
PARA PROFS	7302	ASST TEACHER GRADE 2 21PP	WALSH	ELAINE	22,313	22,871
PARA PROFS	7310	ASST TEACHER S/ED AGES K-8 21P	WALTERS	MARY	22,313	22,871
PARA PROFS	7340	ASST TEACHER EARLY LEARN.CTR21	WANG	LILI	22,313	22,871
PARA PROFS	7300	ASST TEACHER KDG 21PP	WARD	JOYCELYN	22,313	22,871
PARA PROFS	7300	ASST TEACHER KDG 21PP	WARNER	CHARLES	23,771	24,365
PARA PROFS	7300	ASST TEACHER KDG 21PP	WATKINS	CYNTHIA	22,313	22,871
PARA PROFS	7300	ASST TEACHER KDG 21PP	WEBB	TAMARA	22,313	22,871
PARA PROFS	7361	ASST TEACHER-SPECIAL EDUC. 21P	WILKINSON	KAREN	28,370	29,079
PARA PROFS	7302	ASST TEACHER GRADE 2 21PP	WILLIAMS	BARBARA	28,370	29,079
PARA PROFS	7346	ASST TEACHER PRE-K 21PP	WILLIAMS	DENISE	28,370	29,079
PARA PROFS	7316	OUTREACH WORKER 21PP	WILLIAMS	HYCLIS	28,370	29,079
PARA PROFS	7301	ASST TEACHER GRADE 1 21PP	WILLIAMS	PATRICIA	23,771	24,365
PARA PROFS	7338	ASST TEACHER HIGH SCHOOL 21PP	WILLIAMS	RHODA	22,313	22,871
PARA PROFS	7312	ASST TEACHER HEAD START 21PP	WILLIAMS-RANSOME	ANN-MARIE	22,313	22,871
PARA PROFS	7300	ASST TEACHER KDG 21PP	WINFREY	ALIECIA	22,313	22,871
PARA PROFS	7301	ASST TEACHER GRADE 1 21PP	WINFREY	SHARON	22,313	22,871
PARA PROFS	7358	ASST TEACHER S/ED HIGH SCH.21P	WOOTEN	MARGARET	28,370	29,079
PARA PROFS	7361	ASST TEACHER-SPECIAL EDUC. 21P	WORDIE	MICHELE	22,313	22,871
PARA PROFS	7312	ASST TEACHER HEAD START 21PP	YEROZ	RUZIYE	22,313	22,871
PARA PROFS	7300	ASST TEACHER KDG 21PP	YOUNG	SHA'RON	22,313	22,871
PARA PROFS	7312	ASST TEACHER HEAD START 21PP	YOUNG	TYHESHIA	22,313	22,871
PARA PROFS	7355	ASST TEACHER S/ED AGES 3-5 21P	ZENTARSKI	TRACY	22,313	22,871
SAL DRCTRS	7616	DIRECTOR PUPIL PERSONNEL	JACKSON	TYPHANIE	160,892	164,512
SAL DRCTRS	7699	DIR HUMAN RES. & LABOR RELATIO	MACK	LISA	148,569	152,283
SAL DRCTRS	7628	DIRECTOR OF ENGLISH & ENG.LEAR	MENDIA	PEDRO	161,892	165,130
SAL DRCTRS	7602	ASSISTANT SUPERINTENDENT	REDD HANNANS	KEISHA	168,300	171,666
SAL DRCTRS	7685	DIR/RESEARCH ASSESSMENT&EVAL.	SHERBAN	MICHELE	162,549	166,613

Disclaimers:

Staffing roster for salaried positions as of January 2020.

2020-21 salaries are for budget purposes only and compensation is not guaranteed.

Listing does not constitute an offer of continued employment.

Board of Education Staff Roster

Class Name	Job Class Code	Job Class Code Desc.	Last Name	First Name	2019-2020 Salary	2020-2021 Salary
SAL DRCTRS	7602	ASSISTANT SUPERINTENDENT	WHYTE	PAUL	168,300	171,666
SALARIES	7600	SUPERINTENDENT OF SCHOOLS	BIRKS	CAROL	239,700	0
SALARIES	0960	LABOR RELATIONS OFFICER -EDUC.	BONNER	TARYN	115,000	117,875
SALARIES	7604	DIRECTOR-HEADSTART	GAFFNEY	ELIZABETH	115,000	117,875
SALARIES	7667	SENIOR TALENT RECRUITER	INGRAM	KANICKA	86,700	88,868
SALARIES	1068	EXEC ADMINISTRATIVE ASSISTANT	JOHNSON	RAE ANN	71,400	73,185
SALARIES	7664	CHIEF OF YOUTH, FAM.&COM.ENGAG	JOSEPH LUMPKIN	GEMMA	149,778	153,522
SALARIES	7662	DIR. OF SCHOOL CHOICE ENROLLME	MIDDLETON	MARQUELLE	125,000	127,500
SALARIES	0935	EX. ASST. TO DIR. OF H.R.(BOE)	NERI	ELBA	58,000	59,450
SALARIES	7661	CHIEF FINANCIAL OFFICER-EDUC.	PENN	PHILLIP	185,000	189,070
SALARIES	0910	CHIEF OPERATING OFFICER-EDUCAT	PINTO	MICHAEL	145,000	148,625
SALARIES	7666	INTERIM SUPERINTENDENT/SCHOOLS	TRACEY	ILINE	225,000	235,000
SECUR STFF	7325	SCHOOL SECURITY OFFICER 10 MOS	ANASTASIO	ANDREW	34,763	35,632
SECUR STFF	7325	SCHOOL SECURITY OFFICER 10 MOS	BAGLEY	SONNY	34,763	35,632
SECUR STFF	7325	SCHOOL SECURITY OFFICER 10 MOS	BARNES	DARRELL	34,763	35,632
SECUR STFF	7325	SCHOOL SECURITY OFFICER 10 MOS	BEAN	SHARON	34,763	35,632
SECUR STFF	7325	SCHOOL SECURITY OFFICER 10 MOS	BETHEA	SONYA	34,763	35,632
SECUR STFF	7325	SCHOOL SECURITY OFFICER 10 MOS	BORDEAUX	DION	34,763	35,632
SECUR STFF	7325	SCHOOL SECURITY OFFICER 10 MOS	BOYD	TAMARA	34,763	35,632
SECUR STFF	7325	SCHOOL SECURITY OFFICER 10 MOS	BRUMELL	DARLENE	34,763	35,632
SECUR STFF	7325	SCHOOL SECURITY OFFICER 10 MOS	COLON	CARLOS	34,763	35,632
SECUR STFF	7325	SCHOOL SECURITY OFFICER 10 MOS	COVINGTON	WILLIE	34,763	35,632
SECUR STFF	7325	SCHOOL SECURITY OFFICER 10 MOS	DAWSON	LARWENCE	34,763	35,632
SECUR STFF	7325	SCHOOL SECURITY OFFICER 10 MOS	DAWSON	RICK	34,763	35,632
SECUR STFF	7325	SCHOOL SECURITY OFFICER 10 MOS	DELUCA	DEBRA	34,763	35,632
SECUR STFF	7325	SCHOOL SECURITY OFFICER 10 MOS	DINATALE	BRIAN	34,763	35,632
SECUR STFF	7325	SCHOOL SECURITY OFFICER 10 MOS	DIXON	JULIUS	34,763	35,632
SECUR STFF	7325	SCHOOL SECURITY OFFICER 10 MOS	DRIFFIN	CHARISE	34,763	35,632
SECUR STFF	7325	SCHOOL SECURITY OFFICER 10 MOS	EDWARDS	DAWN	34,763	35,632
SECUR STFF	7325	SCHOOL SECURITY OFFICER 10 MOS	FOREMAN	LEE	34,763	35,632
SECUR STFF	7325	SCHOOL SECURITY OFFICER 10 MOS	FRANCHI	JOSEPH	34,763	35,632
SECUR STFF	7325	SCHOOL SECURITY OFFICER 10 MOS	FRAZIER	RONALD	34,763	35,632
SECUR STFF	7325	SCHOOL SECURITY OFFICER 10 MOS	GAMBRELL	THERESA	34,763	35,632
SECUR STFF	7325	SCHOOL SECURITY OFFICER 10 MOS	GIBBS	WALTER	34,763	35,632
SECUR STFF	7325	SCHOOL SECURITY OFFICER 10 MOS	GILLIS	SYMESHA	34,763	35,632
SECUR STFF	7325	SCHOOL SECURITY OFFICER 10 MOS	GONZALEZ	RUBEN	34,763	35,632
SECUR STFF	7325	SCHOOL SECURITY OFFICER 10 MOS	HEARD	ALPHALLAH	34,763	35,632
SECUR STFF	7325	SCHOOL SECURITY OFFICER 10 MOS	HENDERSON	PAUL	34,763	35,632
SECUR STFF	7325	SCHOOL SECURITY OFFICER 10 MOS	HICKS	TREVOR	34,763	35,632
SECUR STFF	7325	SCHOOL SECURITY OFFICER 10 MOS	HOLMES	CRAIG	34,763	35,632
SECUR STFF	7325	SCHOOL SECURITY OFFICER 10 MOS	JACKSON	TONY	34,763	35,632
SECUR STFF	7325	SCHOOL SECURITY OFFICER 10 MOS	JIMENEZ	MAURA	34,763	35,632
SECUR STFF	7325	SCHOOL SECURITY OFFICER 10 MOS	JOYNER	ANDREA	34,763	35,632
SECUR STFF	7325	SCHOOL SECURITY OFFICER 10 MOS	KEEL	CAROL	34,763	35,632
SECUR STFF	7325	SCHOOL SECURITY OFFICER 10 MOS	KELLY	LISA	34,763	35,632
SECUR STFF	7325	SCHOOL SECURITY OFFICER 10 MOS	KYEI	STACY	34,763	35,632
SECUR STFF	7325	SCHOOL SECURITY OFFICER 10 MOS	LESTER-GIBSON	GLORIA	34,763	35,632
SECUR STFF	7325	SCHOOL SECURITY OFFICER 10 MOS	LOPEZ	MODESTITO	34,763	35,632
SECUR STFF	7325	SCHOOL SECURITY OFFICER 10 MOS	MATURO	SCOTT	34,763	35,632
SECUR STFF	7325	SCHOOL SECURITY OFFICER 10 MOS	MEDINA	CARLOS	34,763	35,632
SECUR STFF	7325	SCHOOL SECURITY OFFICER 10 MOS	MENAFEE-HIE	TRACEY	34,763	35,632
SECUR STFF	7325	SCHOOL SECURITY OFFICER 10 MOS	MONCREASE	JOEL	34,763	35,632
SECUR STFF	7325	SCHOOL SECURITY OFFICER 10 MOS	MOORE	ROBERT	34,763	35,632
SECUR STFF	7325	SCHOOL SECURITY OFFICER 10 MOS	MORRISON	PAMELA	34,763	35,632
SECUR STFF	7325	SCHOOL SECURITY OFFICER 10 MOS	PACHECO	LOIS	34,763	35,632
SECUR STFF	7325	SCHOOL SECURITY OFFICER 10 MOS	PELLOT	EVELYN	34,763	35,632
SECUR STFF	7325	SCHOOL SECURITY OFFICER 10 MOS	PEREZ	FRANCISCA	34,763	35,632
SECUR STFF	7325	SCHOOL SECURITY OFFICER 10 MOS	PITTMAN	DAVID	34,763	35,632
SECUR STFF	7325	SCHOOL SECURITY OFFICER 10 MOS	RAPER	JAMEL	34,763	35,632
SECUR STFF	7325	SCHOOL SECURITY OFFICER 10 MOS	ROBINSON	ROGER	34,763	35,632
SECUR STFF	7325	SCHOOL SECURITY OFFICER 10 MOS	RODRIGUEZ	ROBERT	34,763	35,632
SECUR STFF	7325	SCHOOL SECURITY OFFICER 10 MOS	ROSARIO	BETSY	34,763	35,632
SECUR STFF	5738	EVENING SECURITY WORKER I	SANTIAGO	DOMINGO	49,134	50,362
SECUR STFF	7325	SCHOOL SECURITY OFFICER 10 MOS	SHEALY	LONNIE	34,763	35,632
SECUR STFF	7325	SCHOOL SECURITY OFFICER 10 MOS	STEWART	DETRICA	34,763	35,632
SECUR STFF	7325	SCHOOL SECURITY OFFICER 10 MOS	SUPOWITZ	HARRY	34,763	35,632
SECUR STFF	7325	SCHOOL SECURITY OFFICER 10 MOS	THIGPEN	WENDELL	34,763	35,632
SECUR STFF	7325	SCHOOL SECURITY OFFICER 10 MOS	TORRES	RAYNICK	34,763	35,632
SECUR STFF	7325	SCHOOL SECURITY OFFICER 10 MOS	TURNER	DARRELL	34,763	35,632
SECUR STFF	7325	SCHOOL SECURITY OFFICER 10 MOS	WALTON	KIM	34,763	35,632

Disclaimers:

Staffing roster for salaried positions as of January 2020.

2020-21 salaries are for budget purposes only and compensation is not guaranteed.

Listing does not constitute an offer of continued employment.

Board of Education Staff Roster

Class Name	Job Class Code	Job Class Code Desc.	Last Name	First Name	2019-2020 Salary	2020-2021 Salary
SECUR STFF	7325	SCHOOL SECURITY OFFICER 10 MOS	WHICHARD	RAYMOND	34,763	35,632
SECUR STFF	7325	SCHOOL SECURITY OFFICER 10 MOS	WHITTY	MICHAEL	34,763	35,632
SECUR STFF	7325	SCHOOL SECURITY OFFICER 10 MOS	WILLIAMS	DONNA	34,763	35,632
SECUR STFF	7325	SCHOOL SECURITY OFFICER 10 MOS	WILLIAMS	DONNIE	34,763	35,632
SUPERVISOR	7636	DIRECTOR-EARLY LEARNING PROG.	AUGUSTINE-JEFFERSON	PAMELA	154,233	158,089
SUPERVISOR	7684	COOR.MAGNET SCH. ASSISTANCE PR	BONANNO	MICHELE	125,343	128,477
SUPERVISOR	7640	SUP.-LANG. ARTS/READ12 MO	BRANTLEY	LYNN	153,163	156,609
SUPERVISOR	7622	SUPERVISOR SPECIAL EDUCATION	CAMERA BUONTEMPO	KARA	137,717	140,471
SUPERVISOR	7637	SUPERVISOR OF SOCIAL STUDIES	CATES-CLARK	SANDRA	153,163	156,609
SUPERVISOR	7615	SUPERVISOR PSYCHOLOGICAL SERV	CONCAS	MILVIA	153,163	156,609
SUPERVISOR	7618	SUPERVISOR FOREIGN LANGUAGES	HAXHI	JESSICA	153,163	156,609
SUPERVISOR	7623	SUPERVISOR SPEECH AND HEARING	KING-HARRELL	GLYNIS	153,820	157,281
SUPERVISOR	7620	SUPERVISOR MATHEMATICS	MATHEWS	KENNETH	153,163	156,609
SUPERVISOR	7654	SUPERVISOR OF MUSIC	MAUST	ELLEN	153,163	156,609
SUPERVISOR	7622	SUPERVISOR SPECIAL EDUCATION	MELENDEZ	STACIE	150,268	153,649
SUPERVISOR	7621	ATHLETIC DIRECTOR	PATCHKOFISKY	ERIK	161,892	165,130
SUPERVISOR	7622	SUPERVISOR SPECIAL EDUCATION	PROANO SCHULMAN	EMMA	153,163	156,609
SUPERVISOR	0975	SCHOOL SECURITY DIRECTOR	REDDISH	THADDEUS	127,345	130,529
SUPERVISOR	7619	SUPERVISOR ENGLISH LEARNERS	RODRIGUEZ	CARMEN	153,163	156,609
SUPERVISOR	7629	SUPERVISOR SOCIAL WORK	SAMBERG-CHAMPION	JOHANNA	145,667	147,965
SUPERVISOR	7649	SUPERVISOR OF SCIENCE 12 MOS	THERRIEN	RICHARD	153,163	156,609
SUPERVISOR	7608	COORDINATOR AQUACULTURE	VISEL	TIMOTHY	134,394	137,418
TEACHERS	7035	TEACHER-TE SOL 26PP	ABBOTT	MARISA	92,569	93,069
TEACHERS	7003	TEACHER-GRADE 2 26 PP	ABBOTT	MONICA	76,003	78,589
TEACHERS	7050	TEACHER-SCIENCE 26PP	ABDEL-JALIL	HAIFA	76,003	78,589
TEACHERS	7049	TEACHER-SCHOOL SOCIAL WRKR 26P	ABDULRAHIM	KHALILAH	53,042	54,740
TEACHERS	7077	TEACHER-INSTRUCT. COACH MATH26	ABDUR-RAHMAN	PATRICIA	89,856	90,356
TEACHERS	7040	TEACHER-HOME ECONOMICS 26PP	ABELLI	JACQUELINE	82,700	88,080
TEACHERS	7038	TEACHER-FOREIGN LANG. 26PP	ABRAHEM	HABIBA	46,708	48,246
TEACHERS	7009	TEACHER-GRADE 5 26 PP	ACCATINO	LYNN	80,838	83,976
TEACHERS	7062	TEACHER-TECHNOLOGY EDUC.26PP	ACHEBE	FURAH	67,238	69,433
TEACHERS	7001	TEACHER-GRADE 1 26 PP	ACOSTA	MELISSA	59,469	61,284
TEACHERS	7001	TEACHER-GRADE 1 26 PP	ACQUARULO	STEFANIE	52,638	54,349
TEACHERS	7093	TEACHER-DEV. READING/9-12 26PP	ACQUAVITA	JOHN	89,856	90,356
TEACHERS	7046	TEACHER-PHYSICAL EDUCATION 26P	ADAMOVICH	JOHN	59,469	61,284
TEACHERS	7001	TEACHER-GRADE 1 26 PP	ADAMS	CYNTHIA	50,440	52,138
TEACHERS	7101	TEACHER-KDG/GR.1 26PP	ADELINO	EMILY	70,133	72,505
TEACHERS	7049	TEACHER-SCHOOL SOCIAL WRKR 26P	ADJEPONG	JULIANA	69,894	72,117
TEACHERS	7012	TEACHER-GRADE 7 26PP	ADKINS	AMY	76,003	78,589
TEACHERS	7053	TEACHER-SPECIAL ED K-8 26PP	ADORNO	NANCY	88,330	88,830
TEACHERS	7049	TEACHER-SCHOOL SOCIAL WRKR 26P	AGOSTO	LISSETTE	62,063	63,885
TEACHERS	7075	TEACHER-SPECIAL ED 26PP	AGUILAR BALCAZAR	CAROLINA	46,708	48,246
TEACHERS	7042	TEACHER-LIB/MEDIA SPEC. 26PP	AIELLO	EILEEN	76,003	78,589
TEACHERS	7068	TEACHER-SOCIAL STUD.GR. 5/8 26	AIELLO	JUSTIN	50,445	52,156
TEACHERS	7080	TEACHER-PRE-K 26PP	AJELLO	CASEY	59,469	61,284
TEACHERS	7050	TEACHER-SCIENCE 26PP	AKELLA	SOMI DEVI	80,211	82,817
TEACHERS	7003	TEACHER-GRADE 2 26 PP	ALARCON	AMABEL	64,380	66,538
TEACHERS	7047	TEACHER-READING 26PP	ALBANESE	NICOLE	67,010	69,194
TEACHERS	7003	TEACHER-GRADE 2 26 PP	ALDEN	HILAIRE	47,551	48,901
TEACHERS	7044	TEACHER-MUSIC 26PP	ALDERMAN	KENDALL	89,856	90,356
TEACHERS	7049	TEACHER-SCHOOL SOCIAL WRKR 26P	ALDOPHE	CRYSTAL	48,901	50,440
TEACHERS	7053	TEACHER-SPECIAL ED K-8 26PP	ALEMAN	CYNTHIA	59,469	61,284
TEACHERS	7038	TEACHER-FOREIGN LANG. 26PP	ALEXIS	REGINALD	62,063	63,885
TEACHERS	7044	TEACHER-MUSIC 26PP	ALFRED	HARRIETT	89,856	90,356
TEACHERS	7047	TEACHER-READING 26PP	ALGILANI	GINA	80,838	83,976
TEACHERS	7072	TEACHER-MUSIC GRADES K-8 26PP	ALIANIELLO	AUSTIN	47,551	48,901
TEACHERS	7049	TEACHER-SCHOOL SOCIAL WRKR 26P	ALMONTE	JULISSA	87,689	93,069
TEACHERS	7114	TEACHER-LITERACY COACH. SPEC26	ALONZY	AMANDA	92,569	93,069
TEACHERS	7054	TEACHER-SPEECH AND HEARING 26P	ALOUAH	AICHA	72,817	75,203
TEACHERS	7046	TEACHER-PHYSICAL EDUCATION 26P	ALVAREZ	CRISTOBAL	59,469	61,284
TEACHERS	7043	TEACHER-MATHEMATICS 26PP	ALVAREZ	HEATHER	70,133	72,505
TEACHERS	7018	TEACHER-BILINGUAL GRADE 1 26PP	ALVAREZ	SILVIANA	89,856	90,356
TEACHERS	7043	TEACHER-MATHEMATICS 26PP	ALWANG	WESLEY	59,704	61,513
TEACHERS	7007	TEACHER-GRADE 4 26 PP	AMBROSEO	LINDSEY	73,305	75,876
TEACHERS	7076	TEACHER-MAGNET SCH. RESOU.26PP	AMENTA	SUSAN	72,817	75,203
TEACHERS	7053	TEACHER-SPECIAL ED K-8 26PP	ANASTASIO	MADIELIN	59,469	61,284
TEACHERS	7016	TEACHER-ART 26PP	ANDERSON	CAROLE	69,894	72,117
TEACHERS	7036	TEACHER-ENGLISH 26PP	ANDERSON	KIMBERLY	89,856	90,356
TEACHERS	7011	TEACHER-GRADE 6 26PP	ANDERSON	KRISTINE	89,856	90,356
TEACHERS	7043	TEACHER-MATHEMATICS 26PP	ANDERSON	SCOTT	50,440	52,138

Disclaimers:

Staffing roster for salaried positions as of January 2020.

2020-21 salaries are for budget purposes only and compensation is not guaranteed.

Listing does not constitute an offer of continued employment.

Board of Education Staff Roster

Class Name	Job Class Code	Job Class Code Desc.	Last Name	First Name	2019-2020 Salary	2020-2021 Salary
TEACHERS	7074	TEACHER-FOREIGN LANG. K-8 26PP	ANDERSON	TRUDY	92,569	93,069
TEACHERS	7068	TEACHER-SOCIAL STUD.GR. 5/8 26	ANDREWS-HARRIS	TALIMA	76,003	78,589
TEACHERS	7043	TEACHER-MATHEMATICS 26PP	ANGOTTA	KIMBERLY	73,305	75,876
TEACHERS	7080	TEACHER-PRE-K 26PP	ANNINO	ANGELA	76,976	79,838
TEACHERS	7050	TEACHER-SCIENCE 26PP	ANSARI	EMILE	50,445	52,156
TEACHERS	7046	TEACHER-PHYSICAL EDUCATION 26P	ANTON	WAYNE	50,440	52,138
TEACHERS	7114	TEACHER-LITERACY COACH. SPEC26	APGAR	CAROLINE	67,238	69,433
TEACHERS	7048	TEACHER-SCHOOL PSYCH. 26PP	APONTE	EDWIN	83,551	86,689
TEACHERS	7018	TEACHER-BILINGUAL GRADE 1 26PP	APONTE-BAEZ	ANNA	50,440	52,138
TEACHERS	7050	TEACHER-SCIENCE 26PP	ARANCI	CHRISTOPHER	50,440	52,138
TEACHERS	7039	TEACHER-GUIDANCE COUNSELOR 26P	ARBOLEDA	NATALIA	53,042	54,740
TEACHERS	7041	TEACHER-TAG/ISSP 26PP	ARGO	DOMINIQUE	79,689	82,551
TEACHERS	7049	TEACHER-SCHOOL SOCIAL WRKR 26P	ARIYAN-OMERAGIC	TIFFANY	87,689	93,069
TEACHERS	7073	TEACHER-PHYS. ED GRADES K-8 26	ARNOLD	SHARON	89,856	90,356
TEACHERS	7043	TEACHER-MATHEMATICS 26PP	AROMOLARAN	SIMISOLA	92,569	93,069
TEACHERS	7032	TEACHER-BUSINESS 26PP	ARRINGTON-STEELE	VALARIE	90,606	91,106
TEACHERS	7016	TEACHER-ART 26PP	ARTZ	JEANNE	67,238	69,433
TEACHERS	7007	TEACHER-GRADE 4 26 PP	ASBURY	SAMANTHA	67,876	70,238
TEACHERS	7066	TEACHER-SCIENCE GRADES 5/8 26P	ATKIN	ALISON	73,305	75,876
TEACHERS	7077	TEACHER-INSTRUCT. COACH MATH26	ATNES	JESSICA	73,305	75,876
TEACHERS	7085	TEACHER-INTEGR. LANG. ARTS 26P	ATTRUIA	JESSICA	47,551	48,901
TEACHERS	7016	TEACHER-ART 26PP	AUGUSTINE	REGINALD	89,856	90,356
TEACHERS	7011	TEACHER-GRADE 6 26PP	AURORA	COURTNEY	73,305	75,876
TEACHERS	7052	TEACHER-HISTORY/SOCIAL STUD.26	AURORA	GARY	96,797	97,297
TEACHERS	7043	TEACHER-MATHEMATICS 26PP	AUSTIN	WAYNE	73,305	75,876
TEACHERS	7001	TEACHER-GRADE 1 26 PP	AVERNA	BARBARA	73,305	75,876
TEACHERS	7053	TEACHER-SPECIAL ED K-8 26PP	AVINO	ALICIA	48,246	49,945
TEACHERS	7075	TEACHER-SPECIAL ED 26PP	AWUSAH	AMBER-MICHELLE	51,503	53,042
TEACHERS	7011	TEACHER-GRADE 6 26PP	BACCUS	MARIE	70,133	72,505
TEACHERS	7073	TEACHER-PHYS. ED GRADES K-8 26	BACHER	JULIE	89,856	90,356
TEACHERS	7075	TEACHER-SPECIAL ED 26PP	BACHMAN	JENNIFER	54,849	56,603
TEACHERS	7049	TEACHER-SCHOOL SOCIAL WRKR 26P	BADILLO	ANTOINETTE	51,503	53,042
TEACHERS	7050	TEACHER-SCIENCE 26PP	BAKER	JODI	87,689	93,069
TEACHERS	7066	TEACHER-SCIENCE GRADES 5/8 26P	BAKER	KELLY	73,305	75,876
TEACHERS	7048	TEACHER-SCHOOL PSYCH. 26PP	BAKER	RENEE	76,003	78,589
TEACHERS	7050	TEACHER-SCIENCE 26PP	BALDWIN	GEORGE	89,856	90,356
TEACHERS	7109	TEACHER-MATH 180 26PP	BALZANO	LISA	47,551	48,901
TEACHERS	7038	TEACHER-FOREIGN LANG. 26PP	BANACK	LUKE	80,838	83,976
TEACHERS	7053	TEACHER-SPECIAL ED K-8 26PP	BANNAN	COLLEEN	89,856	90,356
TEACHERS	7018	TEACHER-BILINGUAL GRADE 1 26PP	BARAHONA	ROCIO	89,856	90,356
TEACHERS	7043	TEACHER-MATHEMATICS 26PP	BARAJAS	VICTOR	89,856	90,356
TEACHERS	7043	TEACHER-MATHEMATICS 26PP	BARBARITO	JAMES	92,569	93,069
TEACHERS	7005	TEACHER-GRADE 3 26 PP	BARBERIA	LAURA	52,638	54,349
TEACHERS	7036	TEACHER-ENGLISH 26PP	BARBERO	KEVIN	76,976	79,838
TEACHERS	7107	TEACHER-ITINERANT TESOL 26PP	BARKHATOVA	EKATERINA	76,976	79,838
TEACHERS	7080	TEACHER-PRE-K 26PP	BARKIN	KATHY	76,976	79,838
TEACHERS	7049	TEACHER-SCHOOL SOCIAL WRKR 26P	BARNETT	AMANDA	57,451	59,204
TEACHERS	7043	TEACHER-MATHEMATICS 26PP	BARRETT	HEATHER	59,469	61,284
TEACHERS	7068	TEACHER-SOCIAL STUD.GR. 5/8 26	BARRETT	TIFFANY	67,238	69,433
TEACHERS	7098	TEACHER-READ 180 26PP	BARROS	ANDREA	89,856	90,356
TEACHERS	7062	TEACHER-TECHNOLOGY EDUC.26PP	BARSEVICH	JOHN	57,103	58,919
TEACHERS	7067	TEACHER-MATH GRADE 5/8 26PP	BARTLING	DONNA	64,380	66,538
TEACHERS	7005	TEACHER-GRADE 3 26 PP	BARTUNEK	KARA	72,817	75,203
TEACHERS	7073	TEACHER-PHYS. ED GRADES K-8 26	BASINI	ELISA	59,469	61,284
TEACHERS	7005	TEACHER-GRADE 3 26 PP	BATTINO	RACHEL	52,638	54,349
TEACHERS	7102	TEACHER-DANCE 26PP	BAUER	LINDSEY	73,305	75,876
TEACHERS	7050	TEACHER-SCIENCE 26PP	BAUMANN	STEVEN	54,849	56,603
TEACHERS	7066	TEACHER-SCIENCE GRADES 5/8 26P	BAXTER	EMILY	59,469	61,284
TEACHERS	7054	TEACHER-SPEECH AND HEARING 26P	BAZINET	HEATHER	87,689	93,069
TEACHERS	7107	TEACHER-ITINERANT TESOL 26PP	BEARDSLEY	ANN	76,976	79,838
TEACHERS	7053	TEACHER-SPECIAL ED K-8 26PP	BEDARD	RACHAEL	52,638	54,349
TEACHERS	7011	TEACHER-GRADE 6 26PP	BEDIENT	JASON	59,469	61,284
TEACHERS	7053	TEACHER-SPECIAL ED K-8 26PP	BEECHER	SAVANNA	45,357	46,708
TEACHERS	7085	TEACHER-INTEGR. LANG. ARTS 26P	BEHN	KRISTIN	70,133	72,505
TEACHERS	7050	TEACHER-SCIENCE 26PP	BELLA	TERRY	62,063	63,885
TEACHERS	7032	TEACHER-BUSINESS 26PP	BELLANTONI	JAMES	80,838	83,976
TEACHERS	7036	TEACHER-ENGLISH 26PP	BELLMORE	KATELYN	62,063	63,885
TEACHERS	7077	TEACHER-INSTRUCT. COACH MATH26	BENARD	LISA	59,469	61,284
TEACHERS	7035	TEACHER-TESOL 26PP	BENGTSON MENDOZA	KRISTIN	70,133	72,505
TEACHERS	7054	TEACHER-SPEECH AND HEARING 26P	BENNER	DANIELLE	92,569	93,069

Disclaimers:

Staffing roster for salaried positions as of January 2020.

2020-21 salaries are for budget purposes only and compensation is not guaranteed.

Listing does not constitute an offer of continued employment.

Board of Education Staff Roster

Class Name	Job Class Code	Job Class Code Desc.	Last Name	First Name	2019-2020 Salary	2020-2021 Salary
TEACHERS	7052	TEACHER-HISTORY/SOCIAL STUD.26	BEN-SALAHUDDIN	TARIQ	89,856	90,356
TEACHERS	7008	TEACHER-GRADE 4-5 26 PP	BENTLEY	JESSICA	52,638	54,349
TEACHERS	7005	TEACHER-GRADE 3 26 PP	BENTLEY	MARGARET	45,357	46,708
TEACHERS	7037	TEACHER-INSTRUC. COACH LIT.26P	BERGIN	KRISTA	87,580	88,080
TEACHERS	7050	TEACHER-SCIENCE 26PP	BERLIN	CYNTHIA	89,856	90,356
TEACHERS	7030	TEACHER-DEV. READING/K-8 26PP	BERMAN	JUDITH	87,580	88,080
TEACHERS	7074	TEACHER-FOREIGN LANG. K-8 26PP	BERMUDEZ	KEVIN	45,357	46,708
TEACHERS	7074	TEACHER-FOREIGN LANG. K-8 26PP	BERMUDEZ	PEDRO	57,103	58,919
TEACHERS	7104	TEACHER-PRE K-4 26PP	BERNARDO	MICHELE	50,440	52,138
TEACHERS	7017	TEACHER-BILINGUAL KDG. 26PP	BERRIOS	OSCAIMA	50,445	52,156
TEACHERS	7048	TEACHER-SCHOOL PSYCH. 26PP	BERRIOS BURGOS	JENNIFER	59,704	61,513
TEACHERS	7022	TEACHER-BILINGUAL GRADE 3 26PP	BERRIOS-HERNANDEZ	CHASTITY	48,901	50,440
TEACHERS	7044	TEACHER-MUSIC 26PP	BERRYMAN	JONATHAN	92,569	93,069
TEACHERS	7074	TEACHER-FOREIGN LANG. K-8 26PP	BERTHELOT	AUDREY	84,976	90,356
TEACHERS	7003	TEACHER-GRADE 2 26 PP	BESEMER	KATIE	52,638	54,349
TEACHERS	7077	TEACHER-INSTRUCT. COACH MATH26	BEUTEL	LORI	59,469	61,284
TEACHERS	7053	TEACHER-SPECIAL ED K-8 26PP	BIANCHI	KATRINA	48,901	50,440
TEACHERS	7049	TEACHER-SCHOOL SOCIAL WRKR 26P	BILLY	KIMBERLY	64,485	66,410
TEACHERS	7071	TEACHER-ART GRADES K-8 26PP	BIMONTE	NICOLE	73,305	75,876
TEACHERS	7049	TEACHER-SCHOOL SOCIAL WRKR 26P	BINION	OMAYRA	76,976	79,838
TEACHERS	7011	TEACHER-GRADE 6 26PP	BINKOWSKI	AMY	73,305	75,876
TEACHERS	7054	TEACHER-SPEECH AND HEARING 26P	BIONDI	GINA	92,569	93,069
TEACHERS	7032	TEACHER-BUSINESS 26PP	BISASOR-WILLIAMS	KIMALA	67,238	69,433
TEACHERS	7075	TEACHER-SPECIAL ED 26PP	BISHOP	STEPHANIE	45,357	46,708
TEACHERS	7007	TEACHER-GRADE 4 26 PP	BITTERMAN	LAUREN	48,901	50,440
TEACHERS	7039	TEACHER-GUIDANCE COUNSELOR 26P	BITTLE	LAKEISHA	84,976	90,356
TEACHERS	7076	TEACHER-MAGNET SCH. RESOU.26PP	BLACK	ELIZABETH	89,856	90,356
TEACHERS	7052	TEACHER-HISTORY/SOCIAL STUD.26	BLACKMAN-SMITH	MONICA	73,305	75,876
TEACHERS	7044	TEACHER-MUSIC 26PP	BLACKMON	JAMINDA	48,246	49,945
TEACHERS	7043	TEACHER-MATHEMATICS 26PP	BLACKWELL	NIA	50,445	52,156
TEACHERS	7066	TEACHER-SCIENCE GRADES 5/8 26P	BLACKWOOD	BETHANY	79,689	82,551
TEACHERS	7009	TEACHER-GRADE 5 26 PP	BLAIR	JADE	50,440	52,138
TEACHERS	7062	TEACHER-TECHNOLOGY EDUC.26PP	BLAKESLEE	PETRINA	92,569	93,069
TEACHERS	7038	TEACHER-FOREIGN LANG. 26PP	BLANK	LORI	89,856	90,356
TEACHERS	7052	TEACHER-HISTORY/SOCIAL STUD.26	BLATTEAU	LESLIE	69,894	72,117
TEACHERS	7075	TEACHER-SPECIAL ED 26PP	BLEMINGS	JENIFER	59,469	61,284
TEACHERS	7077	TEACHER-INSTRUCT. COACH MATH26	BLODGETT	KATHRYN	64,380	66,538
TEACHERS	7038	TEACHER-FOREIGN LANG. 26PP	BOEMMELS	JAMES	62,166	64,303
TEACHERS	7092	TEACHER-PRE K/SP.ED. 26PP	BOGART	MALLORY	54,849	56,603
TEACHERS	7055	TEACHER-CLIMATE SPECIALIST 26P	BOGART	MICHELLE	97,547	98,047
TEACHERS	7009	TEACHER-GRADE 5 26 PP	BOJNEC	SARAH	47,551	48,901
TEACHERS	7076	TEACHER-MAGNET SCH. RESOU.26PP	BONANNO	JO-ANN	76,003	78,589
TEACHERS	7075	TEACHER-SPECIAL ED 26PP	BONANNO	KAREN	93,319	93,819
TEACHERS	7011	TEACHER-GRADE 6 26PP	BONILLA	NANCY	74,700	77,562
TEACHERS	7077	TEACHER-INSTRUCT. COACH MATH26	BONZ	SAMANTHA	67,876	70,238
TEACHERS	7009	TEACHER-GRADE 5 26 PP	BORGNINE	BRIEN	62,063	63,885
TEACHERS	7038	TEACHER-FOREIGN LANG. 26PP	BORIA	JANARLEEN	62,166	64,303
TEACHERS	7091	TEACHER-SOC.STUDIES 10TH GR 26	BOROSKI	RYAN	52,638	54,349
TEACHERS	7048	TEACHER-SCHOOL PSYCH. 26PP	BORTUGNO	MATTHEW	57,451	59,204
TEACHERS	7073	TEACHER-PHYS. ED GRADES K-8 26	BOSSE	CHRISTOPHER	73,305	75,876
TEACHERS	7053	TEACHER-SPECIAL ED K-8 26PP	BOSTICCO	LORRAINE	48,246	49,945
TEACHERS	7038	TEACHER-FOREIGN LANG. 26PP	BOUHOUCHE	EL MAHFOUD	57,103	58,919
TEACHERS	7111	TEACHER-ENGINEERING 26PP	BOURHROUS	HASSAN	57,103	58,919
TEACHERS	7066	TEACHER-SCIENCE GRADES 5/8 26P	BOUTIN	SUZETTE	67,238	69,433
TEACHERS	7050	TEACHER-SCIENCE 26PP	BOUVE	NICOLE	48,246	49,945
TEACHERS	7053	TEACHER-SPECIAL ED K-8 26PP	BOWERMAN	KYLE	59,469	61,284
TEACHERS	7103	TEACHER-BILINGUAL ENGL. 5/8 26	BOWMAN	DOUGLAS	92,569	93,069
TEACHERS	7000	TEACHER-KINDERGARTEN 26PP	BOYNTON	CAROL	89,856	90,356
TEACHERS	7049	TEACHER-SCHOOL SOCIAL WRKR 26P	BRADLEY	YVONNE	92,569	93,069
TEACHERS	7050	TEACHER-SCIENCE 26PP	BRADSHAW	ELIZABETH	73,305	75,876
TEACHERS	7040	TEACHER-HOME ECONOMICS 26PP	BRADSHAW	NATHANIEL	71,038	73,600
TEACHERS	7052	TEACHER-HISTORY/SOCIAL STUD.26	BRAGINSKY	NATALIYA	61,884	63,780
TEACHERS	7005	TEACHER-GRADE 3 26 PP	BRANCATI	JENNIFER	83,551	86,689
TEACHERS	7075	TEACHER-SPECIAL ED 26PP	BRANCO	CINA	54,849	56,603
TEACHERS	7052	TEACHER-HISTORY/SOCIAL STUD.26	BRANCO	DANA	62,063	63,885
TEACHERS	7009	TEACHER-GRADE 5 26 PP	BRAYMAN	AMY	61,884	63,780
TEACHERS	7036	TEACHER-ENGLISH 26PP	BRELAND	CHEVAUNNE	61,884	63,780
TEACHERS	7059	TEACHER-VOCATIONAL EDUC. 26PP	BRENCHER	PHILIP	57,269	59,091
TEACHERS	7123	TCHR-PRIMGUIDE T. ELM MONT.26P	BRENES	MICHELLE	73,305	75,876
TEACHERS	7052	TEACHER-HISTORY/SOCIAL STUD.26	BRENNAN	CHRIS	70,133	72,505

Disclaimers:

Staffing roster for salaried positions as of January 2020.

2020-21 salaries are for budget purposes only and compensation is not guaranteed.

Listing does not constitute an offer of continued employment.

Board of Education Staff Roster

Class Name	Job Class Code	Job Class Code Desc.	Last Name	First Name	2019-2020 Salary	2020-2021 Salary
TEACHERS	7036	TEACHER-ENGLISH 26PP	BRENNER	AARON	92,569	93,069
TEACHERS	7039	TEACHER-GUIDANCE COUNSELOR 26P	BREULER	MIA	79,689	82,551
TEACHERS	7050	TEACHER-SCIENCE 26PP	BREWER	EDWARD	92,569	93,069
TEACHERS	7049	TEACHER-SCHOOL SOCIAL WRKR 26P	BRIGHT	ERICA	59,704	61,513
TEACHERS	7043	TEACHER-MATHEMATICS 26PP	BRIGHT	GWENDOLYN	93,319	93,819
TEACHERS	7052	TEACHER-HISTORY/SOCIAL STUD.26	BROCHIN	JAMES	80,211	82,817
TEACHERS	7053	TEACHER-SPECIAL ED K-8 26PP	BROOKS-DRAUGHN	L'TANYA	73,305	75,876
TEACHERS	7048	TEACHER-SCHOOL PSYCH. 26PP	BROWN	AISHA	53,042	54,740
TEACHERS	7032	TEACHER-BUSINESS 26PP	BROWN	KAREN	45,357	46,708
TEACHERS	7091	TEACHER-SOC.STUDIES 10TH GR 26	BROWN	MATTHEW	122,569	125,327
TEACHERS	7030	TEACHER-DEV. READING/K-8 26PP	BROWN	TIFFANY	67,238	69,433
TEACHERS	7071	TEACHER-ART GRADES K-8 26PP	BRUNELLI	LYNN	90,606	91,106
TEACHERS	7007	TEACHER-GRADE 4 26 PP	BRUNSON	ERIN	73,305	75,876
TEACHERS	7075	TEACHER-SPECIAL ED 26PP	BRUTON	JENNIFER	48,901	50,440
TEACHERS	7080	TEACHER-PRE-K 26PP	BRYANT	MIMI	73,305	75,876
TEACHERS	7032	TEACHER-BUSINESS 26PP	BRYSON	LISA	78,562	81,700
TEACHERS	7042	TEACHER-LIB/MEDIA SPEC. 26PP	BUCKLEY	ARIANA	89,856	90,356
TEACHERS	7043	TEACHER-MATHEMATICS 26PP	BUDDE	SUSAN	92,569	93,069
TEACHERS	7052	TEACHER-HISTORY/SOCIAL STUD.26	BUJELL	JOHN	90,606	91,106
TEACHERS	7085	TEACHER-INTEGR. LANG. ARTS 26P	BUJELL	SLOANE	62,166	64,303
TEACHERS	7080	TEACHER-PRE-K 26PP	BURGER	ALLISON	57,269	59,091
TEACHERS	7053	TEACHER-SPECIAL ED K-8 26PP	BURGESS	SARETH	73,305	75,876
TEACHERS	7050	TEACHER-SCIENCE 26PP	BURGESS	SHERRY	89,856	90,356
TEACHERS	7123	TCHR-PRIMGUIDE T. ELM MONT.26P	BURGETT-LEUTNER	JESSICA	50,440	52,138
TEACHERS	7003	TEACHER-GRADE 2 26 PP	BURGOS	CHRISTINE	69,894	72,117
TEACHERS	7049	TEACHER-SCHOOL SOCIAL WRKR 26P	BURLINSON	BRIANNA	50,151	51,503
TEACHERS	7007	TEACHER-GRADE 4 26 PP	BURNS	CHRISTINA	50,440	52,138
TEACHERS	7039	TEACHER-GUIDANCE COUNSELOR 26P	BURNS	THOMAS	89,856	90,356
TEACHERS	7046	TEACHER-PHYSICAL EDUCATION 26P	BUSH	JENNIFER	73,305	75,876
TEACHERS	7042	TEACHER-LIB/MEDIA SPEC. 26PP	BUYNAK	SHELLY	80,838	83,976
TEACHERS	7046	TEACHER-PHYSICAL EDUCATION 26P	CABALDON	MICHELLE	80,838	83,976
TEACHERS	7043	TEACHER-MATHEMATICS 26PP	CACOPARDO	MATTHEW	76,976	79,838
TEACHERS	7067	TEACHER-MATH GRADE 5/8 26PP	CAFFERTY	BETH	67,238	69,433
TEACHERS	7062	TEACHER-TECHNOLOGY EDUC.26PP	CAJARAVILLE-BONILLA	FRANCISCO	62,166	64,303
TEACHERS	7044	TEACHER-MUSIC 26PP	CALDWELL	KENNETH	92,569	93,069
TEACHERS	7068	TEACHER-SOCIAL STUD.GR. 5/8 26	CALDWELL	RICHARD	87,580	88,080
TEACHERS	7075	TEACHER-SPECIAL ED 26PP	CALIGAN	JAMIE	50,440	52,138
TEACHERS	7043	TEACHER-MATHEMATICS 26PP	CAMPBELL	MELVIN	52,638	54,349
TEACHERS	7042	TEACHER-LIB/MEDIA SPEC. 26PP	CAMPBELL	PAMELA	59,469	61,284
TEACHERS	7076	TEACHER-MAGNET SCH. RESOU.26PP	CAMPO	CARA	76,976	79,838
TEACHERS	7053	TEACHER-SPECIAL ED K-8 26PP	CANADA	JANELLE	92,569	93,069
TEACHERS	7114	TEACHER-LITERACY COACH. SPEC26	CANALORI	LAUREN	89,856	90,356
TEACHERS	7000	TEACHER-KINDERGARTEN 26PP	CANALORI	MINDY	59,469	61,284
TEACHERS	7085	TEACHER-INTEGR. LANG. ARTS 26P	CANINO	CHERYL	55,240	56,951
TEACHERS	7072	TEACHER-MUSIC GRADES K-8 26PP	CANZANELLA	DOREEN	70,133	72,505
TEACHERS	7062	TEACHER-TECHNOLOGY EDUC.26PP	CAP	JONATHAN	59,469	61,284
TEACHERS	7044	TEACHER-MUSIC 26PP	CAPOZZI	KEITH	50,440	52,138
TEACHERS	7080	TEACHER-PRE-K 26PP	CAPPELLA	LORRAINE	89,856	90,356
TEACHERS	7001	TEACHER-GRADE 1 26 PP	CAPPIELLO	MIRISSA	64,380	66,538
TEACHERS	7075	TEACHER-SPECIAL ED 26PP	CARABALLO	DAMARIS	54,909	56,719
TEACHERS	7007	TEACHER-GRADE 4 26 PP	CARAGLIOR	ADRIANNA	73,305	75,876
TEACHERS	7049	TEACHER-SCHOOL SOCIAL WRKR 26P	CARBONELLI	SU-LIN	79,689	82,551
TEACHERS	7038	TEACHER-FOREIGN LANG. 26PP	CARDALLIAGUET	MARIA	76,976	79,838
TEACHERS	7059	TEACHER-VOCATIONAL EDUC. 26PP	CARDELLO	PATRICK	89,856	90,356
TEACHERS	7046	TEACHER-PHYSICAL EDUCATION 26P	CARDEN	STEPHEN	52,656	54,409
TEACHERS	7068	TEACHER-SOCIAL STUD.GR. 5/8 26	CARDER	MELANIE	76,976	79,838
TEACHERS	7085	TEACHER-INTEGR. LANG. ARTS 26P	CARDOZO	EMILY	73,305	75,876
TEACHERS	7044	TEACHER-MUSIC 26PP	CAREY	EMMA	52,656	54,409
TEACHERS	7009	TEACHER-GRADE 5 26 PP	CARFORA	ALBERT	76,976	79,838
TEACHERS	7037	TEACHER-INSTRUC. COACH LIT.26P	CARINI	REGINA	76,003	78,589
TEACHERS	7007	TEACHER-GRADE 4 26 PP	CARLONI	HOPE	73,305	75,876
TEACHERS	7082	TEACHER-MATH/SCIENCE 26PP	CARLSON	DONNA	89,856	90,356
TEACHERS	7036	TEACHER-ENGLISH 26PP	CARLSON	JAMES	62,063	63,885
TEACHERS	7007	TEACHER-GRADE 4 26 PP	CARMO	MONICA	54,849	56,603
TEACHERS	7001	TEACHER-GRADE 1 26 PP	CARR	ROSALIE	89,856	90,356
TEACHERS	7053	TEACHER-SPECIAL ED K-8 26PP	CARRANO	ASHLEY	73,305	75,876
TEACHERS	7085	TEACHER-INTEGR. LANG. ARTS 26P	CARRANO	ERICA	59,469	61,284
TEACHERS	7050	TEACHER-SCIENCE 26PP	CARRASCO	NICOLAS	71,116	73,340
TEACHERS	7062	TEACHER-TECHNOLOGY EDUC.26PP	CARRINGTON	KELLY	73,305	75,876
TEACHERS	7011	TEACHER-GRADE 6 26PP	CARROLL-KOCH	LAURA	89,856	90,356

Disclaimers:

Staffing roster for salaried positions as of January 2020.

2020-21 salaries are for budget purposes only and compensation is not guaranteed.

Listing does not constitute an offer of continued employment.

Board of Education Staff Roster

Class Name	Job Class Code	Job Class Code Desc.	Last Name	First Name	2019-2020 Salary	2020-2021 Salary
TEACHERS	7035	TEACHER-TESOL 26PP	CARTAGENA	DIANA	76,976	79,838
TEACHERS	7003	TEACHER-GRADE 2 26 PP	CARTER	BENJAMIN	52,638	54,349
TEACHERS	7053	TEACHER-SPECIAL ED K-8 26PP	CARTER	CHANTEL	84,976	90,356
TEACHERS	7089	TEACHER-60% TIME 26PP	CARTER	DIANNA	38,628	39,497
TEACHERS	7000	TEACHER-KINDERGARTEN 26PP	CARTER	KATHLEEN	84,976	90,356
TEACHERS	7053	TEACHER-SPECIAL ED K-8 26PP	CASELLA	BERNADETTE	73,305	75,876
TEACHERS	7046	TEACHER-PHYSICAL EDUCATION 26P	CASELLA	ERCOLE	67,238	69,433
TEACHERS	7005	TEACHER-GRADE 3 26 PP	CASEY	CAITLYN	59,469	61,284
TEACHERS	7039	TEACHER-GUIDANCE COUNSELOR 26P	CASEY	KELLY	59,469	61,284
TEACHERS	7075	TEACHER-SPECIAL ED 26PP	CASIOPPPO	MARK	84,976	90,356
TEACHERS	7005	TEACHER-GRADE 3 26 PP	CASO	JENNIFER	67,238	69,433
TEACHERS	7053	TEACHER-SPECIAL ED K-8 26PP	CASSIDY	NICOLE	57,103	58,919
TEACHERS	7075	TEACHER-SPECIAL ED 26PP	CASSIDY	WENDY	84,976	90,356
TEACHERS	7038	TEACHER-FOREIGN LANG. 26PP	CASTELLANOS	DANIELA	54,849	56,603
TEACHERS	7046	TEACHER-PHYSICAL EDUCATION 26P	CASTELLI	TIMOTHY	45,357	46,708
TEACHERS	7054	TEACHER-SPEECH AND HEARING 26P	CATALA	JANICE	62,063	63,885
TEACHERS	7076	TEACHER-MAGNET SCH. RESOU.26PP	CATALA	JASON	76,003	78,589
TEACHERS	7048	TEACHER-SCHOOL PSYCH. 26PP	CATALANO	ADA	59,704	61,513
TEACHERS	7043	TEACHER-MATHEMATICS 26PP	CATALANO	ADAM	84,976	90,356
TEACHERS	7039	TEACHER-GUIDANCE COUNSELOR 26P	CATALANO	JENNIFER	53,042	54,740
TEACHERS	7085	TEACHER-INTEGR. LANG. ARTS 26P	CATALANO	PATRICIA	83,551	86,689
TEACHERS	7009	TEACHER-GRADE 5 26 PP	CAVANAGH	TIFFANY	50,440	52,138
TEACHERS	7071	TEACHER-ART GRADES K-8 26PP	CAVANAUGH	JUDITH	84,976	90,356
TEACHERS	7075	TEACHER-SPECIAL ED 26PP	CELENTANO	ERICA	48,246	49,945
TEACHERS	7084	TEACHER-COMPUTER ED/I.T. 26PP	CELESTINO	ANDRE	54,849	56,603
TEACHERS	7001	TEACHER-GRADE 1 26 PP	CELESTINO	TAYLOR	52,656	54,409
TEACHERS	7098	TEACHER-READ 180 26PP	CELOTTO	KIMBERLY	59,704	61,513
TEACHERS	7053	TEACHER-SPECIAL ED K-8 26PP	CEN	ZHANJING	92,569	93,069
TEACHERS	7036	TEACHER-ENGLISH 26PP	CENABRE	MARCO	54,909	56,719
TEACHERS	7068	TEACHER-SOCIAL STUD.GR. 5/8 26	CENERI	DIANNE	76,976	79,838
TEACHERS	7035	TEACHER-TESOL 26PP	CENTENO	JOSE	61,884	63,780
TEACHERS	7007	TEACHER-GRADE 4 26 PP	CESARE	HEATHER	73,305	75,876
TEACHERS	7049	TEACHER-SCHOOL SOCIAL WRKR 26P	CHAMPION	SHAVELLE	57,451	59,204
TEACHERS	7072	TEACHER-MUSIC GRADES K-8 26PP	CHAN	JENNIFER	61,884	63,780
TEACHERS	7068	TEACHER-SOCIAL STUD.GR. 5/8 26	CHANDLER	DAVID	76,976	79,838
TEACHERS	7075	TEACHER-SPECIAL ED 26PP	CHAPMAN	BRENDA	89,856	90,356
TEACHERS	7043	TEACHER-MATHEMATICS 26PP	CHAPMAN	SUNHWA	84,976	90,356
TEACHERS	7009	TEACHER-GRADE 5 26 PP	CHARLES	DENISE	92,569	93,069
TEACHERS	7043	TEACHER-MATHEMATICS 26PP	CHARLES	JEFFREY	64,380	66,538
TEACHERS	7053	TEACHER-SPECIAL ED K-8 26PP	CHARLES	SANDRA	67,238	69,433
TEACHERS	7009	TEACHER-GRADE 5 26 PP	CHASANOFF	KELLY	89,856	90,356
TEACHERS	7052	TEACHER-HISTORY/SOCIAL STUD.26	CHASE	PETER	73,305	75,876
TEACHERS	7038	TEACHER-FOREIGN LANG. 26PP	CHEN	ZHANYUN	57,103	58,919
TEACHERS	7038	TEACHER-FOREIGN LANG. 26PP	CHENG	HONG	57,103	58,919
TEACHERS	7016	TEACHER-ART 26PP	CHERNAK	ZACHARY	52,656	54,409
TEACHERS	7043	TEACHER-MATHEMATICS 26PP	CHERNOVETZ	BRADFORD	80,838	83,976
TEACHERS	7036	TEACHER-ENGLISH 26PP	CHESTER	LISA	59,469	61,284
TEACHERS	7060	TEACHER-VISUALLY HANDICAPPED26	CHIAPPETTA	JEANINE	92,569	93,069
TEACHERS	7072	TEACHER-MUSIC GRADES K-8 26PP	CHIARELLI	JACLYN	65,003	67,176
TEACHERS	7005	TEACHER-GRADE 3 26 PP	CHILQUINGA	ANGELA	59,469	61,284
TEACHERS	7039	TEACHER-GUIDANCE COUNSELOR 26P	CHISHOLM-EMFINGER	JENNIFER	76,976	79,838
TEACHERS	7053	TEACHER-SPECIAL ED K-8 26PP	CHOJNICKI	SHELLY	84,976	90,356
TEACHERS	7037	TEACHER-INSTRUC. COACH LIT.26P	CHOMA	ADRIANNA	69,894	72,117
TEACHERS	7073	TEACHER-PHYS. ED GRADES K-8 26	CHRISTLEY	MARVIN	89,856	90,356
TEACHERS	7047	TEACHER-READING 26PP	CHRISTONI	MANDI	67,238	69,433
TEACHERS	7036	TEACHER-ENGLISH 26PP	CIANCIULLI	LAUREN	64,380	66,538
TEACHERS	7085	TEACHER-INTEGR. LANG. ARTS 26P	CIANCIULLO	JULIANNE	73,305	75,876
TEACHERS	7053	TEACHER-SPECIAL ED K-8 26PP	CIARCIA	JENNIFER	70,133	72,505
TEACHERS	7037	TEACHER-INSTRUC. COACH LIT.26P	CIARLEGLIO	MARILYN	73,305	75,876
TEACHERS	7090	TEACHER-ITINERANT ELEMENTARY26	CICARELLA	DAVID	93,319	93,819
TEACHERS	7001	TEACHER-GRADE 1 26 PP	CICARELLI	FRANCESCA	54,849	56,603
TEACHERS	7050	TEACHER-SCIENCE 26PP	CICHUS	KATARZYNA	92,569	93,069
TEACHERS	7039	TEACHER-GUIDANCE COUNSELOR 26P	CIOCCI	AMY	67,238	69,433
TEACHERS	7052	TEACHER-HISTORY/SOCIAL STUD.26	CIPRIANO	JILL	76,976	79,838
TEACHERS	7035	TEACHER-TESOL 26PP	CLAMPITT	CYNTHIA	76,003	78,589
TEACHERS	7003	TEACHER-GRADE 2 26 PP	CLARK	CYNTHIA	54,849	56,603
TEACHERS	7065	TEACHER-ENGLISH GRADES 5/8 26P	CLARK	EDMUND	92,569	93,069
TEACHERS	7123	TCHR-PRIMGUIDE T. ELM MONT.26P	CLARK	SUSAN	84,976	90,356
TEACHERS	7011	TEACHER-GRADE 6 26PP	CLARKE	SARAH	76,003	78,589
TEACHERS	7066	TEACHER-SCIENCE GRADES 5/8 26P	CLAYTON	VANESSA	87,580	88,080

Disclaimers:

Staffing roster for salaried positions as of January 2020.

2020-21 salaries are for budget purposes only and compensation is not guaranteed.

Listing does not constitute an offer of continued employment.

Board of Education Staff Roster

Class Name	Job Class Code	Job Class Code Desc.	Last Name	First Name	2019-2020 Salary	2020-2021 Salary
TEACHERS	7049	TEACHER-SCHOOL SOCIAL WRKR 26P	CLERMONT	BRUINILDA	79,689	82,551
TEACHERS	7077	TEACHER-INSTRUCT. COACH MATH26	CLOSE	KATE	76,976	79,838
TEACHERS	7007	TEACHER-GRADE 4 26 PP	CLOSS	LAUREN	62,166	64,303
TEACHERS	7067	TEACHER-MATH GRADE 5/8 26PP	CLOUGH	RYAN	87,580	88,080
TEACHERS	7092	TEACHER-PRE K/SP.ED. 26PP	CLOW	JULIA	45,357	46,708
TEACHERS	7062	TEACHER-TECHNOLOGY EDUC.26PP	COBURN	RICHARD	92,569	93,069
TEACHERS	7077	TEACHER-INSTRUCT. COACH MATH26	COE	SHERYL	93,319	93,819
TEACHERS	7054	TEACHER-SPEECH AND HEARING 26P	COFFY	ROSEMARY	92,569	93,069
TEACHERS	7059	TEACHER-VOCATIONAL EDUC. 26PP	COFRANCESCO	MARK	74,700	77,562
TEACHERS	7043	TEACHER-MATHEMATICS 26PP	COHEN	DOROTHY	53,042	54,740
TEACHERS	7043	TEACHER-MATHEMATICS 26PP	COLAVOLPE	BRETT	67,238	69,433
TEACHERS	7067	TEACHER-MATH GRADE 5/8 26PP	COLE	SARA	54,849	56,603
TEACHERS	7076	TEACHER-MAGNET SCH. RESOU.26PP	COLEMAN	ALICE	87,689	93,069
TEACHERS	7001	TEACHER-GRADE 1 26 PP	COLLETT	CHRISTINA	54,849	56,603
TEACHERS	7044	TEACHER-MUSIC 26PP	COLLETTE	JOSEPH	89,856	90,356
TEACHERS	7068	TEACHER-SOCIAL STUD.GR. 5/8 26	COLLIER	ZANIA	71,038	73,600
TEACHERS	7016	TEACHER-ART 26PP	COLLIS	ALISON	112,819	115,357
TEACHERS	7020	TEACHER-BILINGUAL GRADE 2 26PP	COLON	DIANA	65,003	67,176
TEACHERS	7068	TEACHER-SOCIAL STUD.GR. 5/8 26	COLON	JAMES	76,003	78,589
TEACHERS	7038	TEACHER-FOREIGN LANG. 26PP	COLON	MAGDA	70,133	72,505
TEACHERS	7052	TEACHER-HISTORY/SOCIAL STUD.26	COMANDO	MAXWELL	52,638	54,349
TEACHERS	7074	TEACHER-FOREIGN LANG. K-8 26PP	COMBS	MARTHA	89,856	90,356
TEACHERS	7011	TEACHER-GRADE 6 26PP	CONAWAY	ADHAM	52,638	54,349
TEACHERS	7080	TEACHER-PRE-K 26PP	CONCAS	MONICA	54,849	56,603
TEACHERS	7049	TEACHER-SCHOOL SOCIAL WRKR 26P	CONNERY	PATRICIA	92,569	93,069
TEACHERS	7053	TEACHER-SPECIAL ED K-8 26PP	CONNOLLY	COLEEN	59,704	61,513
TEACHERS	7036	TEACHER-ENGLISH 26PP	CONNOLLY	TARA	92,569	93,069
TEACHERS	7048	TEACHER-SCHOOL PSYCH. 26PP	CONNOR	SARAH	50,151	51,503
TEACHERS	7056	TEACHER-TALENTED AND GIFTED 26	CONTI	PENNY	93,319	93,819
TEACHERS	7042	TEACHER-LIB/MEDIA SPEC. 26PP	COOK	ALICIA ANN	71,038	73,600
TEACHERS	7123	TCHR-PRIMGUIDE T. ELM MONT.26P	COONEY	MARIFRANCES	73,305	75,876
TEACHERS	7067	TEACHER-MATH GRADE 5/8 26PP	CORBETT	LATESHA	76,976	79,838
TEACHERS	7052	TEACHER-HISTORY/SOCIAL STUD.26	CORMIER	JESSICA	48,246	49,945
TEACHERS	7003	TEACHER-GRADE 2 26 PP	CORMIER	STACEY	73,305	75,876
TEACHERS	7043	TEACHER-MATHEMATICS 26PP	CORNELIUS	JOHN	59,469	61,284
TEACHERS	7053	TEACHER-SPECIAL ED K-8 26PP	CORREIA	MADISON	45,357	46,708
TEACHERS	7038	TEACHER-FOREIGN LANG. 26PP	CORTES	CLARA	92,569	93,069
TEACHERS	7076	TEACHER-MAGNET SCH. RESOU.26PP	COSTA	CORTNEY	73,305	75,876
TEACHERS	7026	TEACHER-BILINGUAL GRADE 5 26PP	COSTA-MARRERO	ELENA	59,691	61,566
TEACHERS	7036	TEACHER-ENGLISH 26PP	COTLIER-CASSELL	MOIRA	67,238	69,433
TEACHERS	7007	TEACHER-GRADE 4 26 PP	COTTEN	DANIELLE	50,440	52,138
TEACHERS	7032	TEACHER-BUSINESS 26PP	COTTO	WILLIAM	57,103	58,919
TEACHERS	7085	TEACHER-INTEGR. LANG. ARTS 26P	COURTNEY	EILEEN	48,246	49,945
TEACHERS	7005	TEACHER-GRADE 3 26 PP	COVINO	JENNIFER	48,901	50,440
TEACHERS	7015	TEACHER-ADULT EDUCATION 26PP	COWES	RICHARD	67,876	70,238
TEACHERS	7075	TEACHER-SPECIAL ED 26PP	COX	DENISE	71,038	73,600
TEACHERS	7108	TEACHER-VISUAL ARTS 26PP	COZZI	CHRISTOPHER	80,838	83,976
TEACHERS	7092	TEACHER-PRE K/SP.ED. 26PP	CRAIG	VICTORIA	50,445	52,156
TEACHERS	7007	TEACHER-GRADE 4 26 PP	CRISAFI	JEFFREY	50,440	52,138
TEACHERS	7003	TEACHER-GRADE 2 26 PP	CRISCUOLO	ANGELA	71,038	73,600
TEACHERS	7091	TEACHER-SOC.STUDIES 10TH GR 26	CRISCUOLO	ANTOINETTE	89,856	90,356
TEACHERS	7050	TEACHER-SCIENCE 26PP	CRISCUOLO	RAYMOND	84,976	90,356
TEACHERS	7076	TEACHER-MAGNET SCH. RESOU.26PP	CRISCUOLO	REGINA	89,856	90,356
TEACHERS	7001	TEACHER-GRADE 1 26 PP	CRIVELLONE	KRISTINA	48,246	49,945
TEACHERS	7085	TEACHER-INTEGR. LANG. ARTS 26P	CROTEAU	DANIEL	54,909	56,719
TEACHERS	7043	TEACHER-MATHEMATICS 26PP	CROWLEY	BARBARA	64,485	66,410
TEACHERS	7091	TEACHER-SOC.STUDIES 10TH GR 26	CRUMP	JAKAYA	57,103	58,919
TEACHERS	7052	TEACHER-HISTORY/SOCIAL STUD.26	CRUTCHFIELD	JACOB	48,901	50,440
TEACHERS	7075	TEACHER-SPECIAL ED 26PP	CRUZ	DANA	73,305	75,876
TEACHERS	7003	TEACHER-GRADE 2 26 PP	CUDWORTH	KIMBERLY	90,606	91,106
TEACHERS	7028	TEACHER-BILINGUAL GRADE 6 26PP	CUEVAS	INGRID	92,569	93,069
TEACHERS	7036	TEACHER-ENGLISH 26PP	CUMINALE	RICHARD	62,166	64,303
TEACHERS	7071	TEACHER-ART GRADES K-8 26PP	CUMMINGS	JENNIFER	73,305	75,876
TEACHERS	7053	TEACHER-SPECIAL ED K-8 26PP	CUNNINGHAM	DALY	47,551	48,901
TEACHERS	7053	TEACHER-SPECIAL ED K-8 26PP	CUNNINGHAM	TRACY	71,038	73,600
TEACHERS	7042	TEACHER-LIB/MEDIA SPEC. 26PP	CUPOLE	CHARLINE	92,569	93,069
TEACHERS	7005	TEACHER-GRADE 3 26 PP	CURNOW	CHRISTINA	70,133	72,505
TEACHERS	7098	TEACHER-READ 180 26PP	CURRY	COLLEEN	59,469	61,284
TEACHERS	7071	TEACHER-ART GRADES K-8 26PP	CURTIS	DANINE	84,976	90,356
TEACHERS	7007	TEACHER-GRADE 4 26 PP	CURTISS	ELIZABETH	54,849	56,603

Disclaimers:

Staffing roster for salaried positions as of January 2020.

2020-21 salaries are for budget purposes only and compensation is not guaranteed.

Listing does not constitute an offer of continued employment.

Board of Education Staff Roster

Class Name	Job Class Code	Job Class Code Desc.	Last Name	First Name	2019-2020 Salary	2020-2021 Salary
TEACHERS	7003	TEACHER-GRADE 2 26 PP	CUSANO	CAITLIN	57,103	58,919
TEACHERS	7009	TEACHER-GRADE 5 26 PP	CUSANO	SUNNY	52,638	54,349
TEACHERS	7037	TEACHER-INSTRUC. COACH LIT.26P	CUTICELLO	CARA	72,817	75,203
TEACHERS	7036	TEACHER-ENGLISH 26PP	DADIO	KATHRYN	65,003	67,176
TEACHERS	7011	TEACHER-GRADE 6 26PP	DAHLIN	CHRISTINE	67,238	69,433
TEACHERS	7036	TEACHER-ENGLISH 26PP	DAILEY	MELISSA	89,856	90,356
TEACHERS	7042	TEACHER-LIB/MEDIA SPEC. 26PP	DAITZMAN	PAULA	92,569	93,069
TEACHERS	7050	TEACHER-SCIENCE 26PP	DALEY	ANDRENNECKA	84,976	90,356
TEACHERS	7036	TEACHER-ENGLISH 26PP	DALEY	JOSEPH	59,469	61,284
TEACHERS	7052	TEACHER-HISTORY/SOCIAL STUD.26	DALEY	KEVIN	92,569	93,069
TEACHERS	7075	TEACHER-SPECIAL ED 26PP	D'AMBROSCA	OLGA-LYNN	73,305	75,876
TEACHERS	7036	TEACHER-ENGLISH 26PP	DANIELS	LAURA	64,380	66,538
TEACHERS	7050	TEACHER-SCIENCE 26PP	DARIN-LEGRAND	ANN	73,305	75,876
TEACHERS	7000	TEACHER-KINDERGARTEN 26PP	DAUGHENBAUGH	GINA	64,380	66,538
TEACHERS	7043	TEACHER-MATHEMATICS 26PP	DAVIS	BARBARA	52,638	54,349
TEACHERS	7016	TEACHER-ART 26PP	DAVIS	CLAUDINE	67,238	69,433
TEACHERS	7066	TEACHER-SCIENCE GRADES 5/8 26P	DAVIS	SHEILA	57,103	58,919
TEACHERS	7016	TEACHER-ART 26PP	DAVIS-RUCINSKI	LISA	92,569	93,069
TEACHERS	7068	TEACHER-SOCIAL STUD.GR. 5/8 26	DAWSON	TODD	79,689	82,551
TEACHERS	7007	TEACHER-GRADE 4 26 PP	DAYHARSH	JENNIFER	76,976	79,838
TEACHERS	7048	TEACHER-SCHOOL PSYCH. 26PP	DE MORRO	JAMES	67,010	69,194
TEACHERS	7075	TEACHER-SPECIAL ED 26PP	DE ALEJOS	SUSAN	92,569	93,069
TEACHERS	7053	TEACHER-SPECIAL ED K-8 26PP	DEANGELIS	ALISSE	50,440	52,138
TEACHERS	7005	TEACHER-GRADE 3 26 PP	DEARBORNE	KELLEY	73,305	75,876
TEACHERS	7046	TEACHER-PHYSICAL EDUCATION 26P	DECROSTA	STEVEN	73,305	75,876
TEACHERS	7050	TEACHER-SCIENCE 26PP	DECTER	WENDY	96,797	97,297
TEACHERS	7046	TEACHER-PHYSICAL EDUCATION 26P	DEFELICE	MICHAEL	54,909	56,719
TEACHERS	7000	TEACHER-KINDERGARTEN 26PP	DEGIACOMO	JILLIAN	48,246	49,945
TEACHERS	7039	TEACHER-GUIDANCE COUNSELOR 26P	DEGNAN	CARLIE	61,884	63,780
TEACHERS	7003	TEACHER-GRADE 2 26 PP	DELANEY	STEPHANIE	47,551	48,901
TEACHERS	7037	TEACHER-INSTRUC. COACH LIT.26P	DELBASSO	DONNA	89,856	90,356
TEACHERS	7077	TEACHER-INSTRUCT. COACH MATH26	DELLA PIETRA	LORI	92,569	93,069
TEACHERS	7052	TEACHER-HISTORY/SOCIAL STUD.26	DELOSSANTOS	ROHANNA	50,440	52,138
TEACHERS	7075	TEACHER-SPECIAL ED 26PP	DELUCIA	PASQUALE	88,330	88,830
TEACHERS	7057	TEACHER-THEATER/DRAMA 26PP	DELUCIA	SALVATORE	76,976	79,838
TEACHERS	7075	TEACHER-SPECIAL ED 26PP	DEMASI	MARIA	92,569	93,069
TEACHERS	7046	TEACHER-PHYSICAL EDUCATION 26P	DEMAYO	TRACY	73,305	75,876
TEACHERS	7039	TEACHER-GUIDANCE COUNSELOR 26P	DEMSKY	ELIZABETH	54,849	56,603
TEACHERS	7077	TEACHER-INSTRUCT. COACH MATH26	DEMSKY	JULIE	73,305	75,876
TEACHERS	7080	TEACHER-PRE-K 26PP	DENAPLES	KATHERINE	59,469	61,284
TEACHERS	7073	TEACHER-PHYS. ED GRADES K-8 26	DENNY	KRYSTLE	54,909	56,719
TEACHERS	7003	TEACHER-GRADE 2 26 PP	DENUZZO	DAWN	93,319	93,819
TEACHERS	7001	TEACHER-GRADE 1 26 PP	DENUZZO	DINEEN	89,856	90,356
TEACHERS	7073	TEACHER-PHYS. ED GRADES K-8 26	DEPALMA	DAVID	89,856	90,356
TEACHERS	7052	TEACHER-HISTORY/SOCIAL STUD.26	DERIU	LISA	73,305	75,876
TEACHERS	7007	TEACHER-GRADE 4 26 PP	DEROCHE	MELISSA	50,445	52,156
TEACHERS	7011	TEACHER-GRADE 6 26PP	DESIR-LEWIS	CARLA	89,856	90,356
TEACHERS	7015	TEACHER-ADULT EDUCATION 26PP	DESMOND	DONALD	84,976	90,356
TEACHERS	7052	TEACHER-HISTORY/SOCIAL STUD.26	DEST	STEPHEN	89,856	90,356
TEACHERS	7075	TEACHER-SPECIAL ED 26PP	DETRANI	GEOFFREY	92,569	93,069
TEACHERS	7074	TEACHER-FOREIGN LANG. K-8 26PP	DEYOUNGE	ADESINA	71,038	73,600
TEACHERS	7044	TEACHER-MUSIC 26PP	DI MARIA	NICHOLAS	70,133	72,505
TEACHERS	7038	TEACHER-FOREIGN LANG. 26PP	DIAZFAESZUNIGA	TERESA	50,440	52,138
TEACHERS	7076	TEACHER-MAGNET SCH. RESOU.26PP	DIAZ-ORTIZ	ROSALYN	92,569	93,069
TEACHERS	7075	TEACHER-SPECIAL ED 26PP	DICKINSON	KAYLA	46,708	48,246
TEACHERS	7053	TEACHER-SPECIAL ED K-8 26PP	DIGIOIA	DIANE	90,606	91,106
TEACHERS	7003	TEACHER-GRADE 2 26 PP	DIGIOIA	JENNIFER	64,380	66,538
TEACHERS	7000	TEACHER-KINDERGARTEN 26PP	DIGIOVANNA	KIM	47,551	48,901
TEACHERS	7114	TEACHER-LITERACY COACH. SPEC26	DILL	AIMEE	67,238	69,433
TEACHERS	7036	TEACHER-ENGLISH 26PP	DIMA	MIHAELA	61,884	63,780
TEACHERS	7044	TEACHER-MUSIC 26PP	DIMARCO	JACQUELYN	59,469	61,284
TEACHERS	7037	TEACHER-INSTRUC. COACH LIT.26P	DINAN	JENNIFER	89,856	90,356
TEACHERS	7053	TEACHER-SPECIAL ED K-8 26PP	DIPRETA	DONNA	57,103	58,919
TEACHERS	7006	TEACHER-GRADE 3-4 26 PP	DIRIENZO	KIMBERLY	57,103	58,919
TEACHERS	7084	TEACHER-COMPUTER ED/I.T. 26PP	DISCENZA	LAURA	59,469	61,284
TEACHERS	7060	TEACHER-VISUALLY HANDICAPPED26	DODGE	LYNDA	73,305	75,876
TEACHERS	7043	TEACHER-MATHEMATICS 26PP	DOGANI	THEODORA	57,103	58,919
TEACHERS	7050	TEACHER-SCIENCE 26PP	DOHENY	KIMBERLY	57,103	58,919
TEACHERS	7039	TEACHER-GUIDANCE COUNSELOR 26P	DOMOTOR	JESSICA	51,503	53,042
TEACHERS	7062	TEACHER-TECHNOLOGY EDUC.26PP	DONAHUE	ASHLEY	50,440	52,138

Disclaimers:

Staffing roster for salaried positions as of January 2020.

2020-21 salaries are for budget purposes only and compensation is not guaranteed.

Listing does not constitute an offer of continued employment.

Board of Education Staff Roster

Class Name	Job Class Code	Job Class Code Desc.	Last Name	First Name	2019-2020 Salary	2020-2021 Salary
TEACHERS	7036	TEACHER-ENGLISH 26PP	DONAHUE	JOHN	89,856	90,356
TEACHERS	7046	TEACHER-PHYSICAL EDUCATION 26P	DONOVAN	KENNETH	73,305	75,876
TEACHERS	7049	TEACHER-SCHOOL SOCIAL WRKR 26P	DONROE	ADAM	83,551	86,689
TEACHERS	7000	TEACHER-KINDERGARTEN 26PP	DONROE-SINK	SARAH	76,976	79,838
TEACHERS	7072	TEACHER-MUSIC GRADES K-8 26PP	DOOLEY	ERIN	76,976	79,838
TEACHERS	7094	TEACHER-CO-TEACHER ELEMEN.26PP	DORAZ	HEATHER	59,469	61,284
TEACHERS	7038	TEACHER-FOREIGN LANG. 26PP	DORLEANS	PHARA	64,380	66,538
TEACHERS	7013	TEACHER-GRADE 8 26PP	DOTTORI	BRITTNEY	50,445	52,156
TEACHERS	7046	TEACHER-PHYSICAL EDUCATION 26P	DOUGHERTY	PATRICK	45,357	46,708
TEACHERS	7050	TEACHER-SCIENCE 26PP	DOYLEY	DAMIAN	59,691	61,566
TEACHERS	7037	TEACHER-INSTRUC. COACH LIT.26P	DOZIER	HILARY	73,305	75,876
TEACHERS	7044	TEACHER-MUSIC 26PP	DRABIK	NICHOLAS	52,638	54,349
TEACHERS	7000	TEACHER-KINDERGARTEN 26PP	DRAUSS-MCDANIEL	KATHARINE	70,133	72,505
TEACHERS	7049	TEACHER-SCHOOL SOCIAL WRKR 26P	DRUM	ERIN	72,817	75,203
TEACHERS	7047	TEACHER-READING 26PP	DRURY	JENNIFER	80,838	83,976
TEACHERS	7038	TEACHER-FOREIGN LANG. 26PP	DRYMILLER	JOHN	76,976	79,838
TEACHERS	7053	TEACHER-SPECIAL ED K-8 26PP	DUCRAN	BRITTANY	73,305	75,876
TEACHERS	7043	TEACHER-MATHEMATICS 26PP	DUGO	DOMENICO	52,656	54,409
TEACHERS	7049	TEACHER-SCHOOL SOCIAL WRKR 26P	DUMARK	NANCY	92,569	93,069
TEACHERS	7007	TEACHER-GRADE 4 26 PP	DUMONT	DANIELLE	52,638	54,349
TEACHERS	7043	TEACHER-MATHEMATICS 26PP	DUNCAN	LEANNE	89,856	90,356
TEACHERS	7050	TEACHER-SCIENCE 26PP	DUNCAN	SHANE	48,246	49,945
TEACHERS	7000	TEACHER-KINDERGARTEN 26PP	DUNN	MARGARET	47,551	48,901
TEACHERS	7098	TEACHER-READ 180 26PP	DUNNE	CYNTHIA	84,976	90,356
TEACHERS	7009	TEACHER-GRADE 5 26 PP	DURAND	TRACY	76,976	79,838
TEACHERS	7016	TEACHER-ART 26PP	DURRWACHTER	TRAVIS	54,849	56,603
TEACHERS	7003	TEACHER-GRADE 2 26 PP	DURSO	CAROLYN	73,305	75,876
TEACHERS	7039	TEACHER-GUIDANCE COUNSELOR 26P	DUSA	ANGELINA	92,569	93,069
TEACHERS	7053	TEACHER-SPECIAL ED K-8 26PP	DZIEJMA	DONATA	76,003	78,589
TEACHERS	7043	TEACHER-MATHEMATICS 26PP	EAR	AMY	59,469	61,284
TEACHERS	7008	TEACHER-GRADE 4-5 26 PP	EASTMAN	LEXIE	50,440	52,138
TEACHERS	7062	TEACHER-TECHNOLOGY EDUC.26PP	EATON	STEPHEN	59,469	61,284
TEACHERS	7052	TEACHER-HISTORY/SOCIAL STUD.26	ECKE	MARK	52,638	54,349
TEACHERS	7036	TEACHER-ENGLISH 26PP	EDGETT	SIMON	73,305	75,876
TEACHERS	7065	TEACHER-ENGLISH GRADES 5/8 26P	EDWARDS	LORNA	89,856	90,356
TEACHERS	7080	TEACHER-PRE-K 26PP	EDWARDS	PATRICE	89,856	90,356
TEACHERS	7017	TEACHER-BILINGUAL KDG. 26PP	ELGERT	NANCY	87,689	93,069
TEACHERS	7038	TEACHER-FOREIGN LANG. 26PP	ELKAMAH	HANAN	46,708	48,246
TEACHERS	7005	TEACHER-GRADE 3 26 PP	ELLENTHAL	ALEXANDER	48,246	49,945
TEACHERS	7036	TEACHER-ENGLISH 26PP	ELLWANGER	SUSAN	89,856	90,356
TEACHERS	7038	TEACHER-FOREIGN LANG. 26PP	ELYAHYAOU	ZAHRA	48,246	49,945
TEACHERS	7036	TEACHER-ENGLISH 26PP	ENG	TIMOTHY	70,133	72,505
TEACHERS	7036	TEACHER-ENGLISH 26PP	ENGLART	MINDI	73,305	75,876
TEACHERS	7003	TEACHER-GRADE 2 26 PP	ENGLER	CAITLIN	61,884	63,780
TEACHERS	7080	TEACHER-PRE-K 26PP	ENG-SZETO	IVY	87,689	93,069
TEACHERS	7005	TEACHER-GRADE 3 26 PP	EPPS	ERICA	73,305	75,876
TEACHERS	7123	TCHR-PRIMGUIDE T. ELM MONT.26P	ERARD	JAMES	59,469	61,284
TEACHERS	7050	TEACHER-SCIENCE 26PP	ERICKSON	MATTHEW	92,569	93,069
TEACHERS	7080	TEACHER-PRE-K 26PP	ERRICO	PATRICE	89,856	90,356
TEACHERS	7043	TEACHER-MATHEMATICS 26PP	ERTELT	PAMELA	89,856	90,356
TEACHERS	7036	TEACHER-ENGLISH 26PP	ESCARFULLERY	NICOLE	59,469	61,284
TEACHERS	7088	TEACHER-BILINGUAL K-8 26PP	ESPAILLAT	LUISA	70,133	72,505
TEACHERS	7073	TEACHER-PHYS. ED GRADES K-8 26	ESPOSITO	LU-ANN	80,838	83,976
TEACHERS	7035	TEACHER-TESOL 26PP	ESPOSITO	MICHAEL	84,976	90,356
TEACHERS	7057	TEACHER-THEATER/DRAMA 26PP	ESPOSITO	ROBERT	73,305	75,876
TEACHERS	7053	TEACHER-SPECIAL ED K-8 26PP	ESPOSITO	THERESE	90,606	91,106
TEACHERS	7038	TEACHER-FOREIGN LANG. 26PP	ESPOSITO	VANDELINA	89,856	90,356
TEACHERS	7011	TEACHER-GRADE 6 26PP	EVANKO-WEBER	ABIGAIL	73,305	75,876
TEACHERS	7076	TEACHER-MAGNET SCH. RESOU.26PP	EVANS	BREANNA	59,469	61,284
TEACHERS	7067	TEACHER-MATH GRADE 5/8 26PP	EVANS	GEORGE	89,856	90,356
TEACHERS	7043	TEACHER-MATHEMATICS 26PP	EVANS	LYNNELL	59,469	61,284
TEACHERS	7039	TEACHER-GUIDANCE COUNSELOR 26P	EVANS	RENEE	92,569	93,069
TEACHERS	7005	TEACHER-GRADE 3 26 PP	EVOLA	JULIA	48,246	49,332
TEACHERS	7038	TEACHER-FOREIGN LANG. 26PP	FARFONE	MELISSA	52,656	54,409
TEACHERS	7009	TEACHER-GRADE 5 26 PP	FARGEORGE	THOMAS	52,638	54,349
TEACHERS	7052	TEACHER-HISTORY/SOCIAL STUD.26	FARRELL	IAN	47,551	48,901
TEACHERS	7066	TEACHER-SCIENCE GRADES 5/8 26P	FARRELL	JESSICA	50,445	52,156
TEACHERS	7050	TEACHER-SCIENCE 26PP	FARRELL	NICHOLAS	50,440	52,138
TEACHERS	7039	TEACHER-GUIDANCE COUNSELOR 26P	FASANO	KARA	83,551	86,689
TEACHERS	7072	TEACHER-MUSIC GRADES K-8 26PP	FASANO	STEVEN	80,838	83,976

Disclaimers:

Staffing roster for salaried positions as of January 2020.

2020-21 salaries are for budget purposes only and compensation is not guaranteed.

Listing does not constitute an offer of continued employment.

Board of Education Staff Roster

Class Name	Job Class Code	Job Class Code Desc.	Last Name	First Name	2019-2020 Salary	2020-2021 Salary
TEACHERS	7009	TEACHER-GRADE 5 26 PP	FAZZUOLI	RICHARD	92,569	93,069
TEACHERS	7009	TEACHER-GRADE 5 26 PP	FEDAK	ALYSON	57,103	58,919
TEACHERS	7036	TEACHER-ENGLISH 26PP	FEE	ROBERT	59,469	61,284
TEACHERS	7050	TEACHER-SCIENCE 26PP	FELTON-PATNAUDE	KIM	87,689	93,069
TEACHERS	7075	TEACHER-SPECIAL ED 26PP	FENDER	GENESIS	73,305	75,876
TEACHERS	7036	TEACHER-ENGLISH 26PP	FENSORE	TANYA	76,003	78,589
TEACHERS	7039	TEACHER-GUIDANCE COUNSELOR 26P	FEQUIERE-SMITH	ANDERLOVE	59,469	61,284
TEACHERS	7005	TEACHER-GRADE 3 26 PP	FERGUSON-MCLEAN	GWENDOLYN	73,305	75,876
TEACHERS	7001	TEACHER-GRADE 1 26 PP	FERNANDEZ	ANDREA	76,976	79,838
TEACHERS	7020	TEACHER-BILINGUAL GRADE 2 26PP	FERNANDEZ	CAROLINA	50,445	52,156
TEACHERS	7043	TEACHER-MATHEMATICS 26PP	FERRANDIZ	ASHLEY	57,103	58,919
TEACHERS	7030	TEACHER-DEV. READING/K-8 26PP	FERRARO	CHRISTINA	73,305	75,876
TEACHERS	7046	TEACHER-PHYSICAL EDUCATION 26P	FERREIRA	JOSEPH	67,238	69,433
TEACHERS	7067	TEACHER-MATH GRADE 5/8 26PP	FERTIG	STEPHEN	76,976	79,838
TEACHERS	7039	TEACHER-GUIDANCE COUNSELOR 26P	FESTA	IRIS	67,238	69,433
TEACHERS	7046	TEACHER-PHYSICAL EDUCATION 26P	FESTO	ROBERT	76,976	79,838
TEACHERS	7003	TEACHER-GRADE 2 26 PP	FIGARO	BRITTNEY	52,656	54,409
TEACHERS	7036	TEACHER-ENGLISH 26PP	FIGUEROA	DANIELA	73,305	75,876
TEACHERS	7003	TEACHER-GRADE 2 26 PP	FIGULY	CYNTHIA	45,357	46,708
TEACHERS	7049	TEACHER-SCHOOL SOCIAL WRKR 26P	FILPO	MACIEL	59,704	61,513
TEACHERS	7009	TEACHER-GRADE 5 26 PP	FINCH	LISA	83,551	86,689
TEACHERS	7011	TEACHER-GRADE 6 26PP	FINN	ELIZABETH	52,638	54,349
TEACHERS	7000	TEACHER-KINDERGARTEN 26PP	FINNUCAN	CAROL	76,976	79,838
TEACHERS	7035	TEACHER-TESOL 26PP	FITZGIBBONS	MEGHEN	59,469	61,284
TEACHERS	7007	TEACHER-GRADE 4 26 PP	FIX	GEOFFREY	54,849	56,603
TEACHERS	7016	TEACHER-ART 26PP	FLAGG	JENNIFER	57,103	58,919
TEACHERS	7075	TEACHER-SPECIAL ED 26PP	FLAHERTY	THOMAS	73,305	75,876
TEACHERS	7039	TEACHER-GUIDANCE COUNSELOR 26P	FLANAGAN	BRIAN	61,884	63,780
TEACHERS	7005	TEACHER-GRADE 3 26 PP	FLANAGAN	KEVIN	47,551	48,901
TEACHERS	7009	TEACHER-GRADE 5 26 PP	FLANIGAN	HOPE	76,976	79,838
TEACHERS	7053	TEACHER-SPECIAL ED K-8 26PP	FLYNN	DOREEN	89,856	90,356
TEACHERS	7016	TEACHER-ART 26PP	FLYNN	STEVEN	64,380	66,538
TEACHERS	7005	TEACHER-GRADE 3 26 PP	FOHSZ	LUCIANA	48,901	50,440
TEACHERS	7053	TEACHER-SPECIAL ED K-8 26PP	FONDA	DEBORAH	87,580	88,080
TEACHERS	7009	TEACHER-GRADE 5 26 PP	FORAKER	SARAH	47,551	48,901
TEACHERS	7007	TEACHER-GRADE 4 26 PP	FORD	JODY	90,606	91,106
TEACHERS	7065	TEACHER-ENGLISH GRADES 5/8 26P	FORMICA	VICTORIA	52,638	54,349
TEACHERS	7000	TEACHER-KINDERGARTEN 26PP	FORNAL	MADISON	47,551	48,901
TEACHERS	7005	TEACHER-GRADE 3 26 PP	FORSA	RACHEL	57,103	58,919
TEACHERS	7052	TEACHER-HISTORY/SOCIAL STUD.26	FORSELIUS	ERIK	89,856	90,356
TEACHERS	7043	TEACHER-MATHEMATICS 26PP	FORSTROM	AUDRA	87,580	88,080
TEACHERS	7010	TEACHER-GRADE 5-6 26 PP	FORTE	LOUIS	62,063	63,885
TEACHERS	7005	TEACHER-GRADE 3 26 PP	FORTIER	JOHN	76,976	79,838
TEACHERS	7046	TEACHER-PHYSICAL EDUCATION 26P	FORTIN	ELIJAH	48,246	49,945
TEACHERS	7004	TEACHER-GRADE 2-3 26 PP	FORTUNA	JOHN	48,901	50,440
TEACHERS	7052	TEACHER-HISTORY/SOCIAL STUD.26	FOUNTAIN	FELICIA	92,569	93,069
TEACHERS	7046	TEACHER-PHYSICAL EDUCATION 26P	FRAIOLI	ANTHONY	52,656	54,409
TEACHERS	7068	TEACHER-SOCIAL STUD.GR. 5/8 26	FRANCIS	KIMBERLY	89,856	90,356
TEACHERS	7080	TEACHER-PRE-K 26PP	FRANCO	ELIZABETH	76,976	79,838
TEACHERS	7077	TEACHER-INSTRUCT. COACH MATH26	FRANK	ERIN	76,976	79,838
TEACHERS	7043	TEACHER-MATHEMATICS 26PP	FRANK	WILLIAM	89,856	90,356
TEACHERS	7048	TEACHER-SCHOOL PSYCH. 26PP	FRANKLIN	STEVEN	87,779	90,917
TEACHERS	7003	TEACHER-GRADE 2 26 PP	FREDERICKS	MICHELLE	61,884	63,780
TEACHERS	7000	TEACHER-KINDERGARTEN 26PP	FREEMAN	JOCELYN	50,440	52,138
TEACHERS	7028	TEACHER-BILINGUAL GRADE 6 26PP	FRENCH	ALLISON	73,305	75,876
TEACHERS	7075	TEACHER-SPECIAL ED 26PP	FREY	KASSANDRA	45,357	46,708
TEACHERS	7072	TEACHER-MUSIC GRADES K-8 26PP	FRIED	MATTHEW	64,380	66,538
TEACHERS	7011	TEACHER-GRADE 6 26PP	FRIELLO	ALESSA	54,849	56,603
TEACHERS	7071	TEACHER-ART GRADES K-8 26PP	FROBEL	MELISSA	61,884	63,780
TEACHERS	7001	TEACHER-GRADE 1 26 PP	FROST	JANITA	61,884	63,780
TEACHERS	7072	TEACHER-MUSIC GRADES K-8 26PP	FRY	CHRISTOPHER	83,551	86,689
TEACHERS	7050	TEACHER-SCIENCE 26PP	FUCCI	MICHELE	80,838	83,976
TEACHERS	7043	TEACHER-MATHEMATICS 26PP	FUCHS	KURT	89,856	90,356
TEACHERS	7080	TEACHER-PRE-K 26PP	FUENTES	JOCELYN	54,909	56,719
TEACHERS	7111	TEACHER-ENGINEERING 26PP	FUTRELL	ALLEN	89,856	90,356
TEACHERS	7050	TEACHER-SCIENCE 26PP	FYFE	CAROLINE	48,246	49,945
TEACHERS	7050	TEACHER-SCIENCE 26PP	GABRIELE	JOHN	48,246	49,945
TEACHERS	7009	TEACHER-GRADE 5 26 PP	GABRIELE	JOSEPHA	73,305	75,876
TEACHERS	7046	TEACHER-PHYSICAL EDUCATION 26P	GACHI	STACEY	76,003	78,589
TEACHERS	7085	TEACHER-INTEGR. LANG. ARTS 26P	GAGLIARDI	PATRICIA	64,485	66,410

Disclaimers:

Staffing roster for salaried positions as of January 2020.

2020-21 salaries are for budget purposes only and compensation is not guaranteed.

Listing does not constitute an offer of continued employment.

Board of Education Staff Roster

Class Name	Job Class Code	Job Class Code Desc.	Last Name	First Name	2019-2020 Salary	2020-2021 Salary
TEACHERS	7053	TEACHER-SPECIAL ED K-8 26PP	GAGLIARDI	SHERYL	62,166	64,303
TEACHERS	7071	TEACHER-ART GRADES K-8 26PP	GALANTE	MAURA	76,976	79,838
TEACHERS	7046	TEACHER-PHYSICAL EDUCATION 26P	GALE	TRAVIS	70,133	72,505
TEACHERS	7098	TEACHER-READ 180 26PP	GALEMB	BECKY	73,305	75,876
TEACHERS	7009	TEACHER-GRADE 5 26 PP	GALKO	AMANDA	54,849	56,603
TEACHERS	7066	TEACHER-SCIENCE GRADES 5/8 26P	GALLAGHER	EVELYN	89,856	90,356
TEACHERS	7071	TEACHER-ART GRADES K-8 26PP	GALLAGHER	MELODY	65,003	67,176
TEACHERS	7003	TEACHER-GRADE 2 26 PP	GAMBARDELLA	MARY-LYNN	52,638	54,349
TEACHERS	7003	TEACHER-GRADE 2 26 PP	GAMBINO	TAYLOR	50,440	52,138
TEACHERS	7064	TEACHER-1 YR APPT 26PP	GARA	GARY	41,656	43,357
TEACHERS	7001	TEACHER-GRADE 1 26 PP	GARCEAU	CARRIE	76,976	79,838
TEACHERS	7003	TEACHER-GRADE 2 26 PP	GARCEAU	KAITLIN	73,305	75,876
TEACHERS	7067	TEACHER-MATH GRADE 5/8 26PP	GARCIA	ALYSSA	57,103	58,919
TEACHERS	7048	TEACHER-SCHOOL PSYCH. 26PP	GARCIA	JESENIA	62,063	63,885
TEACHERS	7080	TEACHER-PRE-K 26PP	GARCIA	JONNIE	61,884	63,780
TEACHERS	7007	TEACHER-GRADE 4 26 PP	GARCIA	KIMBERLY	64,380	66,538
TEACHERS	7003	TEACHER-GRADE 2 26 PP	GARCIA	SUZANNAH	45,357	46,708
TEACHERS	7036	TEACHER-ENGLISH 26PP	GARDNER	NICOLA	76,976	79,838
TEACHERS	7080	TEACHER-PRE-K 26PP	GARDNER-KENNEDY	CAROLYN	54,909	56,719
TEACHERS	7047	TEACHER-READING 26PP	GARON	PAULA	61,884	63,780
TEACHERS	7037	TEACHER-INSTRUC. COACH LIT.26P	GARRISON	JOHANNA	89,856	90,356
TEACHERS	7075	TEACHER-SPECIAL ED 26PP	GARSTKA	JAMIE	64,380	66,538
TEACHERS	7115	TEACHER-MAG.RES.-SOC. STUD.26P	GAVRIN	MEREDITH	89,856	90,356
TEACHERS	7046	TEACHER-PHYSICAL EDUCATION 26P	GAWEL	REBECCA	59,469	61,284
TEACHERS	7056	TEACHER-TALENTED AND GIFTED 26	GEE	ALARIC	89,856	90,356
TEACHERS	7001	TEACHER-GRADE 1 26 PP	GEHR	LYNN	84,976	90,356
TEACHERS	7050	TEACHER-SCIENCE 26PP	GEIST	GABRIEL	89,856	90,356
TEACHERS	7001	TEACHER-GRADE 1 26 PP	GEIST	LYNN	64,380	66,538
TEACHERS	7072	TEACHER-MUSIC GRADES K-8 26PP	GELB	SARAH	47,551	48,901
TEACHERS	7053	TEACHER-SPECIAL ED K-8 26PP	GEMMELL	PAUL	84,976	90,356
TEACHERS	7068	TEACHER-SOCIAL STUD.GR. 5/8 26	GENEROSO	LAURA	57,103	58,919
TEACHERS	7005	TEACHER-GRADE 3 26 PP	GENN	JONATHAN	70,133	72,505
TEACHERS	7053	TEACHER-SPECIAL ED K-8 26PP	GENTILE	STEPHANIE	71,038	73,600
TEACHERS	7010	TEACHER-GRADE 5-6 26 PP	GEOGHEGAN	TAYLOR	45,357	46,708
TEACHERS	7075	TEACHER-SPECIAL ED 26PP	GEORGE	HEATHER	92,569	93,069
TEACHERS	7067	TEACHER-MATH GRADE 5/8 26PP	GEORGIA-STEELE	KIMBERLEY	90,606	91,106
TEACHERS	7080	TEACHER-PRE-K 26PP	GERE	AMANDA	61,884	63,780
TEACHERS	7050	TEACHER-SCIENCE 26PP	GERSCH	TIMOTHY	61,513	63,268
TEACHERS	7072	TEACHER-MUSIC GRADES K-8 26PP	GIAMMATTEI	JACQUELYNN	70,133	72,505
TEACHERS	7046	TEACHER-PHYSICAL EDUCATION 26P	GIARDINI	MICHAEL	67,010	69,194
TEACHERS	7035	TEACHER-TESOL 26PP	GIBBONS	ALAN	92,569	93,069
TEACHERS	7080	TEACHER-PRE-K 26PP	GIBBS	MONIQUE	89,856	90,356
TEACHERS	7061	TEACHER-BILINGUAL SOC. STUD.26	GIL DE RUBIO	JEANETTE	89,856	90,356
TEACHERS	7009	TEACHER-GRADE 5 26 PP	GILLORAN	STEPHANIE	50,440	52,138
TEACHERS	7036	TEACHER-ENGLISH 26PP	GINZBERG	SAMANTHA	57,103	58,919
TEACHERS	7010	TEACHER-GRADE 5-6 26 PP	GIORDANO	LARISSA	73,305	75,876
TEACHERS	7016	TEACHER-ART 26PP	GIORDANO	TANIA MARIA	79,689	82,551
TEACHERS	7000	TEACHER-KINDERGARTEN 26PP	GIUSTI	KATELYN	61,884	63,780
TEACHERS	7036	TEACHER-ENGLISH 26PP	GIZA	JOHN	62,063	63,885
TEACHERS	7037	TEACHER-INSTRUC. COACH LIT.26P	GLADCZUK	DANIA	73,305	75,876
TEACHERS	7009	TEACHER-GRADE 5 26 PP	GLASSMAN	ROBERT	89,856	90,356
TEACHERS	7016	TEACHER-ART 26PP	GLENN-PERSON	VANESSA	84,976	90,356
TEACHERS	7073	TEACHER-PHYS. ED GRADES K-8 26	GLICKMAN	MARY	70,133	72,505
TEACHERS	7092	TEACHER-PRE K/SP.ED. 26PP	GOGLIA	DONNA	79,689	82,551
TEACHERS	7001	TEACHER-GRADE 1 26 PP	GOLDSTEIN-STOLL	SARA	54,849	56,603
TEACHERS	7035	TEACHER-TESOL 26PP	GOMES	PAOLA	54,909	56,719
TEACHERS	7043	TEACHER-MATHEMATICS 26PP	GOMES	STEPHANIE	73,305	75,876
TEACHERS	7038	TEACHER-FOREIGN LANG. 26PP	GOMEZ	ANTHONY	54,909	56,719
TEACHERS	7003	TEACHER-GRADE 2 26 PP	GONCALVES	KRISTINA	59,469	61,284
TEACHERS	7004	TEACHER-GRADE 2-3 26 PP	GONSALVES	ALENA	47,551	48,901
TEACHERS	7007	TEACHER-GRADE 4 26 PP	GONZALES	LEO	50,440	52,138
TEACHERS	7003	TEACHER-GRADE 2 26 PP	GONZALEZ	JACQUELINE	57,103	58,919
TEACHERS	7020	TEACHER-BILINGUAL GRADE 2 26PP	GONZALEZ	JENNIFER	46,708	48,246
TEACHERS	7032	TEACHER-BUSINESS 26PP	GONZALEZ	JOSEPH	76,003	78,589
TEACHERS	7074	TEACHER-FOREIGN LANG. K-8 26PP	GONZALEZ	MARILYN	87,580	88,080
TEACHERS	7074	TEACHER-FOREIGN LANG. K-8 26PP	GONZALEZ	SHIRLEY	52,638	54,349
TEACHERS	7058	TEACHER-HEARING IMPAIRED 26P	GOOD	MARY	89,856	90,356
TEACHERS	7006	TEACHER-GRADE 3-4 26 PP	GOODRICH	DEBRA	89,856	90,356
TEACHERS	7076	TEACHER-MAGNET SCH. RESOU.26PP	GOODRICH	JUDITH	83,551	86,689
TEACHERS	7035	TEACHER-TESOL 26PP	GOODWIN	KAITLYN	62,063	63,885

Disclaimers:

Staffing roster for salaried positions as of January 2020.

2020-21 salaries are for budget purposes only and compensation is not guaranteed.

Listing does not constitute an offer of continued employment.

Board of Education Staff Roster

Class Name	Job Class Code	Job Class Code Desc.	Last Name	First Name	2019-2020 Salary	2020-2021 Salary
TEACHERS	7053	TEACHER-SPECIAL ED K-8 26PP	GORDON	ALEXANDER	50,440	52,138
TEACHERS	7001	TEACHER-GRADE 1 26 PP	GORHAM KELLEY	CAMILLE	73,305	75,876
TEACHERS	7032	TEACHER-BUSINESS 26PP	GRACY	LAURIE	76,003	78,589
TEACHERS	7011	TEACHER-GRADE 6 26PP	GRAHAM	RASHANA	67,238	69,433
TEACHERS	7076	TEACHER-MAGNET SCH. RESOU.26PP	GRANATA-BASSO	ALYSSA	64,380	66,538
TEACHERS	7036	TEACHER-ENGLISH 26PP	GRANDFIELD SCHIMANSKI	KRISTEN	89,856	90,356
TEACHERS	7085	TEACHER-INTEGR. LANG. ARTS 26P	GRANGER	TANIESHA	52,638	54,349
TEACHERS	7000	TEACHER-KINDERGARTEN 26PP	GRANT	GYNA	64,485	66,410
TEACHERS	7039	TEACHER-GUIDANCE COUNSELOR 26P	GRANT	LINDA	73,305	75,876
TEACHERS	7001	TEACHER-GRADE 1 26 PP	GRASSO	JENNIFER	50,445	52,156
TEACHERS	7075	TEACHER-SPECIAL ED 26PP	GRAVES	JENNIFER	59,469	61,284
TEACHERS	7072	TEACHER-MUSIC GRADES K-8 26PP	GRECO	GILLIAN	59,469	61,284
TEACHERS	7094	TEACHER-CO-TEACHER ELEMEN.26PP	GRECO	PETER	57,103	58,919
TEACHERS	7032	TEACHER-BUSINESS 26PP	GREENE	MELISSA	87,689	93,069
TEACHERS	7050	TEACHER-SCIENCE 26PP	GREENLAW-WHITTEL	COLLEEN	89,856	90,356
TEACHERS	7075	TEACHER-SPECIAL ED 26PP	GRIFFIN	CAROLINE	87,580	88,080
TEACHERS	7038	TEACHER-FOREIGN LANG. 26PP	GRIFFIN	CHIA-LIEN	59,691	61,566
TEACHERS	7011	TEACHER-GRADE 6 26PP	GRIFFIN	GARRETT	46,708	48,246
TEACHERS	7001	TEACHER-GRADE 1 26 PP	GRIFFIN	JAMIE	50,445	52,156
TEACHERS	7050	TEACHER-SCIENCE 26PP	GRIFFIN	LYNN	80,838	83,976
TEACHERS	7012	TEACHER-GRADE 7 26PP	GRIFFIN	SEAN	89,856	90,356
TEACHERS	7003	TEACHER-GRADE 2 26 PP	GRIGGS	JENNIFER	54,849	56,603
TEACHERS	7052	TEACHER-HISTORY/SOCIAL STUD.26	GRINDROD	BRIAN	72,817	75,203
TEACHERS	7085	TEACHER-INTEGR. LANG. ARTS 26P	GUIDRY	ELISE	50,440	52,138
TEACHERS	7038	TEACHER-FOREIGN LANG. 26PP	GUIMAREY-FOLEY	CAROLINA	48,246	49,945
TEACHERS	7053	TEACHER-SPECIAL ED K-8 26PP	GUTIERREZ	STACY	61,884	63,780
TEACHERS	7009	TEACHER-GRADE 5 26 PP	GWIAZDA	LAURIE	73,305	75,876
TEACHERS	7000	TEACHER-KINDERGARTEN 26PP	HABELOW	LESLIE	48,901	50,440
TEACHERS	7053	TEACHER-SPECIAL ED K-8 26PP	HAGGERTY	ROBIN	80,838	83,976
TEACHERS	7013	TEACHER-GRADE 8 26PP	HAILEY	TAJI'	52,638	54,349
TEACHERS	7043	TEACHER-MATHEMATICS 26PP	HAINES	STACY	74,040	76,304
TEACHERS	7052	TEACHER-HISTORY/SOCIAL STUD.26	HALL	KARL	74,040	76,304
TEACHERS	7053	TEACHER-SPECIAL ED K-8 26PP	HALL	MARIANNE	61,884	63,780
TEACHERS	7050	TEACHER-SCIENCE 26PP	HAMILTON	DEIRDRE	89,856	90,356
TEACHERS	7000	TEACHER-KINDERGARTEN 26PP	HAMPTON	TAREY	54,849	56,603
TEACHERS	7016	TEACHER-ART 26PP	HAN	BONNIE	89,856	90,356
TEACHERS	7067	TEACHER-MATH GRADE 5/8 26PP	HAND	PATRICIA	57,103	58,919
TEACHERS	7036	TEACHER-ENGLISH 26PP	HANDY	AIDAN	57,103	58,919
TEACHERS	7102	TEACHER-DANCE 26PP	HANKEY	STEPHEN	67,876	70,238
TEACHERS	7036	TEACHER-ENGLISH 26PP	HANOVER	RYAN	89,856	90,356
TEACHERS	7005	TEACHER-GRADE 3 26 PP	HANSEN	SUSAN	80,838	83,976
TEACHERS	7050	TEACHER-SCIENCE 26PP	HANSON	MELANIE	54,849	56,603
TEACHERS	7049	TEACHER-SCHOOL SOCIAL WRKR 26P	HARDY	VALERIE	83,551	86,689
TEACHERS	7022	TEACHER-BILINGUAL GRADE 3 26PP	HARISI	VANESA	80,838	83,976
TEACHERS	7009	TEACHER-GRADE 5 26 PP	HARKINS	PATRICIA	89,856	90,356
TEACHERS	7001	TEACHER-GRADE 1 26 PP	HARMON	REBECCA	48,246	49,945
TEACHERS	7039	TEACHER-GUIDANCE COUNSELOR 26P	HARRELL	CANDICE	50,151	51,503
TEACHERS	7000	TEACHER-KINDERGARTEN 26PP	HARRINGTON	ALICIA	54,849	56,603
TEACHERS	7075	TEACHER-SPECIAL ED 26PP	HARRINGTON	MARY	92,569	93,069
TEACHERS	7000	TEACHER-KINDERGARTEN 26PP	HARRIS	TRACY	89,856	90,356
TEACHERS	7042	TEACHER-LIB/MEDIA SPEC. 26PP	HART	ELIZABETH	89,856	90,356
TEACHERS	7015	TEACHER-ADULT EDUCATION 26PP	HART	MARTA	92,569	93,069
TEACHERS	7036	TEACHER-ENGLISH 26PP	HARTZELL	ESTHER	50,440	52,138
TEACHERS	7052	TEACHER-HISTORY/SOCIAL STUD.26	HASTINGS	ELLIOTT	50,445	52,156
TEACHERS	7032	TEACHER-BUSINESS 26PP	HATFIELD	ROYCE	92,569	93,069
TEACHERS	7032	TEACHER-BUSINESS 26PP	HATTON	MELISSA	67,238	69,433
TEACHERS	7075	TEACHER-SPECIAL ED 26PP	HAUGHTON	HAROLD	89,856	90,356
TEACHERS	7048	TEACHER-SCHOOL PSYCH. 26PP	HAYDEN	ALEXANDRIA	51,503	53,042
TEACHERS	7077	TEACHER-INSTRUCT. COACH MATH26	HAYDEN	MARGARET	84,976	90,356
TEACHERS	7053	TEACHER-SPECIAL ED K-8 26PP	HAYES	KERRY	47,551	48,901
TEACHERS	7080	TEACHER-PRE-K 26PP	HAYES	SYLVIA	93,319	93,819
TEACHERS	7003	TEACHER-GRADE 2 26 PP	HAYWARD	KATHARINE	59,469	61,284
TEACHERS	7001	TEACHER-GRADE 1 26 PP	HEALY	MARY	59,469	61,284
TEACHERS	7052	TEACHER-HISTORY/SOCIAL STUD.26	HEALY	RYAN	54,849	56,603
TEACHERS	7071	TEACHER-ART GRADES K-8 26PP	HEATH	CONCETTA	45,357	46,708
TEACHERS	7028	TEACHER-BILINGUAL GRADE 6 26PP	HEATH	RYAN	59,469	61,284
TEACHERS	7003	TEACHER-GRADE 2 26 PP	HEBERT	KRISTEN	73,305	75,876
TEACHERS	7047	TEACHER-READING 26PP	HEENAN	PATRICK	84,976	90,356
TEACHERS	7000	TEACHER-KINDERGARTEN 26PP	HEINIG	ALYSSA	45,357	46,708
TEACHERS	7098	TEACHER-READ 180 26PP	HEITER	CYNTHIA	92,569	93,069

Disclaimers:

Staffing roster for salaried positions as of January 2020.

2020-21 salaries are for budget purposes only and compensation is not guaranteed.

Listing does not constitute an offer of continued employment.

Board of Education Staff Roster

Class Name	Job Class Code	Job Class Code Desc.	Last Name	First Name	2019-2020 Salary	2020-2021 Salary
TEACHERS	7032	TEACHER-BUSINESS 26PP	HEKELER	CHRISTOPHER	73,305	75,876
TEACHERS	7001	TEACHER-GRADE 1 26 PP	HELAK	DANA	54,849	56,603
TEACHERS	7054	TEACHER-SPEECH AND HEARING 26P	HENLEY	DIANE	93,319	93,819
TEACHERS	7042	TEACHER-LIB/MEDIA SPEC. 26PP	HENNESSEY	MARGUERITE	89,856	90,356
TEACHERS	7075	TEACHER-SPECIAL ED 26PP	HENNESSY	PAUL	87,689	93,069
TEACHERS	7049	TEACHER-SCHOOL SOCIAL WRKR 26P	HENRY-GREENE	DONNA	92,569	93,069
TEACHERS	7011	TEACHER-GRADE 6 26PP	HERNANDEZ	KEILA	45,357	46,708
TEACHERS	7029	TEACHER-BILINGUAL GRADE 7 26PP	HERNANDEZ	ORLANDO	84,976	90,356
TEACHERS	7039	TEACHER-GUIDANCE COUNSELOR 26P	HERNANDEZ-DEGROAT	DIANA	80,838	83,976
TEACHERS	7050	TEACHER-SCIENCE 26PP	HERNDON	DAVID	73,305	75,876
TEACHERS	7050	TEACHER-SCIENCE 26PP	HERRIMAN	SEAMUS	48,246	49,945
TEACHERS	7000	TEACHER-KINDERGARTEN 26PP	HERRMANN	DANIELLE	80,838	83,976
TEACHERS	7007	TEACHER-GRADE 4 26 PP	HERRMANN	PATRICK	73,305	75,876
TEACHERS	7035	TEACHER-TESOL 26PP	HEWITT	NATINA	73,305	75,876
TEACHERS	7077	TEACHER-INSTRUCT. COACH MATH26	HICK	ELIZABETH	92,569	93,069
TEACHERS	7032	TEACHER-BUSINESS 26PP	HICKEY	DAVID	82,700	88,080
TEACHERS	7076	TEACHER-MAGNET SCH. RESOU.26PP	HICKINSON	FANA	57,103	58,919
TEACHERS	7024	TEACHER-BILINGUAL GRADE 4 26PP	HIDALGO	THERESA	54,849	56,603
TEACHERS	7053	TEACHER-SPECIAL ED K-8 26PP	HIGGINS	SUSAN BETH	89,856	90,356
TEACHERS	7049	TEACHER-SCHOOL SOCIAL WRKR 26P	HIGGINSON	KATELYNN	53,042	54,740
TEACHERS	7067	TEACHER-MATH GRADE 5/8 26PP	HILL	JONATHAN	73,305	75,876
TEACHERS	7049	TEACHER-SCHOOL SOCIAL WRKR 26P	HILL	NANCY	92,569	93,069
TEACHERS	7038	TEACHER-FOREIGN LANG. 26PP	HILYARD	VIRGINIA	92,569	93,069
TEACHERS	7003	TEACHER-GRADE 2 26 PP	HODGE	CYNTHIA	76,003	78,589
TEACHERS	7049	TEACHER-SCHOOL SOCIAL WRKR 26P	HOFF	JANELLE	59,704	61,513
TEACHERS	7075	TEACHER-SPECIAL ED 26PP	HOFFECKER	JAMES	57,103	58,919
TEACHERS	7011	TEACHER-GRADE 6 26PP	HOFFMAN	EDWARD	76,976	79,838
TEACHERS	7011	TEACHER-GRADE 6 26PP	HOFFMAN	ELIZABETH	89,856	90,356
TEACHERS	7003	TEACHER-GRADE 2 26 PP	HOGAN	KESHIA	50,440	52,138
TEACHERS	7039	TEACHER-GUIDANCE COUNSELOR 26P	HOLCOMB	TIFFANY	67,238	69,433
TEACHERS	7072	TEACHER-MUSIC GRADES K-8 26PP	HOLDER	SALEENA	57,269	59,091
TEACHERS	7048	TEACHER-SCHOOL PSYCH. 26PP	HOLLOWAY	MONIQUE	72,817	75,203
TEACHERS	7005	TEACHER-GRADE 3 26 PP	HOLMBERG	JENNA MARIE	73,305	75,876
TEACHERS	7039	TEACHER-GUIDANCE COUNSELOR 26P	HOLMS	BRIGID	73,305	75,876
TEACHERS	7009	TEACHER-GRADE 5 26 PP	HOLOHAN	JESSICA	84,976	90,356
TEACHERS	7111	TEACHER-ENGINEERING 26PP	HOLOHAN	WILLIAM	62,063	63,885
TEACHERS	7000	TEACHER-KINDERGARTEN 26PP	HOLZBAR	FRANCES	61,884	63,780
TEACHERS	7048	TEACHER-SCHOOL PSYCH. 26PP	HONIG	ELAINE	51,503	53,042
TEACHERS	7036	TEACHER-ENGLISH 26PP	HOPE	KELLY	71,116	73,340
TEACHERS	7068	TEACHER-SOCIAL STUD.GR. 5/8 26	HOPES-MCFADDEN	KIRSTEN	96,797	97,297
TEACHERS	7007	TEACHER-GRADE 4 26 PP	HOPKINS	KATHERINE	73,305	75,876
TEACHERS	7071	TEACHER-ART GRADES K-8 26PP	HORNE	SUSAN	64,380	66,538
TEACHERS	7001	TEACHER-GRADE 1 26 PP	HOSEN	JANE	57,269	59,091
TEACHERS	7000	TEACHER-KINDERGARTEN 26PP	HOSOZAWA-FELDENZER	EIKO	73,305	75,876
TEACHERS	7075	TEACHER-SPECIAL ED 26PP	HOWE	DAVID	89,856	90,356
TEACHERS	7077	TEACHER-INSTRUCT. COACH MATH26	HUGHES	MARGARET	69,894	72,117
TEACHERS	7054	TEACHER-SPEECH AND HEARING 26P	HUGHES-JOHNSON	SHARDAE	69,894	72,117
TEACHERS	7050	TEACHER-SCIENCE 26PP	HULIN	BERNARD	87,779	90,917
TEACHERS	7016	TEACHER-ART 26PP	HULTGREN	VICTORIA	46,708	48,246
TEACHERS	7001	TEACHER-GRADE 1 26 PP	HUOT	DIANE	89,856	90,356
TEACHERS	7011	TEACHER-GRADE 6 26PP	HURLEY	CHRISTINE	57,103	58,919
TEACHERS	7053	TEACHER-SPECIAL ED K-8 26PP	HUTTER	GWENDOLYN	73,305	75,876
TEACHERS	7039	TEACHER-GUIDANCE COUNSELOR 26P	HUTTON-MOORE	KIM	89,856	90,356
TEACHERS	7011	TEACHER-GRADE 6 26PP	HYNE	GINA MARIE	59,691	61,566
TEACHERS	7075	TEACHER-SPECIAL ED 26PP	HYNES	KRISTY	70,133	72,505
TEACHERS	7005	TEACHER-GRADE 3 26 PP	IANNIELLO	KRISTEN	57,103	58,919
TEACHERS	7085	TEACHER-INTEGR. LANG. ARTS 26P	IANNUCILLI	KAYLA	54,849	56,603
TEACHERS	7080	TEACHER-PRE-K 26PP	IMPRONTO	GINA	47,551	48,901
TEACHERS	7038	TEACHER-FOREIGN LANG. 26PP	IMPROTA	ALFONSINA	57,269	59,091
TEACHERS	7077	TEACHER-INSTRUCT. COACH MATH26	INGA	KELLY	57,103	58,388
TEACHERS	7080	TEACHER-PRE-K 26PP	IOVANNE	SUZANNE	89,856	90,356
TEACHERS	7024	TEACHER-BILINGUAL GRADE 4 26PP	IRIZARRY	GLORIA	74,700	77,562
TEACHERS	7005	TEACHER-GRADE 3 26 PP	IRIZARRY-GORDON	JENNIFER	76,976	79,838
TEACHERS	7123	TCHR-PRIMGUIDE T. ELM MONT.26P	IYILIKCI	NESLIN	54,849	56,603
TEACHERS	7077	TEACHER-INSTRUCT. COACH MATH26	JACA	AUREA	69,894	72,117
TEACHERS	7043	TEACHER-MATHEMATICS 26PP	JACK	DANIEL	83,551	86,689
TEACHERS	7085	TEACHER-INTEGR. LANG. ARTS 26P	JACKSON	PAULETTE	92,569	93,069
TEACHERS	7054	TEACHER-SPEECH AND HEARING 26P	JACKSON	SONDI	92,569	93,069
TEACHERS	7075	TEACHER-SPECIAL ED 26PP	JACOBS	BENJAMIN	57,103	58,919
TEACHERS	7047	TEACHER-READING 26PP	JAMES	ALESHIA	62,063	63,885

Disclaimers:

Staffing roster for salaried positions as of January 2020.

2020-21 salaries are for budget purposes only and compensation is not guaranteed.

Listing does not constitute an offer of continued employment.

Board of Education Staff Roster

Class Name	Job Class Code	Job Class Code Desc.	Last Name	First Name	2019-2020 Salary	2020-2021 Salary
TEACHERS	7053	TEACHER-SPECIAL ED K-8 26PP	JAMES	SCOTT	64,380	66,538
TEACHERS	7075	TEACHER-SPECIAL ED 26PP	JAMSEK	BLANKA	70,133	72,505
TEACHERS	7073	TEACHER-PHYS. ED GRADES K-8 26	JEFFERSON	VIVIAN	80,838	83,976
TEACHERS	7044	TEACHER-MUSIC 26PP	JENNETT	MATTHEW	50,440	52,138
TEACHERS	7080	TEACHER-PRE-K 26PP	JENNINGS	SAMANTHA	46,708	48,246
TEACHERS	7043	TEACHER-MATHEMATICS 26PP	JEON	SUNGHEE	61,884	63,780
TEACHERS	7003	TEACHER-GRADE 2 26 PP	JERMINE	JACQUELINE	57,103	58,388
TEACHERS	7044	TEACHER-MUSIC 26PP	JIMENEZ-LARA	NATALIE	50,440	52,138
TEACHERS	7053	TEACHER-SPECIAL ED K-8 26PP	JOHNSON	ANTHOULA	73,305	75,876
TEACHERS	7035	TEACHER-TESOL 26PP	JOHNSON	CAROLINE	64,380	66,538
TEACHERS	7011	TEACHER-GRADE 6 26PP	JOHNSON	DEBORAH	89,856	90,356
TEACHERS	7052	TEACHER-HISTORY/SOCIAL STUD.26	JOHNSON	DEIDRE	59,469	61,284
TEACHERS	7075	TEACHER-SPECIAL ED 26PP	JOHNSON	HANNAH	47,551	48,901
TEACHERS	7043	TEACHER-MATHEMATICS 26PP	JOHNSON	HORACE	73,305	75,876
TEACHERS	7098	TEACHER-READ 180 26PP	JOHNSON	RHONDA	76,976	79,838
TEACHERS	7075	TEACHER-SPECIAL ED 26PP	JOHNSON	SHAUNQUETTA	62,063	63,885
TEACHERS	7099	TEACHER-INSTRUCT. COACH OTH26P	JOHNSON	SHAWNA	79,689	82,551
TEACHERS	7036	TEACHER-ENGLISH 26PP	JOHNSTON	ELIZABETH	73,305	75,876
TEACHERS	7048	TEACHER-SCHOOL PSYCH. 26PP	JOLON	SANDY	55,240	56,951
TEACHERS	7043	TEACHER-MATHEMATICS 26PP	JONES	ASHLEY	70,133	72,505
TEACHERS	7036	TEACHER-ENGLISH 26PP	JONES	COLLEEN	50,440	52,138
TEACHERS	7066	TEACHER-SCIENCE GRADES 5/8 26P	JONES	DOUGLAS	89,856	90,356
TEACHERS	7054	TEACHER-SPEECH AND HEARING 26P	JONES	JACLYN	59,704	61,513
TEACHERS	7072	TEACHER-MUSIC GRADES K-8 26PP	JONES	JEFFREY	84,976	90,356
TEACHERS	7050	TEACHER-SCIENCE 26PP	JONES	PAUL	72,817	75,203
TEACHERS	7028	TEACHER-BILINGUAL GRADE 6 26PP	JOSEPH	KYANNA	48,901	50,440
TEACHERS	7059	TEACHER-VOCATIONAL EDUC. 26PP	JOSEPH	STEVEN	84,976	90,356
TEACHERS	7050	TEACHER-SCIENCE 26PP	JOSHI	SAVITA	62,063	63,885
TEACHERS	7073	TEACHER-PHYS. ED GRADES K-8 26	JOYNER	DALE	92,569	93,069
TEACHERS	7005	TEACHER-GRADE 3 26 PP	JUNG	AMANDA	47,551	48,901
TEACHERS	7007	TEACHER-GRADE 4 26 PP	KACZMAREK	KATHRYN	59,469	61,284
TEACHERS	7043	TEACHER-MATHEMATICS 26PP	KAFOGLIS	CHRISTIAN	89,856	90,356
TEACHERS	7032	TEACHER-BUSINESS 26PP	KANE	SARAH	50,440	52,138
TEACHERS	7036	TEACHER-ENGLISH 26PP	KANE	TIMOTHY	54,909	56,719
TEACHERS	7049	TEACHER-SCHOOL SOCIAL WRKR 26P	KANHAI	SHERITA	64,485	66,410
TEACHERS	7074	TEACHER-FOREIGN LANG. K-8 26PP	KARANXHA	VALBONA	80,211	82,817
TEACHERS	7035	TEACHER-TESOL 26PP	KARELL	JUSTO	89,856	90,356
TEACHERS	7011	TEACHER-GRADE 6 26PP	KARKOS	MATTHEW	59,469	61,284
TEACHERS	7037	TEACHER-INSTRUC. COACH LIT.26P	KASBARIAN	SHELLEY	73,305	75,876
TEACHERS	7001	TEACHER-GRADE 1 26 PP	KATUZNEY	ABBEY	64,380	66,538
TEACHERS	7036	TEACHER-ENGLISH 26PP	KATZ	JUDITH	73,305	75,876
TEACHERS	7005	TEACHER-GRADE 3 26 PP	KATZ	MELISSA	54,849	56,603
TEACHERS	7000	TEACHER-KINDERGARTEN 26PP	KAYE	JENNIFER	67,238	69,433
TEACHERS	7075	TEACHER-SPECIAL ED 26PP	KAYE	LINDSAY	50,445	52,156
TEACHERS	7035	TEACHER-TESOL 26PP	KAZADI	FIDEL	70,133	72,505
TEACHERS	7000	TEACHER-KINDERGARTEN 26PP	KAZAKEWICH	KRISTIN	59,469	61,284
TEACHERS	7071	TEACHER-ART GRADES K-8 26PP	KAZIENKO	ELENA	70,133	72,505
TEACHERS	7052	TEACHER-HISTORY/SOCIAL STUD.26	KAZIENKO	PETER	59,469	61,284
TEACHERS	7006	TEACHER-GRADE 3-4 26 PP	KEENEY	AMANDA	73,305	75,876
TEACHERS	7075	TEACHER-SPECIAL ED 26PP	KEHRLEY	KIRK	73,305	75,876
TEACHERS	7009	TEACHER-GRADE 5 26 PP	KEISH	AMANDA	47,551	48,901
TEACHERS	7032	TEACHER-BUSINESS 26PP	KEITH	JENNIFER	72,817	75,203
TEACHERS	7114	TEACHER-LITERACY COACH. SPEC26	KEITH	SEISHA	89,856	90,356
TEACHERS	7085	TEACHER-INTEGR. LANG. ARTS 26P	KELLY	CAROL	59,469	61,284
TEACHERS	7114	TEACHER-LITERACY COACH. SPEC26	KELLY	LYNN	92,569	93,069
TEACHERS	7003	TEACHER-GRADE 2 26 PP	KELLY	NANCY	90,606	91,106
TEACHERS	7052	TEACHER-HISTORY/SOCIAL STUD.26	KELLY	ROBERT	76,976	79,838
TEACHERS	7057	TEACHER-THEATER/DRAMA 26PP	KELLY	STEPHANIE	57,269	59,091
TEACHERS	7007	TEACHER-GRADE 4 26 PP	KENNEDY	CAITLIN	59,469	61,284
TEACHERS	7067	TEACHER-MATH GRADE 5/8 26PP	KENNEDY	JOHN	87,689	93,069
TEACHERS	7030	TEACHER-DEV. READING/K-8 26PP	KENNEY	JAMES	89,856	90,356
TEACHERS	7039	TEACHER-GUIDANCE COUNSELOR 26P	KEOGH	FIDELMA	83,551	86,689
TEACHERS	7072	TEACHER-MUSIC GRADES K-8 26PP	KERNEY	JENNIE	84,976	90,356
TEACHERS	7053	TEACHER-SPECIAL ED K-8 26PP	KIELY	MARYBETH	90,606	91,106
TEACHERS	7053	TEACHER-SPECIAL ED K-8 26PP	KILEY	ANGELA	57,103	58,919
TEACHERS	7050	TEACHER-SCIENCE 26PP	KIM	JOSEPH	46,708	48,246
TEACHERS	7075	TEACHER-SPECIAL ED 26PP	KING	JULIA	71,038	73,600
TEACHERS	7075	TEACHER-SPECIAL ED 26PP	KING-EVANS	NOSHINA	69,894	72,117
TEACHERS	7072	TEACHER-MUSIC GRADES K-8 26PP	KINSMAN	DANIEL	67,238	69,433
TEACHERS	7005	TEACHER-GRADE 3 26 PP	KIRKLAND-MULLINS	WALTRINA	89,856	90,356

Disclaimers:

Staffing roster for salaried positions as of January 2020.

2020-21 salaries are for budget purposes only and compensation is not guaranteed.

Listing does not constitute an offer of continued employment.

Board of Education Staff Roster

Class Name	Job Class Code	Job Class Code Desc.	Last Name	First Name	2019-2020 Salary	2020-2021 Salary
TEACHERS	7004	TEACHER-GRADE 2-3 26 PP	KIVELL	AMANDA	61,884	63,780
TEACHERS	7009	TEACHER-GRADE 5 26 PP	KLEIN	REBECCA	59,469	61,284
TEACHERS	7043	TEACHER-MATHEMATICS 26PP	KLEINFELD	BARRY	89,856	90,356
TEACHERS	7075	TEACHER-SPECIAL ED 26PP	KNAPP	JESSICA	78,562	81,700
TEACHERS	7075	TEACHER-SPECIAL ED 26PP	KNECHT	AMANDA	54,849	56,603
TEACHERS	7075	TEACHER-SPECIAL ED 26PP	KNIES	MAGGIE	47,551	48,901
TEACHERS	7008	TEACHER-GRADE 4-5 26 PP	KNOWLES	VALERIE	89,856	90,356
TEACHERS	7007	TEACHER-GRADE 4 26 PP	KOCH	ERIKA	73,305	75,876
TEACHERS	7038	TEACHER-FOREIGN LANG. 26PP	KOEHLER	RAYMOND	89,856	90,356
TEACHERS	7050	TEACHER-SCIENCE 26PP	KONNO LEONFFU	KATTIE	50,440	52,138
TEACHERS	7036	TEACHER-ENGLISH 26PP	KOONZE	MEGAN	79,689	82,551
TEACHERS	7005	TEACHER-GRADE 3 26 PP	KOPCZUK	AMY	73,305	75,876
TEACHERS	7007	TEACHER-GRADE 4 26 PP	KORWEK	PAIGE	48,901	50,440
TEACHERS	7043	TEACHER-MATHEMATICS 26PP	KOSLOFF	DEBORAH	89,856	90,356
TEACHERS	7008	TEACHER-GRADE 4-5 26 PP	KOTKIN	ALEXANDER	59,469	61,284
TEACHERS	7056	TEACHER-TALENTED AND GIFTED 26	KOUNTZ	DAWN	89,856	90,356
TEACHERS	7009	TEACHER-GRADE 5 26 PP	KOUTSAPLIS	HELENI	64,380	66,538
TEACHERS	7048	TEACHER-SCHOOL PSYCH. 26PP	KOVERMAN	ELANA	92,569	93,069
TEACHERS	7114	TEACHER-LITERACY COACH. SPEC26	KOZLOWSKI	LORI	76,003	78,589
TEACHERS	7085	TEACHER-INTEGR. LANG. ARTS 26P	KRAUSS	JASON	79,689	82,551
TEACHERS	7043	TEACHER-MATHEMATICS 26PP	KRISAVAGE	VERONICA	73,305	75,876
TEACHERS	7043	TEACHER-MATHEMATICS 26PP	KROOPNECK	MARINA	57,103	58,919
TEACHERS	7075	TEACHER-SPECIAL ED 26PP	KUHLTHAU	DANIEL	92,569	93,069
TEACHERS	7067	TEACHER-MATH GRADE 5/8 26PP	KUNA	KEVIN	45,357	46,708
TEACHERS	7001	TEACHER-GRADE 1 26 PP	KURZAWA	ELISABETH	48,901	50,440
TEACHERS	7076	TEACHER-MAGNET SCH. RESOU.26PP	KUSZPA	MICHAEL	59,469	61,284
TEACHERS	7099	TEACHER-INSTRUCT. COACH OTH26P	KWOLEK	KATARZYNA	67,010	69,194
TEACHERS	7009	TEACHER-GRADE 5 26 PP	KYLE	ELIZABETH	73,305	75,876
TEACHERS	7036	TEACHER-ENGLISH 26PP	LA PAN	DANIELLE	70,133	72,505
TEACHERS	7012	TEACHER-GRADE 7 26PP	LABBADIA	JULIE	50,440	52,138
TEACHERS	7067	TEACHER-MATH GRADE 5/8 26PP	LABRADOR	MICHELLE	46,708	48,246
TEACHERS	7059	TEACHER-VOCATIONAL EDUC. 26PP	LACROSS	PEBBLES	57,103	58,919
TEACHERS	7000	TEACHER-KINDERGARTEN 26PP	LAGASSE	KARIS	61,884	63,780
TEACHERS	7066	TEACHER-SCIENCE GRADES 5/8 26P	LAGGIS	AMY	67,238	69,433
TEACHERS	7053	TEACHER-SPECIAL ED K-8 26PP	LAMB	SUSANNE	76,976	79,838
TEACHERS	7065	TEACHER-ENGLISH GRADES 5/8 26P	LAMBERTI	MEDEA	76,003	78,589
TEACHERS	7001	TEACHER-GRADE 1 26 PP	LANDINO-MASTRIANNI	MARY	59,469	61,284
TEACHERS	7039	TEACHER-GUIDANCE COUNSELOR 26P	LANDOW	MARK	87,689	93,069
TEACHERS	7043	TEACHER-MATHEMATICS 26PP	LANGLEY	AMY	59,469	61,284
TEACHERS	7049	TEACHER-SCHOOL SOCIAL WRKR 26P	LANGLOIS	JENNIFER	57,103	58,919
TEACHERS	7009	TEACHER-GRADE 5 26 PP	LANGLOIS	PAULA	89,856	90,356
TEACHERS	7009	TEACHER-GRADE 5 26 PP	LANGSTAFF	KEVIN	57,103	58,919
TEACHERS	7007	TEACHER-GRADE 4 26 PP	LANK	DARLA	71,038	73,600
TEACHERS	7050	TEACHER-SCIENCE 26PP	LAPIA	SARALYN	70,133	72,505
TEACHERS	7052	TEACHER-HISTORY/SOCIAL STUD.26	LAPIDUS	LISA	87,689	93,069
TEACHERS	7044	TEACHER-MUSIC 26PP	LARA	JOSE	50,440	52,138
TEACHERS	7048	TEACHER-SCHOOL PSYCH. 26PP	LAREAU	LISA	76,003	78,589
TEACHERS	7075	TEACHER-SPECIAL ED 26PP	LARSON	PATRICIA	45,357	46,708
TEACHERS	7043	TEACHER-MATHEMATICS 26PP	LATELLA	ANTHONY	50,445	52,156
TEACHERS	7080	TEACHER-PRE-K 26PP	LATHROP	PAULA	89,856	90,356
TEACHERS	7048	TEACHER-SCHOOL PSYCH. 26PP	LATKA	CHRISTOPHER	76,003	78,589
TEACHERS	7052	TEACHER-HISTORY/SOCIAL STUD.26	LAUB	JOHN	80,838	83,976
TEACHERS	7077	TEACHER-INSTRUCT. COACH MATH26	LAUBER	EDWARD	54,909	56,719
TEACHERS	7000	TEACHER-KINDERGARTEN 26PP	LAUDANO	MARISA	50,440	52,138
TEACHERS	7001	TEACHER-GRADE 1 26 PP	LAUGHLIN	SUSAN	89,856	90,356
TEACHERS	7053	TEACHER-SPECIAL ED K-8 26PP	LAVORGNA	KAREN	89,856	90,356
TEACHERS	7072	TEACHER-MUSIC GRADES K-8 26PP	LAWRENCE	CAROL JEAN	89,856	90,356
TEACHERS	7042	TEACHER-LIB/MEDIA SPEC. 26PP	LAWRENCE	JEANNE	89,856	90,356
TEACHERS	7050	TEACHER-SCIENCE 26PP	LAWRENCE	JUSTIN	59,469	61,284
TEACHERS	7075	TEACHER-SPECIAL ED 26PP	LAWRENCE	KIMBERLY	59,469	61,284
TEACHERS	7053	TEACHER-SPECIAL ED K-8 26PP	LAWRENCE	ROBERTA	73,305	75,876
TEACHERS	7035	TEACHER-TESOL 26PP	LAWRENCE	TANIA	70,133	72,505
TEACHERS	7043	TEACHER-MATHEMATICS 26PP	LAYDON	SEAN	73,305	75,876
TEACHERS	7000	TEACHER-KINDERGARTEN 26PP	LAZZARA	BIANCA	50,440	52,138
TEACHERS	7098	TEACHER-READ 180 26PP	LEACH	JUDITH	89,856	90,356
TEACHERS	7080	TEACHER-PRE-K 26PP	LEBLANC	BARBARA	92,569	93,069
TEACHERS	7062	TEACHER-TECHNOLOGY EDUC.26PP	LEE	ERROL	87,580	88,080
TEACHERS	7097	TEACHER-BILINGUAL ITINERANT 26	LEE	LINDA	57,103	58,388
TEACHERS	7046	TEACHER-PHYSICAL EDUCATION 26P	LEFORT	MARC	54,909	56,719
TEACHERS	7039	TEACHER-GUIDANCE COUNSELOR 26P	LEGERE	BELINDA	73,305	75,876

Disclaimers:

Staffing roster for salaried positions as of January 2020.

2020-21 salaries are for budget purposes only and compensation is not guaranteed.

Listing does not constitute an offer of continued employment.

Board of Education Staff Roster

Class Name	Job Class Code	Job Class Code Desc.	Last Name	First Name	2019-2020 Salary	2020-2021 Salary
TEACHERS	7048	TEACHER-SCHOOL PSYCH. 26PP	LEGERE	CARL	93,319	93,819
TEACHERS	7005	TEACHER-GRADE 3 26 PP	LEHNER	ALLISON	54,849	56,603
TEACHERS	7056	TEACHER-TALENTED AND GIFTED 26	LEIBIGER	RACHEL	48,246	49,945
TEACHERS	7001	TEACHER-GRADE 1 26 PP	LEMOULT	AMANDA	54,849	56,603
TEACHERS	7071	TEACHER-ART GRADES K-8 26PP	LEONE	ANGELA	89,856	90,356
TEACHERS	7016	TEACHER-ART 26PP	LEQUIRE	REBECCA	62,166	64,303
TEACHERS	7053	TEACHER-SPECIAL ED K-8 26PP	LERNER	DARREN	89,856	90,356
TEACHERS	7074	TEACHER-FOREIGN LANG. K-8 26PP	LETOURNEAU-BURBANK	ALISON	64,380	66,538
TEACHERS	7068	TEACHER-SOCIAL STUD.GR. 5/8 26	LEVESQUE	JACLYN	53,042	54,740
TEACHERS	7037	TEACHER-INSTRUC. COACH LIT.26P	LEVINE	SARAH	73,305	75,876
TEACHERS	7043	TEACHER-MATHEMATICS 26PP	LEVY	ALISSA	74,040	76,304
TEACHERS	7030	TEACHER-DEV. READING/K-8 26PP	LEVY	SUSAN	92,569	93,069
TEACHERS	7075	TEACHER-SPECIAL ED 26PP	LEWIN	CHRISTINE	89,856	90,356
TEACHERS	7076	TEACHER-MAGNET SCH. RESOU.26PP	LEWIS	JOSEPH	87,580	88,080
TEACHERS	7050	TEACHER-SCIENCE 26PP	LIBAO-DELEON	CORAZON	74,700	77,562
TEACHERS	7005	TEACHER-GRADE 3 26 PP	LIGHT	JESSICA	59,469	61,284
TEACHERS	7080	TEACHER-PRE-K 26PP	LIMAURO	JANE	76,976	79,838
TEACHERS	7043	TEACHER-MATHEMATICS 26PP	LIN	AUSTIN	48,246	49,945
TEACHERS	7080	TEACHER-PRE-K 26PP	LINDLEY	BETH	89,856	90,356
TEACHERS	7080	TEACHER-PRE-K 26PP	LINEBARGER	MARYANN	52,638	54,349
TEACHERS	7058	TEACHER-HEARING IMPAIRED 26P	LINEBARGER	ROSEMARIE	90,606	91,106
TEACHERS	7052	TEACHER-HISTORY/SOCIAL STUD.26	LIPINSKI	KEVIN	65,003	67,176
TEACHERS	7044	TEACHER-MUSIC 26PP	LIPINSKY	JENNIFER	59,691	61,566
TEACHERS	7073	TEACHER-PHYS. ED GRADES K-8 26	LISCIO	JOHN	57,269	59,091
TEACHERS	7053	TEACHER-SPECIAL ED K-8 26PP	LIUCCI	STEFANIE	89,856	90,356
TEACHERS	7050	TEACHER-SCIENCE 26PP	LIU-JOHNSON	VIOLA	52,638	54,349
TEACHERS	7050	TEACHER-SCIENCE 26PP	LIZOTTE	ROBERT	87,580	88,080
TEACHERS	7037	TEACHER-INSTRUC. COACH LIT.26P	LOGAN-KREBEL	EDNA	89,856	90,356
TEACHERS	7085	TEACHER-INTEGR. LANG. ARTS 26P	LOIZOU	JOANNA	47,551	48,901
TEACHERS	7062	TEACHER-TECHNOLOGY EDUC.26PP	LOMAN	PATRICK	73,305	75,876
TEACHERS	7114	TEACHER-LITERACY COACH. SPEC26	LOMBARDI	KAREN	87,689	93,069
TEACHERS	7080	TEACHER-PRE-K 26PP	LOMBARDI	MARISA	73,305	75,876
TEACHERS	7000	TEACHER-KINDERGARTEN 26PP	LOMBARDI	NANCY	45,357	46,708
TEACHERS	7075	TEACHER-SPECIAL ED 26PP	LOMBARDI	SUSANNA	74,040	76,304
TEACHERS	7000	TEACHER-KINDERGARTEN 26PP	LONGLEY	TARA	71,038	73,600
TEACHERS	7038	TEACHER-FOREIGN LANG. 26PP	LOPEZ	CARLOS	92,569	93,069
TEACHERS	7016	TEACHER-ART 26PP	LOPEZ	EVA	61,884	63,780
TEACHERS	7074	TEACHER-FOREIGN LANG. K-8 26PP	LOPEZ	JOANNA	57,269	59,091
TEACHERS	7074	TEACHER-FOREIGN LANG. K-8 26PP	LOPEZ	MARIA	73,305	75,876
TEACHERS	7036	TEACHER-ENGLISH 26PP	LOPEZ	RAQUEL	59,469	61,284
TEACHERS	7022	TEACHER-BILINGUAL GRADE 3 26PP	LOPEZ CABRERA	LESLY	45,357	46,708
TEACHERS	7077	TEACHER-INSTRUCT. COACH MATH26	LORDE	KAREN	69,894	72,117
TEACHERS	7016	TEACHER-ART 26PP	LORICCO	MARGARET	46,708	48,246
TEACHERS	7036	TEACHER-ENGLISH 26PP	LOUREIRO	CHRISTOPHER	59,469	61,284
TEACHERS	7003	TEACHER-GRADE 2 26 PP	LOVE	DANIELLE	50,440	52,138
TEACHERS	7059	TEACHER-VOCATIONAL EDUC. 26PP	LOW	DAVID	89,856	90,356
TEACHERS	7048	TEACHER-SCHOOL PSYCH. 26PP	LOWELL	JEFFREY	96,797	97,297
TEACHERS	7000	TEACHER-KINDERGARTEN 26PP	LUBANDA	LORENA	73,305	75,876
TEACHERS	7044	TEACHER-MUSIC 26PP	LUGO	HENRY	59,704	61,513
TEACHERS	7011	TEACHER-GRADE 6 26PP	LUPI	AMANDA	59,469	61,284
TEACHERS	7046	TEACHER-PHYSICAL EDUCATION 26P	LUPOLI	CARL	65,003	67,176
TEACHERS	7044	TEACHER-MUSIC 26PP	LUPPINO	JULIE	48,246	49,945
TEACHERS	7035	TEACHER-TESOL 26PP	LUQUENO	MELISSA	64,380	66,538
TEACHERS	7001	TEACHER-GRADE 1 26 PP	LUZZI	CHERYL	57,103	58,919
TEACHERS	7044	TEACHER-MUSIC 26PP	LYDE	ARICK	48,246	49,945
TEACHERS	7003	TEACHER-GRADE 2 26 PP	LYNCH	LEAH	67,238	69,433
TEACHERS	7072	TEACHER-MUSIC GRADES K-8 26PP	LYNCH	MONICA	89,856	90,356
TEACHERS	7068	TEACHER-SOCIAL STUD.GR. 5/8 26	LYSAGHT	JOSEPH	74,700	77,562
TEACHERS	7055	TEACHER-CLIMATE SPECIALIST 26P	MACAULEY	JENIFER	76,003	78,589
TEACHERS	7052	TEACHER-HISTORY/SOCIAL STUD.26	MACDONALD	MATTHEW	57,103	58,919
TEACHERS	7032	TEACHER-BUSINESS 26PP	MACK	LANNA	57,103	58,919
TEACHERS	7050	TEACHER-SCIENCE 26PP	MACMELBURN	EMILY	73,305	75,876
TEACHERS	7050	TEACHER-SCIENCE 26PP	MACWILLIAM	BRIAN	67,238	69,433
TEACHERS	7003	TEACHER-GRADE 2 26 PP	MADDEN	MALLORIE	59,469	61,284
TEACHERS	7076	TEACHER-MAGNET SCH. RESOU.26PP	MADICK	NATHANIEL	57,269	59,091
TEACHERS	7077	TEACHER-INSTRUCT. COACH MATH26	MAGDON LIPHARDT	KATHARINE	73,305	75,876
TEACHERS	7005	TEACHER-GRADE 3 26 PP	MAGEE	CHERYL	50,440	52,138
TEACHERS	7007	TEACHER-GRADE 4 26 PP	MAIOCCO	ANGELA	73,305	75,876
TEACHERS	7098	TEACHER-READ 180 26PP	MAJEED	FERAS	54,849	56,603
TEACHERS	7052	TEACHER-HISTORY/SOCIAL STUD.26	MALAFRONTE	ERIC	87,580	88,080

Disclaimers:

Staffing roster for salaried positions as of January 2020.

2020-21 salaries are for budget purposes only and compensation is not guaranteed.

Listing does not constitute an offer of continued employment.

Board of Education Staff Roster

Class Name	Job Class Code	Job Class Code Desc.	Last Name	First Name	2019-2020 Salary	2020-2021 Salary
TEACHERS	7009	TEACHER-GRADE 5 26 PP	MALANGONE-ROMANO	GRACE	73,305	75,876
TEACHERS	7046	TEACHER-PHYSICAL EDUCATION 26P	MALCOLM	HANNAH	48,246	49,945
TEACHERS	7104	TEACHER-PRE K-4 26PP	MALDONADO	ALYSSA	57,103	58,919
TEACHERS	7080	TEACHER-PRE-K 26PP	MALDONADO	NICOLE	70,133	72,505
TEACHERS	7046	TEACHER-PHYSICAL EDUCATION 26P	MALFITANI	CATHERINE	70,133	72,505
TEACHERS	7007	TEACHER-GRADE 4 26 PP	MALKIN	JENNA	48,901	50,440
TEACHERS	7049	TEACHER-SCHOOL SOCIAL WRKR 26P	MALLOY	JAMECA	67,010	69,194
TEACHERS	7043	TEACHER-MATHEMATICS 26PP	MALONEY	MARIANNE	96,797	97,297
TEACHERS	7075	TEACHER-SPECIAL ED 26PP	MALONEY	MARY	89,856	90,356
TEACHERS	7000	TEACHER-KINDERGARTEN 26PP	MANDEL	JENNIFER	84,976	90,356
TEACHERS	7007	TEACHER-GRADE 4 26 PP	MANGINO	MARISSA	59,469	61,284
TEACHERS	7075	TEACHER-SPECIAL ED 26PP	MANSI	MELISSA	52,638	54,349
TEACHERS	7062	TEACHER-TECHNOLOGY EDUC.26PP	MANZIONE	MELISSA	57,451	59,204
TEACHERS	7046	TEACHER-PHYSICAL EDUCATION 26P	MARATEA	MICHAEL	54,849	56,603
TEACHERS	7011	TEACHER-GRADE 6 26PP	MARCATI	TAYLOR	61,884	63,780
TEACHERS	7036	TEACHER-ENGLISH 26PP	MARCHESE	ROBERT	92,569	93,069
TEACHERS	7005	TEACHER-GRADE 3 26 PP	MARCHITTO	CHRISTINA	73,305	75,876
TEACHERS	7005	TEACHER-GRADE 3 26 PP	MARESCA	MARY ELLYN	73,305	75,876
TEACHERS	7009	TEACHER-GRADE 5 26 PP	MARIANO	KRISTIN	64,485	66,410
TEACHERS	7046	TEACHER-PHYSICAL EDUCATION 26P	MARONE	ROBERT	71,038	73,600
TEACHERS	7080	TEACHER-PRE-K 26PP	MAROTTOLO	LYNN	76,976	79,838
TEACHERS	7052	TEACHER-HISTORY/SOCIAL STUD.26	MARQUES	JOAO	61,884	63,780
TEACHERS	7073	TEACHER-PHYS. ED GRADES K-8 26	MARQUES	MARCO	59,469	61,284
TEACHERS	7038	TEACHER-FOREIGN LANG. 26PP	MARQUEZ	SAMUEL	71,038	73,600
TEACHERS	7047	TEACHER-READING 26PP	MARSHALL	DELORES	90,606	91,106
TEACHERS	7038	TEACHER-FOREIGN LANG. 26PP	MARSHALL	HANNA	52,638	54,349
TEACHERS	7098	TEACHER-READ 180 26PP	MARSHALL	LAURA	76,976	79,838
TEACHERS	7043	TEACHER-MATHEMATICS 26PP	MARSICK	JEFFREY	68,548	70,516
TEACHERS	7050	TEACHER-SCIENCE 26PP	MARSILLO	ANTHONY	51,503	53,042
TEACHERS	7049	TEACHER-SCHOOL SOCIAL WRKR 26P	MARTIN	KARI	92,569	93,069
TEACHERS	7050	TEACHER-SCIENCE 26PP	MARTIN-CORBIN	SHEILA	93,319	93,819
TEACHERS	7075	TEACHER-SPECIAL ED 26PP	MARTINEZ	DAMARIS	88,330	88,830
TEACHERS	7075	TEACHER-SPECIAL ED 26PP	MARTINEZ	DAMARYS	71,038	73,600
TEACHERS	7020	TEACHER-BILINGUAL GRADE 2 26PP	MARTINEZ	GISSALA	80,838	83,976
TEACHERS	7075	TEACHER-SPECIAL ED 26PP	MARTINEZ	JENNIFER	57,103	58,919
TEACHERS	7020	TEACHER-BILINGUAL GRADE 2 26PP	MARTINEZ-PILLOT	MARNELIA	45,357	46,708
TEACHERS	7001	TEACHER-GRADE 1 26 PP	MARTINS	ANNALISA	57,269	59,091
TEACHERS	7075	TEACHER-SPECIAL ED 26PP	MARTONE	ERICA	46,708	48,246
TEACHERS	7043	TEACHER-MATHEMATICS 26PP	MARTONE	MICHAEL	84,976	90,356
TEACHERS	7043	TEACHER-MATHEMATICS 26PP	MARWAH	AMITA	48,901	50,440
TEACHERS	7048	TEACHER-SCHOOL PSYCH. 26PP	MASE	TRICIA	68,548	70,516
TEACHERS	7009	TEACHER-GRADE 5 26 PP	MASELLI	JENNIFER	76,003	78,589
TEACHERS	7047	TEACHER-READING 26PP	MASON	KACEY	70,133	72,505
TEACHERS	7003	TEACHER-GRADE 2 26 PP	MASSA	KATHERINE	70,133	72,505
TEACHERS	7052	TEACHER-HISTORY/SOCIAL STUD.26	MASTROIANNI	KATHLEEN	67,238	69,433
TEACHERS	7071	TEACHER-ART GRADES K-8 26PP	MASTROPOLO	ANN	46,708	48,246
TEACHERS	7043	TEACHER-MATHEMATICS 26PP	MATEI-GRYSIAK	PAULA	59,704	61,513
TEACHERS	7003	TEACHER-GRADE 2 26 PP	MATEY	JESSICA	54,849	56,603
TEACHERS	7016	TEACHER-ART 26PP	MATHIEU	RACHAEL	92,569	93,069
TEACHERS	7039	TEACHER-GUIDANCE COUNSELOR 26P	MATOS	NILSA	76,003	78,589
TEACHERS	7007	TEACHER-GRADE 4 26 PP	MATOSIAN	KATELYN	50,440	52,138
TEACHERS	7053	TEACHER-SPECIAL ED K-8 26PP	MATTEO	LAURIE	92,569	93,069
TEACHERS	7072	TEACHER-MUSIC GRADES K-8 26PP	MATURI	LINDSAY	83,551	86,689
TEACHERS	7080	TEACHER-PRE-K 26PP	MAURIELLO	AMANDA	45,357	46,708
TEACHERS	7053	TEACHER-SPECIAL ED K-8 26PP	MAURSKY	CHRISTINE	87,689	93,069
TEACHERS	7046	TEACHER-PHYSICAL EDUCATION 26P	MAYBERRY	SHANNA	73,305	75,876
TEACHERS	7077	TEACHER-INSTRUCT. COACH MATH26	MAYES	TRACEY	89,856	90,356
TEACHERS	7038	TEACHER-FOREIGN LANG. 26PP	MAYSONET	MARILIZ	45,357	46,708
TEACHERS	7043	TEACHER-MATHEMATICS 26PP	MAZZACANE	MICHAEL	89,856	90,356
TEACHERS	7057	TEACHER-THEATER/DRAMA 26PP	MCAFEE	CHARLES	48,246	49,945
TEACHERS	7000	TEACHER-KINDERGARTEN 26PP	MCCARTHY	ANNA MARIE	54,849	56,603
TEACHERS	7011	TEACHER-GRADE 6 26PP	MCCARTHY	SHELIA	47,551	48,901
TEACHERS	7075	TEACHER-SPECIAL ED 26PP	MCCLEAVE	EBONY	51,503	53,042
TEACHERS	7039	TEACHER-GUIDANCE COUNSELOR 26P	MCCOBB	CYNTHIA	67,010	69,194
TEACHERS	7080	TEACHER-PRE-K 26PP	MCCORMACK	CHRISTINA	50,440	52,138
TEACHERS	7085	TEACHER-INTEGR. LANG. ARTS 26P	MCDERMIT	JENNA	62,166	64,303
TEACHERS	7007	TEACHER-GRADE 4 26 PP	MCELHONE	ERIN	52,638	54,349
TEACHERS	7049	TEACHER-SCHOOL SOCIAL WRKR 26P	MCFADDEN	TANGEL	62,063	63,885
TEACHERS	7044	TEACHER-MUSIC 26PP	MCGINLEY	MICHAEL	50,440	52,138
TEACHERS	7062	TEACHER-TECHNOLOGY EDUC.26PP	MCGOVERN	PATRICIA	89,856	90,356

Disclaimers:

Staffing roster for salaried positions as of January 2020.

2020-21 salaries are for budget purposes only and compensation is not guaranteed.

Listing does not constitute an offer of continued employment.

Board of Education Staff Roster

Class Name	Job Class Code	Job Class Code Desc.	Last Name	First Name	2019-2020 Salary	2020-2021 Salary
TEACHERS	7073	TEACHER-PHYS. ED GRADES K-8 26	MCGOVERN	PAULA	93,319	93,819
TEACHERS	7008	TEACHER-GRADE 4-5 26 PP	MCGRATH	ALLISON	54,849	56,603
TEACHERS	7053	TEACHER-SPECIAL ED K-8 26PP	MCKNIGHT	LICIA	59,469	61,284
TEACHERS	7011	TEACHER-GRADE 6 26PP	MCLEAN	ANDREW	50,440	52,138
TEACHERS	7101	TEACHER-KDG/GR.1 26PP	MCMAHON	KAREN	83,551	86,689
TEACHERS	7040	TEACHER-HOME ECONOMICS 26PP	MCMILLIAN	DEMETRIA	57,451	59,204
TEACHERS	7042	TEACHER-LIB/MEDIA SPEC. 26PP	MCMULLEN	MARY	76,003	78,589
TEACHERS	7003	TEACHER-GRADE 2 26 PP	MCNABB	JENIFER	59,469	61,284
TEACHERS	7005	TEACHER-GRADE 3 26 PP	MCNEIL	JACQUELINE	80,838	83,976
TEACHERS	7037	TEACHER-INSTRUC. COACH LIT.26P	MCNULTY	KAREN	89,856	90,356
TEACHERS	7011	TEACHER-GRADE 6 26PP	MCPHERSON	BROOKE	48,246	49,945
TEACHERS	7050	TEACHER-SCIENCE 26PP	MCTAGUE	TERENCE	57,103	58,919
TEACHERS	7044	TEACHER-MUSIC 26PP	MEACHEN	HEATHER	84,976	90,356
TEACHERS	7052	TEACHER-HISTORY/SOCIAL STUD.26	MEADOWS	ALFRED	89,856	90,356
TEACHERS	7009	TEACHER-GRADE 5 26 PP	MEDEIROS	MARIS	59,469	61,284
TEACHERS	7038	TEACHER-FOREIGN LANG. 26PP	MEDIANERO	MARIA	45,357	46,708
TEACHERS	7094	TEACHER-CO-TEACHER ELEMEN.26PP	MEEHAN	JOAN MARIE	62,063	63,885
TEACHERS	7057	TEACHER-THEATER/DRAMA 26PP	MEIKLE	DAVID	59,469	61,284
TEACHERS	7043	TEACHER-MATHEMATICS 26PP	MEINEKE	KARALYN	47,551	48,901
TEACHERS	7009	TEACHER-GRADE 5 26 PP	MEINSEN	KARLEN	89,856	90,356
TEACHERS	7071	TEACHER-ART GRADES K-8 26PP	MEINSEN BOSHEA	KENDRA	80,838	83,976
TEACHERS	7048	TEACHER-SCHOOL PSYCH. 26PP	MELILLO	KATHERINE	69,894	72,117
TEACHERS	7047	TEACHER-READING 26PP	MELTON	ERICKA	67,238	69,433
TEACHERS	7073	TEACHER-PHYS. ED GRADES K-8 26	MELTZER	MICHELE	76,003	78,589
TEACHERS	7003	TEACHER-GRADE 2 26 PP	MENDES	LISA	80,838	83,976
TEACHERS	7024	TEACHER-BILINGUAL GRADE 4 26PP	MENDOZA-ALONZO	JOSE	52,656	54,409
TEACHERS	7049	TEACHER-SCHOOL SOCIAL WRKR 26P	MENTA	COLBY	64,380	66,538
TEACHERS	7017	TEACHER-BILINGUAL KDG. 26PP	MERCADO	GLOREE MAR	46,708	48,246
TEACHERS	7038	TEACHER-FOREIGN LANG. 26PP	MERCADO	ODALIS	45,357	46,708
TEACHERS	7052	TEACHER-HISTORY/SOCIAL STUD.26	MERK	CHRISTOPHER	76,003	78,589
TEACHERS	7068	TEACHER-SOCIAL STUD.GR. 5/8 26	MERRITT	BRYAN	59,469	61,284
TEACHERS	7066	TEACHER-SCIENCE GRADES 5/8 26P	MERRITT	THOMAS	92,569	93,069
TEACHERS	7071	TEACHER-ART GRADES K-8 26PP	MESSINA	JESSICA	80,838	83,976
TEACHERS	7075	TEACHER-SPECIAL ED 26PP	MESSNER	DANIELLE	52,638	54,349
TEACHERS	7036	TEACHER-ENGLISH 26PP	MEYER	ARON	55,240	56,951
TEACHERS	7120	TEACHER-MAG.RES.-ART 26PP	MICHAUD	ERIN	76,976	79,838
TEACHERS	7016	TEACHER-ART 26PP	MICKELSON	REBECCA	64,380	66,538
TEACHERS	7072	TEACHER-MUSIC GRADES K-8 26PP	MIDZENSKI	MENDY	67,238	69,433
TEACHERS	7075	TEACHER-SPECIAL ED 26PP	MIKOLIKE	STEPHEN	89,856	90,356
TEACHERS	7009	TEACHER-GRADE 5 26 PP	MIKULSKI	KELLY	73,305	75,876
TEACHERS	7075	TEACHER-SPECIAL ED 26PP	MILANO	LAURA	92,569	93,069
TEACHERS	7053	TEACHER-SPECIAL ED K-8 26PP	MILLER	AMY	89,856	90,356
TEACHERS	7043	TEACHER-MATHEMATICS 26PP	MILLER	GAIL	61,884	63,780
TEACHERS	7046	TEACHER-PHYSICAL EDUCATION 26P	MILLER	HEATHER	73,305	75,876
TEACHERS	7052	TEACHER-HISTORY/SOCIAL STUD.26	MILLER	JULIA	73,305	75,876
TEACHERS	7077	TEACHER-INSTRUCT. COACH MATH26	MILLER	KYLE	73,305	75,876
TEACHERS	7038	TEACHER-FOREIGN LANG. 26PP	MILLER	SAMANTHA	46,708	48,246
TEACHERS	7053	TEACHER-SPECIAL ED K-8 26PP	MILLER	SARAH	62,166	64,303
TEACHERS	7011	TEACHER-GRADE 6 26PP	MILLER	ZENOBIA	57,103	58,919
TEACHERS	7075	TEACHER-SPECIAL ED 26PP	MILLER-HAMM	LATOYA	84,976	90,356
TEACHERS	7044	TEACHER-MUSIC 26PP	MILLIKEN	KATELYN	52,638	54,349
TEACHERS	7001	TEACHER-GRADE 1 26 PP	MILNE	AMANDA	59,469	61,284
TEACHERS	7075	TEACHER-SPECIAL ED 26PP	MINEO	ALEXA	59,469	61,284
TEACHERS	7007	TEACHER-GRADE 4 26 PP	MINICHINO-GAROFALO	SIMONE	92,569	93,069
TEACHERS	7072	TEACHER-MUSIC GRADES K-8 26PP	MINNELLA	DAVID	89,856	90,356
TEACHERS	7085	TEACHER-INTEGR. LANG. ARTS 26P	MISBACH	MARISA	45,357	46,708
TEACHERS	7006	TEACHER-GRADE 3-4 26 PP	MITCHELL	DIANE	59,469	61,284
TEACHERS	7000	TEACHER-KINDERGARTEN 26PP	MITCHELL	JENNA	69,894	72,117
TEACHERS	7036	TEACHER-ENGLISH 26PP	MITCHELL	RAVEN	59,691	61,566
TEACHERS	7046	TEACHER-PHYSICAL EDUCATION 26P	MITCHELL	SETH	70,133	72,505
TEACHERS	7043	TEACHER-MATHEMATICS 26PP	MITCHELL	SUSAN	54,849	56,603
TEACHERS	7005	TEACHER-GRADE 3 26 PP	MOFFITT	ANDRIA	70,133	72,505
TEACHERS	7075	TEACHER-SPECIAL ED 26PP	MONAGHAN	KELSEY	47,551	48,901
TEACHERS	7039	TEACHER-GUIDANCE COUNSELOR 26P	MONAHAN	KATHERINE	80,838	83,976
TEACHERS	7036	TEACHER-ENGLISH 26PP	MONAHAN	MATTHEW	73,305	75,876
TEACHERS	7048	TEACHER-SCHOOL PSYCH. 26PP	MONDESIR	SARDO	69,894	72,117
TEACHERS	7073	TEACHER-PHYS. ED GRADES K-8 26	MONGILLO	NICHOLAS	89,856	90,356
TEACHERS	7073	TEACHER-PHYS. ED GRADES K-8 26	MONIELLO	CESIDIO	76,976	79,838
TEACHERS	7075	TEACHER-SPECIAL ED 26PP	MONK KELLEY	PAMELA	93,319	93,819
TEACHERS	7046	TEACHER-PHYSICAL EDUCATION 26P	MONTALVO	RUDDIE	50,445	52,156

Disclaimers:

Staffing roster for salaried positions as of January 2020.

2020-21 salaries are for budget purposes only and compensation is not guaranteed.

Listing does not constitute an offer of continued employment.

Board of Education Staff Roster

Class Name	Job Class Code	Job Class Code Desc.	Last Name	First Name	2019-2020 Salary	2020-2021 Salary
TEACHERS	7047	TEACHER-READING 26PP	MONTONE	TINA	76,976	79,838
TEACHERS	7043	TEACHER-MATHEMATICS 26PP	MOORE	CHARMEL	76,976	79,838
TEACHERS	7000	TEACHER-KINDERGARTEN 26PP	MOORE	MICHELE	61,513	63,268
TEACHERS	7050	TEACHER-SCIENCE 26PP	MOORE	MICHELE	80,838	83,976
TEACHERS	7001	TEACHER-GRADE 1 26 PP	MORA	KINARYS	48,246	49,945
TEACHERS	7046	TEACHER-PHYSICAL EDUCATION 26P	MORALES	CHRISTINA	52,638	54,349
TEACHERS	7053	TEACHER-SPECIAL ED K-8 26PP	MORENO	WANDA	72,817	75,203
TEACHERS	7114	TEACHER-LITERACY COACH. SPEC26	MORGAN	KRISTA	87,689	93,069
TEACHERS	7073	TEACHER-PHYS. ED GRADES K-8 26	MORRELL	PAUL	57,269	59,091
TEACHERS	7043	TEACHER-MATHEMATICS 26PP	MORRISON	KATHLEEN	59,469	61,284
TEACHERS	7038	TEACHER-FOREIGN LANG. 26PP	MORRISROE CAPO	LAURA	54,909	56,719
TEACHERS	7001	TEACHER-GRADE 1 26 PP	MORRISSEY	DANIELLE	59,469	61,284
TEACHERS	7043	TEACHER-MATHEMATICS 26PP	MORTILLO	CARA	87,580	88,080
TEACHERS	7052	TEACHER-HISTORY/SOCIAL STUD.26	MOUNING	JUSTYNE	67,238	69,433
TEACHERS	7007	TEACHER-GRADE 4 26 PP	MULLALLY	KELLIE	59,469	61,284
TEACHERS	7050	TEACHER-SCIENCE 26PP	MULLIGAN	ASHLEY	71,038	73,600
TEACHERS	7050	TEACHER-SCIENCE 26PP	MULLIGAN	CHARLES	70,133	72,505
TEACHERS	7011	TEACHER-GRADE 6 26PP	MULLINS	RYAN	50,440	52,138
TEACHERS	7020	TEACHER-BILINGUAL GRADE 2 26PP	MUNIZ	CID	50,440	52,138
TEACHERS	7118	TEACHER-TALENT ASSOCIATE 26PP	MUNOZ	CORA	67,545	69,233
TEACHERS	7017	TEACHER-BILINGUAL KDG. 26PP	MUNOZ-GONZALEZ	PAULA	45,357	46,708
TEACHERS	7038	TEACHER-FOREIGN LANG. 26PP	MUNSON	MARIA	61,884	63,780
TEACHERS	7043	TEACHER-MATHEMATICS 26PP	MURAWSKI	CHRISTINE	73,305	75,876
TEACHERS	7052	TEACHER-HISTORY/SOCIAL STUD.26	MURPHEY	RICHARD	76,976	79,838
TEACHERS	7052	TEACHER-HISTORY/SOCIAL STUD.26	MURPHY	HARRY	80,838	83,976
TEACHERS	7044	TEACHER-MUSIC 26PP	MURPHY	JOSHUA	50,440	52,138
TEACHERS	7036	TEACHER-ENGLISH 26PP	MURPHY	ROSE	54,849	56,603
TEACHERS	7011	TEACHER-GRADE 6 26PP	MURZAK	MICHELE	84,976	90,356
TEACHERS	7075	TEACHER-SPECIAL ED 26PP	MUSANTI	MAEGAN	50,440	52,138
TEACHERS	7007	TEACHER-GRADE 4 26 PP	MUSIAL	MARTA	54,849	56,603
TEACHERS	7049	TEACHER-SCHOOL SOCIAL WRKR 26P	MYERS	DYAMOND	57,451	59,204
TEACHERS	7011	TEACHER-GRADE 6 26PP	MYERS-KEITT	CHRISTINE	64,380	66,538
TEACHERS	7000	TEACHER-KINDERGARTEN 26PP	NAJA	SAMANTHA	50,440	52,138
TEACHERS	7067	TEACHER-MATH GRADE 5/8 26PP	NAPOLETANO	TAYLOR	73,305	75,876
TEACHERS	7043	TEACHER-MATHEMATICS 26PP	NARED	GLEN	47,551	48,901
TEACHERS	7029	TEACHER-BILINGUAL GRADE 7 26PP	NATAL	MAGDA	47,551	48,901
TEACHERS	7000	TEACHER-KINDERGARTEN 26PP	NATALE	CHRISTINA	48,246	49,945
TEACHERS	7075	TEACHER-SPECIAL ED 26PP	NATALINO	STEPHANIE	57,103	58,919
TEACHERS	7046	TEACHER-PHYSICAL EDUCATION 26P	NATLO	RICHARD	70,133	72,505
TEACHERS	7068	TEACHER-SOCIAL STUD.GR. 5/8 26	NEARY	JOSEPH	67,238	69,433
TEACHERS	7065	TEACHER-ENGLISH GRADES 5/8 26P	NEARY	PATRICIA	59,469	61,284
TEACHERS	7043	TEACHER-MATHEMATICS 26PP	NEBOUVAILO	IRINA	73,305	75,876
TEACHERS	7038	TEACHER-FOREIGN LANG. 26PP	NEGRON	HECTOR	71,038	73,600
TEACHERS	7036	TEACHER-ENGLISH 26PP	NELKEN	BENJAMIN	76,976	79,838
TEACHERS	7075	TEACHER-SPECIAL ED 26PP	NELSON	CHRISTINA	79,689	82,551
TEACHERS	7030	TEACHER-DEV. READING/K-8 26PP	NELSON	TIFFANY	72,817	75,203
TEACHERS	7011	TEACHER-GRADE 6 26PP	NERO	HOWARD	80,838	83,976
TEACHERS	7075	TEACHER-SPECIAL ED 26PP	NESS	ADINA	59,469	61,284
TEACHERS	7009	TEACHER-GRADE 5 26 PP	NESTOR	KELLY	57,269	59,091
TEACHERS	7044	TEACHER-MUSIC 26PP	NEUMANN	NICHOLAS	92,569	93,069
TEACHERS	7003	TEACHER-GRADE 2 26 PP	NEVOLA	MORGAN	52,638	54,349
TEACHERS	7050	TEACHER-SCIENCE 26PP	NGO	HUAN	66,145	67,948
TEACHERS	7067	TEACHER-MATH GRADE 5/8 26PP	NICOLSON	MARGO	57,103	58,919
TEACHERS	7044	TEACHER-MUSIC 26PP	NIEBELS	MATTHEW	71,038	73,600
TEACHERS	7075	TEACHER-SPECIAL ED 26PP	NIERENBERG	MATHEW	87,689	93,069
TEACHERS	7075	TEACHER-SPECIAL ED 26PP	NIGRO	DENISE	67,876	70,238
TEACHERS	7062	TEACHER-TECHNOLOGY EDUC.26PP	NKATA	SHEREE	48,901	50,440
TEACHERS	7001	TEACHER-GRADE 1 26 PP	NOMANI	TAHIRA	50,440	52,138
TEACHERS	7085	TEACHER-INTEGR. LANG. ARTS 26P	NORRIS	HEATHER	47,551	48,901
TEACHERS	7005	TEACHER-GRADE 3 26 PP	NORTHCUTT	KEVIN	45,357	46,708
TEACHERS	7054	TEACHER-SPEECH AND HEARING 26P	NORTHERN	LUCAS	57,451	59,204
TEACHERS	7048	TEACHER-SCHOOL PSYCH. 26PP	NORTHROP	SARAH	92,569	93,069
TEACHERS	7035	TEACHER-TESOL 26PP	NORWOOD	MICHELE	57,103	58,919
TEACHERS	7042	TEACHER-LIB/MEDIA SPEC. 26PP	NORWOOD	SUSAN	92,569	93,069
TEACHERS	7038	TEACHER-FOREIGN LANG. 26PP	NOUCHKIOUI	FATIMA	89,856	90,356
TEACHERS	7009	TEACHER-GRADE 5 26 PP	NUNES	MELISSA	54,849	56,603
TEACHERS	7020	TEACHER-BILINGUAL GRADE 2 26PP	NUNEZ	ANTONIO	87,580	88,080
TEACHERS	7005	TEACHER-GRADE 3 26 PP	NUSDEU	LORRAINE	61,884	63,780
TEACHERS	7039	TEACHER-GUIDANCE COUNSELOR 26P	NUTERANGELO	MARIA	92,569	93,069
TEACHERS	7075	TEACHER-SPECIAL ED 26PP	NUTTER	ERIN	79,689	82,551

Disclaimers:

Staffing roster for salaried positions as of January 2020.

2020-21 salaries are for budget purposes only and compensation is not guaranteed.

Listing does not constitute an offer of continued employment.

Board of Education Staff Roster

Class Name	Job Class Code	Job Class Code Desc.	Last Name	First Name	2019-2020 Salary	2020-2021 Salary
TEACHERS	7071	TEACHER-ART GRADES K-8 26PP	O'BRIEN	JENNIFER	57,269	59,091
TEACHERS	7005	TEACHER-GRADE 3 26 PP	O'BRIEN	LAUREN	57,103	58,919
TEACHERS	7037	TEACHER-INSTRUC. COACH LIT.26P	O'BRIEN-TRECIOKAS	HEATHER	89,856	90,356
TEACHERS	7011	TEACHER-GRADE 6 26PP	O'CONNELL	PAUL	73,305	75,876
TEACHERS	7050	TEACHER-SCIENCE 26PP	O'DONNELL	CHARLES	52,638	54,349
TEACHERS	7092	TEACHER-PRE K/SP.ED. 26PP	O'DONNELL-MOSS	KATHLEEN	90,606	91,106
TEACHERS	7000	TEACHER-KINDERGARTEN 26PP	OJI	ALEXANDER	76,003	78,589
TEACHERS	7003	TEACHER-GRADE 2 26 PP	O'KEEFE	KARISSA	73,305	75,876
TEACHERS	7005	TEACHER-GRADE 3 26 PP	OKEKE	OLUCHI	48,246	49,945
TEACHERS	7073	TEACHER-PHYS. ED GRADES K-8 26	O'LEARY	ADAM	52,638	54,349
TEACHERS	7093	TEACHER-DEV. READING/9-12 26PP	O'LEARY	CARL	73,305	75,876
TEACHERS	7043	TEACHER-MATHEMATICS 26PP	OLIVER	OCTAVIA	84,976	90,356
TEACHERS	7039	TEACHER-GUIDANCE COUNSELOR 26P	OLSEN	JANET	73,305	75,876
TEACHERS	7036	TEACHER-ENGLISH 26PP	O'LYNNGER	WILLIAM	84,976	90,356
TEACHERS	7101	TEACHER-KDG/GR.1 26PP	O'NEILL	LYNDSAY	64,380	66,538
TEACHERS	7049	TEACHER-SCHOOL SOCIAL WRKR 26P	ONOFRIO	ALISON	62,063	63,885
TEACHERS	7075	TEACHER-SPECIAL ED 26PP	ONOFRIO	CHERYL	65,003	67,176
TEACHERS	7075	TEACHER-SPECIAL ED 26PP	ONOFRIO	KRISTA	53,042	54,740
TEACHERS	7075	TEACHER-SPECIAL ED 26PP	ONORATO	DANIEL	67,238	69,433
TEACHERS	7111	TEACHER-ENGINEERING 26PP	OPARAOCHA	DIDACUS	87,779	90,917
TEACHERS	7006	TEACHER-GRADE 3-4 26 PP	ORIFICE	KIMBERLY	54,849	56,603
TEACHERS	7038	TEACHER-FOREIGN LANG. 26PP	ORTEGA	LILIANA	64,485	66,410
TEACHERS	7009	TEACHER-GRADE 5 26 PP	ORTIZ	AUTUMN	73,305	75,876
TEACHERS	7039	TEACHER-GUIDANCE COUNSELOR 26P	ORTIZ	CYNTHIA	79,689	82,551
TEACHERS	7054	TEACHER-SPEECH AND HEARING 26P	ORTIZ	DERLENE	92,569	93,069
TEACHERS	7049	TEACHER-SCHOOL SOCIAL WRKR 26P	ORTIZ	DIANE	92,569	93,069
TEACHERS	7072	TEACHER-MUSIC GRADES K-8 26PP	ORTIZ	ELISANGELA	73,305	75,876
TEACHERS	7046	TEACHER-PHYSICAL EDUCATION 26P	ORTIZ	ISMAEL	50,445	52,156
TEACHERS	7007	TEACHER-GRADE 4 26 PP	ORTIZ	JENNIFER	70,133	72,505
TEACHERS	7099	TEACHER-INSTRUCT. COACH OTH26P	ORTIZ	VIVIANA	76,976	79,838
TEACHERS	7052	TEACHER-HISTORY/SOCIAL STUD.26	OSBORNE	JAMES	92,569	93,069
TEACHERS	7049	TEACHER-SCHOOL SOCIAL WRKR 26P	OSEI HOLDEN	NIKKINA	92,569	93,069
TEACHERS	7052	TEACHER-HISTORY/SOCIAL STUD.26	OSENKO	MARK	67,238	69,433
TEACHERS	7039	TEACHER-GUIDANCE COUNSELOR 26P	OTERO	IRIS	52,638	54,349
TEACHERS	7017	TEACHER-BILINGUAL KDG. 26PP	OTERO	NELIDA	48,246	49,332
TEACHERS	7005	TEACHER-GRADE 3 26 PP	OUELLETTE	JUNE	46,708	48,246
TEACHERS	7049	TEACHER-SCHOOL SOCIAL WRKR 26P	OWENS	YAHAIRA	51,503	53,042
TEACHERS	7036	TEACHER-ENGLISH 26PP	PACELLI	ANNE	84,976	90,356
TEACHERS	7055	TEACHER-CLIMATE SPECIALIST 26P	PACELLI	STEPHANIE	62,063	63,885
TEACHERS	7035	TEACHER-TE SOL 26PP	PADRO	LIUDMILA	62,166	64,303
TEACHERS	7043	TEACHER-MATHEMATICS 26PP	PADRO	RICKY	84,976	90,356
TEACHERS	7075	TEACHER-SPECIAL ED 26PP	PAGENTINE	CYNTHIA	89,856	90,356
TEACHERS	7084	TEACHER-COMPUTER ED/I.T. 26PP	PAKUTKA	CHRISTINE	61,884	63,780
TEACHERS	7036	TEACHER-ENGLISH 26PP	PALITZ NELKEN	AKIMI	59,469	61,284
TEACHERS	7005	TEACHER-GRADE 3 26 PP	PALMER	JENNIFER	84,976	90,356
TEACHERS	7036	TEACHER-ENGLISH 26PP	PALMIERI	KRISTIN	71,038	73,600
TEACHERS	7052	TEACHER-HISTORY/SOCIAL STUD.26	PALMIERI	SUZANNE	59,469	61,284
TEACHERS	7018	TEACHER-BILINGUAL GRADE 1 26PP	PALTEN	EMILY	52,638	54,349
TEACHERS	7011	TEACHER-GRADE 6 26PP	PALUMBO	JESSICA	59,469	61,284
TEACHERS	7111	TEACHER-ENGINEERING 26PP	PANCHAL	PUSHPENDRA	59,303	61,103
TEACHERS	7075	TEACHER-SPECIAL ED 26PP	PANCIERA	JUDYTHE	92,569	93,069
TEACHERS	7075	TEACHER-SPECIAL ED 26PP	PANTALEO	DONNAMARIE	92,569	93,069
TEACHERS	7053	TEACHER-SPECIAL ED K-8 26PP	PANTALEO	MICHAEL	92,569	93,069
TEACHERS	7006	TEACHER-GRADE 3-4 26 PP	PAOLINI	AMY	92,569	93,069
TEACHERS	7080	TEACHER-PRE-K 26PP	PAPA	RACHEL	45,357	46,708
TEACHERS	7009	TEACHER-GRADE 5 26 PP	PAPANDREA	EMMA	48,246	49,945
TEACHERS	7050	TEACHER-SCIENCE 26PP	PAPANTONIO	MICHAEL	57,103	58,919
TEACHERS	7005	TEACHER-GRADE 3 26 PP	PAPPA	KIMBERLEE	54,849	56,603
TEACHERS	7073	TEACHER-PHYS. ED GRADES K-8 26	PAPPAS	KIMBERLY	57,269	59,091
TEACHERS	7044	TEACHER-MUSIC 26PP	PAPROSKI	TIMOTHY	47,551	48,901
TEACHERS	7050	TEACHER-SCIENCE 26PP	PARADISE	KATIE	76,976	79,838
TEACHERS	7007	TEACHER-GRADE 4 26 PP	PARILLO	TRICIA	67,238	69,433
TEACHERS	7046	TEACHER-PHYSICAL EDUCATION 26P	PARISI	ANTHONY	69,894	72,117
TEACHERS	7080	TEACHER-PRE-K 26PP	PARKER	COMFORT	59,469	61,284
TEACHERS	7001	TEACHER-GRADE 1 26 PP	PARKER	KIMBERLY	70,133	72,505
TEACHERS	7080	TEACHER-PRE-K 26PP	PARKS	RACHAEL	54,909	56,719
TEACHERS	7046	TEACHER-PHYSICAL EDUCATION 26P	PASCUZZO	MATTHEW	52,656	54,409
TEACHERS	7099	TEACHER-INSTRUCT. COACH OTH26P	PASSARELLI	ALEXANDRA	67,010	69,194
TEACHERS	7003	TEACHER-GRADE 2 26 PP	PATTON	KIMBERLY	70,133	72,505
TEACHERS	7000	TEACHER-KINDERGARTEN 26PP	PAULISHEN	MICHELLE	80,838	83,976

Disclaimers:

Staffing roster for salaried positions as of January 2020.

2020-21 salaries are for budget purposes only and compensation is not guaranteed.

Listing does not constitute an offer of continued employment.

Board of Education Staff Roster

Class Name	Job Class Code	Job Class Code Desc.	Last Name	First Name	2019-2020 Salary	2020-2021 Salary
TEACHERS	7071	TEACHER-ART GRADES K-8 26PP	PAVANO	MICHAEL	72,817	75,203
TEACHERS	7049	TEACHER-SCHOOL SOCIAL WRKR 26P	PEARCE	RYKI	64,485	66,410
TEACHERS	7075	TEACHER-SPECIAL ED 26PP	PEARSON	SANDRA	50,440	52,138
TEACHERS	7039	TEACHER-GUIDANCE COUNSELOR 26P	PECHETTE	JAMES	64,380	66,538
TEACHERS	7075	TEACHER-SPECIAL ED 26PP	PELLEY	CATHERINE	46,708	48,246
TEACHERS	7075	TEACHER-SPECIAL ED 26PP	PELLINO	MELISSA	87,689	93,069
TEACHERS	7048	TEACHER-SCHOOL PSYCH. 26PP	PENA MARTINEZ	KATHERINE	53,042	54,740
TEACHERS	7053	TEACHER-SPECIAL ED K-8 26PP	PENDL	PATRICIA-ANN	67,238	69,433
TEACHERS	7075	TEACHER-SPECIAL ED 26PP	PENDZIWATER	URSULA	89,856	90,356
TEACHERS	7073	TEACHER-PHYS. ED GRADES K-8 26	PENNELLA	JEANNE	76,003	78,589
TEACHERS	7053	TEACHER-SPECIAL ED K-8 26PP	PENNER-GREENE	EMILIE	84,976	90,356
TEACHERS	7000	TEACHER-KINDERGARTEN 26PP	PEPE	JANET	73,305	75,876
TEACHERS	7003	TEACHER-GRADE 2 26 PP	PEREIRA	LISA-MARIE	76,003	78,589
TEACHERS	7001	TEACHER-GRADE 1 26 PP	PEREIRA	MELISSA	73,305	75,876
TEACHERS	7048	TEACHER-SCHOOL PSYCH. 26PP	PEREYRA-DAVIS	ALLYSON	69,894	72,117
TEACHERS	7038	TEACHER-FOREIGN LANG. 26PP	PEREZ	FRANCISCO	46,708	48,246
TEACHERS	7050	TEACHER-SCIENCE 26PP	PEREZ	KATHERINE	48,901	50,440
TEACHERS	7075	TEACHER-SPECIAL ED 26PP	PEREZ	OMAYRA	84,976	90,356
TEACHERS	7049	TEACHER-SCHOOL SOCIAL WRKR 26P	PEREZ	PATRICIA	69,894	72,117
TEACHERS	7038	TEACHER-FOREIGN LANG. 26PP	PEREZ-ESTRADA	MARY	52,638	54,349
TEACHERS	7009	TEACHER-GRADE 5 26 PP	PERKINS	KELLY ANNE	57,451	59,204
TEACHERS	7075	TEACHER-SPECIAL ED 26PP	PERLROTH	JUDITH	88,330	88,830
TEACHERS	7003	TEACHER-GRADE 2 26 PP	PERONE	CARLA	54,849	56,603
TEACHERS	7009	TEACHER-GRADE 5 26 PP	PERRILLI	JODY	80,838	83,976
TEACHERS	7080	TEACHER-PRE-K 26PP	PERUSO	ALLISON	73,305	75,876
TEACHERS	7009	TEACHER-GRADE 5 26 PP	PESCATORE	MARIE	54,849	56,603
TEACHERS	7035	TEACHER-TESOL 26PP	PETER	MARIA	59,469	61,284
TEACHERS	7050	TEACHER-SCIENCE 26PP	PETERHANSEL	TYLER	54,909	56,719
TEACHERS	7009	TEACHER-GRADE 5 26 PP	PETERSON	TRACY	73,305	75,876
TEACHERS	7075	TEACHER-SPECIAL ED 26PP	PETION	JACKLIN	62,063	63,885
TEACHERS	7111	TEACHER-ENGINEERING 26PP	PETRESCU	MICHAEL	59,469	61,284
TEACHERS	7034	TEACHER-CURRICULUM STAFF DEV26	PETRICCIONE	SYLVIA	90,606	91,106
TEACHERS	7001	TEACHER-GRADE 1 26 PP	PHELPS	MICHELLE	57,103	58,919
TEACHERS	7007	TEACHER-GRADE 4 26 PP	PHILLIPS	KIMBERLY	76,003	78,589
TEACHERS	7067	TEACHER-MATH GRADE 5/8 26PP	PHILLIPS	MAXINE	71,038	73,600
TEACHERS	7036	TEACHER-ENGLISH 26PP	PHILLIPS	THERESA	48,901	50,440
TEACHERS	7077	TEACHER-INSTRUCT. COACH MATH26	PHILPOT	TRACEY	73,305	75,876
TEACHERS	7003	TEACHER-GRADE 2 26 PP	PHIPPS	MEREDITH	72,817	75,203
TEACHERS	7036	TEACHER-ENGLISH 26PP	PICKETT	CHARLES	64,380	66,538
TEACHERS	7075	TEACHER-SPECIAL ED 26PP	PICKETT	JASEEN	89,856	90,356
TEACHERS	7057	TEACHER-THEATER/DRAMA 26PP	PIDSKALNY	CHRISTI	61,884	63,780
TEACHERS	7053	TEACHER-SPECIAL ED K-8 26PP	PIERCE	ERIKA	73,305	75,876
TEACHERS	7077	TEACHER-INSTRUCT. COACH MATH26	PIERSANTI	CONSTANCE	89,856	90,356
TEACHERS	7042	TEACHER-LIB/MEDIA SPEC. 26PP	PIERSON	FRANCES	89,856	90,356
TEACHERS	7072	TEACHER-MUSIC GRADES K-8 26PP	PIETRORAZIO	JOEL	73,305	75,876
TEACHERS	7077	TEACHER-INSTRUCT. COACH MATH26	PIETROSIMONE	LISA	92,569	93,069
TEACHERS	7000	TEACHER-KINDERGARTEN 26PP	PILEGGI	MICHELLE	73,305	75,876
TEACHERS	7084	TEACHER-COMPUTER ED/I.T. 26PP	PINSKER	ROBERT	76,976	79,838
TEACHERS	7022	TEACHER-BILINGUAL GRADE 3 26PP	PINTO	CARLA	92,569	93,069
TEACHERS	7072	TEACHER-MUSIC GRADES K-8 26PP	PIRANEO	MICHAEL	64,380	66,538
TEACHERS	7001	TEACHER-GRADE 1 26 PP	PIRES	DEBBIE	61,884	63,780
TEACHERS	7066	TEACHER-SCIENCE GRADES 5/8 26P	PIRES	LISA	92,569	93,069
TEACHERS	7046	TEACHER-PHYSICAL EDUCATION 26P	PISCITELLI	MICHAEL	57,269	59,091
TEACHERS	7039	TEACHER-GUIDANCE COUNSELOR 26P	PITKIN	HEIDI	76,003	78,589
TEACHERS	7000	TEACHER-KINDERGARTEN 26PP	PITTMAN	ALLISON	54,849	56,603
TEACHERS	7062	TEACHER-TECHNOLOGY EDUC.26PP	PIZZONIA	RICHARD	96,797	97,297
TEACHERS	7043	TEACHER-MATHEMATICS 26PP	PLAIR	FIHAYYA	50,440	52,138
TEACHERS	7016	TEACHER-ART 26PP	PLATT	DEBORAH	70,133	72,505
TEACHERS	7004	TEACHER-GRADE 2-3 26 PP	PLATT	GINA	57,103	58,919
TEACHERS	7038	TEACHER-FOREIGN LANG. 26PP	PLOSS	CARL	64,380	66,538
TEACHERS	7053	TEACHER-SPECIAL ED K-8 26PP	POCZCIWINSKI	VICTOR	50,440	52,138
TEACHERS	7114	TEACHER-LITERACY COACH. SPEC26	POKLEMBIA MONTESI	AUDREY	92,569	93,069
TEACHERS	7043	TEACHER-MATHEMATICS 26PP	POLASKI	KRISTINA	52,638	54,349
TEACHERS	7035	TEACHER-TESOL 26PP	POLIO	NORINE	93,319	93,819
TEACHERS	7075	TEACHER-SPECIAL ED 26PP	POLVERARI	JILL	76,003	78,589
TEACHERS	7011	TEACHER-GRADE 6 26PP	POMEROY	REBEKAH	73,305	75,876
TEACHERS	7060	TEACHER-VISUALLY HANDICAPPED26	POMPANO	JOANNE	93,319	93,819
TEACHERS	7073	TEACHER-PHYS. ED GRADES K-8 26	POMPANO	RAYMOND	92,569	93,069
TEACHERS	7079	TCHR-REMEDIAL RDG/LANG ARTS 26	PONZIO	PASQUALE	80,838	83,976
TEACHERS	7043	TEACHER-MATHEMATICS 26PP	POOLER	JENNIFER	92,569	93,069

Disclaimers:

Staffing roster for salaried positions as of January 2020.

2020-21 salaries are for budget purposes only and compensation is not guaranteed.

Listing does not constitute an offer of continued employment.

Board of Education Staff Roster

Class Name	Job Class Code	Job Class Code Desc.	Last Name	First Name	2019-2020 Salary	2020-2021 Salary
TEACHERS	7015	TEACHER-ADULT EDUCATION 26PP	PORTER	TAHISHA	62,063	63,885
TEACHERS	7073	TEACHER-PHYS. ED GRADES K-8 26	PORTLEY	SEAN	89,856	90,356
TEACHERS	7114	TEACHER-LITERACY COACH. SPEC26	PORTO LADORE	DANIELA	92,569	93,069
TEACHERS	7009	TEACHER-GRADE 5 26 PP	POST	CLAUDIA	76,976	79,838
TEACHERS	7085	TEACHER-INTEGR. LANG. ARTS 26P	POTTER	SORAYA	87,689	93,069
TEACHERS	7050	TEACHER-SCIENCE 26PP	PRATT	MARLENE	92,569	93,069
TEACHERS	7080	TEACHER-PRE-K 26PP	PRINCE	JUNE	52,656	54,409
TEACHERS	7001	TEACHER-GRADE 1 26 PP	PRISCO	STEPHANIE	61,884	63,780
TEACHERS	7075	TEACHER-SPECIAL ED 26PP	PRITCHETT	GRACIENNE	67,238	69,433
TEACHERS	7080	TEACHER-PRE-K 26PP	PROESTAKES	KORE	59,469	61,284
TEACHERS	7001	TEACHER-GRADE 1 26 PP	PUGLIA	STACEY	57,103	58,919
TEACHERS	7036	TEACHER-ENGLISH 26PP	PUGLISI	BARBARA	89,856	90,356
TEACHERS	7000	TEACHER-KINDERGARTEN 26PP	PUGLISI	CYNTHIA	73,305	75,876
TEACHERS	7047	TEACHER-READING 26PP	PUKLIN	LUCIA	89,856	90,356
TEACHERS	7043	TEACHER-MATHEMATICS 26PP	PULLIAM	BENJAMIN	54,849	56,603
TEACHERS	7050	TEACHER-SCIENCE 26PP	PUPELLO	KIM	89,856	90,356
TEACHERS	7063	TEACHER-MARKETING EDUCATION 26	PURDIE	THERESA	80,838	83,976
TEACHERS	7053	TEACHER-SPECIAL ED K-8 26PP	PUTZ	KELLY	79,689	82,551
TEACHERS	7052	TEACHER-HISTORY/SOCIAL STUD.26	QUINN	BRENDAN	73,305	75,876
TEACHERS	7042	TEACHER-LIB/MEDIA SPEC. 26PP	QUINN	KAREN	73,305	75,876
TEACHERS	7042	TEACHER-LIB/MEDIA SPEC. 26PP	QUIRK	JENNIFER	79,689	82,551
TEACHERS	7077	TEACHER-INSTRUCT. COACH MATH26	QUIRK	LORRAINE	89,856	90,356
TEACHERS	7009	TEACHER-GRADE 5 26 PP	RACCIO	NICOLE	76,003	78,589
TEACHERS	7042	TEACHER-LIB/MEDIA SPEC. 26PP	RAFALA	LUCIA	92,569	93,069
TEACHERS	7073	TEACHER-PHYS. ED GRADES K-8 26	RAFFONE	JOSEPH	73,305	75,876
TEACHERS	7043	TEACHER-MATHEMATICS 26PP	RAFFONE	SCOTT	87,580	88,080
TEACHERS	7074	TEACHER-FOREIGN LANG. K-8 26PP	RAIS	LAURA	67,238	69,433
TEACHERS	7016	TEACHER-ART 26PP	RAMIN	CATHLEEN	59,469	61,284
TEACHERS	7009	TEACHER-GRADE 5 26 PP	RAMOS	LUCY	52,638	54,349
TEACHERS	7049	TEACHER-SCHOOL SOCIAL WRKR 26P	RAMOS	MELBA	79,689	82,551
TEACHERS	7003	TEACHER-GRADE 2 26 PP	RANK	NICOLE	59,469	61,284
TEACHERS	7001	TEACHER-GRADE 1 26 PP	RANSDELL	RACHEL	76,976	79,838
TEACHERS	7050	TEACHER-SCIENCE 26PP	RAPPA	LISA	59,469	61,284
TEACHERS	7111	TEACHER-ENGINEERING 26PP	RASETTI-PACIOS	ANA	70,133	72,505
TEACHERS	7054	TEACHER-SPEECH AND HEARING 26P	RASKIN	TZIPORA	67,010	69,194
TEACHERS	7080	TEACHER-PRE-K 26PP	RASPARDO	RENEE	70,133	72,505
TEACHERS	7054	TEACHER-SPEECH AND HEARING 26P	RAUCCI	BIANCA	59,704	61,513
TEACHERS	7005	TEACHER-GRADE 3 26 PP	RAUCCI	GINA	73,305	75,876
TEACHERS	7076	TEACHER-MAGNET SCH. RESOU.26PP	RAUCCI	VICTORIA	73,305	75,876
TEACHERS	7050	TEACHER-SCIENCE 26PP	RAWLE-PITTER	ROSEY	72,817	75,203
TEACHERS	7049	TEACHER-SCHOOL SOCIAL WRKR 26P	RAY	JESSICA	62,063	63,885
TEACHERS	7053	TEACHER-SPECIAL ED K-8 26PP	RAYMOND	ANN	89,856	90,356
TEACHERS	7016	TEACHER-ART 26PP	RAYNOLD	SARAH	59,469	61,284
TEACHERS	7000	TEACHER-KINDERGARTEN 26PP	RAZNICK	SARA	50,440	52,138
TEACHERS	7007	TEACHER-GRADE 4 26 PP	REBESCHI	MICHAEL	48,901	50,440
TEACHERS	7068	TEACHER-SOCIAL STUD.GR. 5/8 26	RECKLET	CHRISTOPHER	59,469	61,284
TEACHERS	7043	TEACHER-MATHEMATICS 26PP	REDEAUX	FRED	76,976	79,838
TEACHERS	7080	TEACHER-PRE-K 26PP	REED	MYCKHIA	54,909	56,719
TEACHERS	7092	TEACHER-PRE K/SP.ED. 26PP	REICHBART	PAMELA	84,976	90,356
TEACHERS	7043	TEACHER-MATHEMATICS 26PP	REICHENTHAHL	MICHAEL	76,003	78,589
TEACHERS	7003	TEACHER-GRADE 2 26 PP	REID	ANTHONY	50,440	52,138
TEACHERS	7068	TEACHER-SOCIAL STUD.GR. 5/8 26	REILLY	BRENDAN	59,469	61,284
TEACHERS	7041	TEACHER-TAG/ISSP 26PP	REINSHAGEN	JULIE	87,580	88,080
TEACHERS	7068	TEACHER-SOCIAL STUD.GR. 5/8 26	REPKO	ROBERT	79,689	82,551
TEACHERS	7018	TEACHER-BILINGUAL GRADE 1 26PP	RESTREPO	LIZETH	45,357	46,708
TEACHERS	7075	TEACHER-SPECIAL ED 26PP	REYES	ELIZABETH	54,909	56,719
TEACHERS	7052	TEACHER-HISTORY/SOCIAL STUD.26	REYES	GLENDA	57,103	58,919
TEACHERS	7000	TEACHER-KINDERGARTEN 26PP	REYES	IVETTE	54,909	56,719
TEACHERS	7001	TEACHER-GRADE 1 26 PP	REYES-COUVERTIER	CARLOS	73,305	75,876
TEACHERS	7001	TEACHER-GRADE 1 26 PP	REYNOLDS	RYAN	89,856	90,356
TEACHERS	7001	TEACHER-GRADE 1 26 PP	REYNOLDS	SAMANTHA	50,440	52,138
TEACHERS	7005	TEACHER-GRADE 3 26 PP	REYNOLDS	VICTORIA	59,469	61,284
TEACHERS	7052	TEACHER-HISTORY/SOCIAL STUD.26	RHONE	ROBERT	61,884	63,780
TEACHERS	7003	TEACHER-GRADE 2 26 PP	RHYAN	KRISTI	62,166	64,303
TEACHERS	7005	TEACHER-GRADE 3 26 PP	RICARDO	JOSEPHINE	50,440	52,138
TEACHERS	7011	TEACHER-GRADE 6 26PP	RICCI	JANET	89,856	90,356
TEACHERS	7007	TEACHER-GRADE 4 26 PP	RICCI	MICHELE	89,856	90,356
TEACHERS	7052	TEACHER-HISTORY/SOCIAL STUD.26	RICCIO	ROBERT	61,884	63,780
TEACHERS	7073	TEACHER-PHYS. ED GRADES K-8 26	RICCITELLI	JAMES	59,469	61,284
TEACHERS	7009	TEACHER-GRADE 5 26 PP	RICCITELLI	MARIA	59,469	61,284

Disclaimers:

Staffing roster for salaried positions as of January 2020.

2020-21 salaries are for budget purposes only and compensation is not guaranteed.

Listing does not constitute an offer of continued employment.

Board of Education Staff Roster

Class Name	Job Class Code	Job Class Code Desc.	Last Name	First Name	2019-2020 Salary	2020-2021 Salary
TEACHERS	7000	TEACHER-KINDERGARTEN 26PP	RICCITELLI	MARISA	89,856	90,356
TEACHERS	7039	TEACHER-GUIDANCE COUNSELOR 26P	RICE	CHANEL	67,010	69,194
TEACHERS	7035	TEACHER-TESOL 26PP	RICE	KIMYA	89,856	90,356
TEACHERS	7038	TEACHER-FOREIGN LANG. 26PP	RICKES	ELLEN	48,246	49,945
TEACHERS	7011	TEACHER-GRADE 6 26PP	RINDOS	NICOLE	54,849	56,603
TEACHERS	7011	TEACHER-GRADE 6 26PP	RIVELLINI	STEPHANIE	57,451	59,204
TEACHERS	7029	TEACHER-BILINGUAL GRADE 7 26PP	RIVERA	JOSE	79,689	82,551
TEACHERS	7074	TEACHER-FOREIGN LANG. K-8 26PP	RIVERA	KAREN	62,166	64,303
TEACHERS	7038	TEACHER-FOREIGN LANG. 26PP	RIVERA	LUIS	84,976	90,356
TEACHERS	7029	TEACHER-BILINGUAL GRADE 7 26PP	RIVERA	MARIA	83,551	86,689
TEACHERS	7038	TEACHER-FOREIGN LANG. 26PP	RIVERA	MARLIN	67,876	70,238
TEACHERS	7036	TEACHER-ENGLISH 26PP	ROBERGE	ELISIA	50,445	52,156
TEACHERS	7044	TEACHER-MUSIC 26PP	ROBERSON	MICHAEL	92,569	93,069
TEACHERS	7005	TEACHER-GRADE 3 26 PP	ROBERTS	ALENA	67,238	69,433
TEACHERS	7005	TEACHER-GRADE 3 26 PP	ROBERTS	BRENNA	52,638	53,822
TEACHERS	7046	TEACHER-PHYSICAL EDUCATION 26P	ROBERTS	CHRISTOPHER	59,469	61,284
TEACHERS	7003	TEACHER-GRADE 2 26 PP	ROBERTS	REBECCA	54,849	56,603
TEACHERS	7077	TEACHER-INSTRUCT. COACH MATH26	ROBINSON	JOAN	93,319	93,819
TEACHERS	7036	TEACHER-ENGLISH 26PP	ROBINSON	KAREN	76,003	78,589
TEACHERS	7075	TEACHER-SPECIAL ED 26PP	ROBINSON	SHANETTE	92,569	93,069
TEACHERS	7049	TEACHER-SCHOOL SOCIAL WRKR 26P	ROBINSON-THORPE	CLAUDETTE	87,689	93,069
TEACHERS	7009	TEACHER-GRADE 5 26 PP	ROCCO	ELAINA	46,708	48,246
TEACHERS	7075	TEACHER-SPECIAL ED 26PP	ROCHE	LAUREN	70,133	72,505
TEACHERS	7066	TEACHER-SCIENCE GRADES 5/8 26P	RODRIGUEZ	KELLEY	64,380	66,538
TEACHERS	7005	TEACHER-GRADE 3 26 PP	RODRIGUEZ	KRISTEN	59,469	61,284
TEACHERS	7038	TEACHER-FOREIGN LANG. 26PP	RODRIGUEZ	ORLANDO	52,656	54,409
TEACHERS	7022	TEACHER-BILINGUAL GRADE 3 26PP	RODRIGUEZ - LAPMAN	MELANIE	61,884	63,780
TEACHERS	7022	TEACHER-BILINGUAL GRADE 3 26PP	RODRIGUEZ THOMAS	MELANIE	59,469	61,284
TEACHERS	7038	TEACHER-FOREIGN LANG. 26PP	RODRIGUEZ-HADELMAN	VICTORIA	89,856	90,356
TEACHERS	7042	TEACHER-LIB/MEDIA SPEC. 26PP	ROGERS	KIM	67,238	69,433
TEACHERS	7066	TEACHER-SCIENCE GRADES 5/8 26P	ROGERS	PHILLIP	84,976	90,356
TEACHERS	7054	TEACHER-SPEECH AND HEARING 26P	ROLFE	SARAH	92,569	93,069
TEACHERS	7043	TEACHER-MATHEMATICS 26PP	ROMANELLI	JOSEPH	54,849	56,603
TEACHERS	7007	TEACHER-GRADE 4 26 PP	ROMANELLI	MICHELLE	57,103	58,919
TEACHERS	7054	TEACHER-SPEECH AND HEARING 26P	ROMANO	GRACE MARY	94,469	96,595
TEACHERS	7043	TEACHER-MATHEMATICS 26PP	ROONEY	KATHLEEN	73,305	75,876
TEACHERS	7052	TEACHER-HISTORY/SOCIAL STUD.26	ROQUE	DANNY	59,469	61,284
TEACHERS	7026	TEACHER-BILINGUAL GRADE 5 26PP	ROSA	LUIS	70,133	72,505
TEACHERS	7073	TEACHER-PHYS. ED GRADES K-8 26	ROSA	MELISSA	59,469	61,284
TEACHERS	7080	TEACHER-PRE-K 26PP	ROSA	MYRNA	90,606	91,106
TEACHERS	7000	TEACHER-KINDERGARTEN 26PP	ROSA	RUTH	59,469	61,284
TEACHERS	7039	TEACHER-GUIDANCE COUNSELOR 26P	ROSARIO	MARITZA	67,238	69,433
TEACHERS	7036	TEACHER-ENGLISH 26PP	ROSAS	AMY	73,305	75,876
TEACHERS	7035	TEACHER-TESOL 26PP	ROSE	MEGHAN	59,469	61,284
TEACHERS	7007	TEACHER-GRADE 4 26 PP	ROSE	NANCY	84,976	90,356
TEACHERS	7098	TEACHER-READ 180 26PP	ROSENBLOOM	ALICIA	64,380	66,538
TEACHERS	7123	TCHR-PRIMGUIDE T. ELM MONT.26P	ROSEN-BUELL	JOELLE	52,638	54,349
TEACHERS	7046	TEACHER-PHYSICAL EDUCATION 26P	ROSENFELD	KACEY	80,838	83,976
TEACHERS	7052	TEACHER-HISTORY/SOCIAL STUD.26	ROSS	CARLY	48,901	50,440
TEACHERS	7030	TEACHER-DEV. READING/K-8 26PP	ROSS	KELLY	83,551	86,689
TEACHERS	7072	TEACHER-MUSIC GRADES K-8 26PP	ROSS	MYLES	48,246	49,945
TEACHERS	7075	TEACHER-SPECIAL ED 26PP	ROTH	JANE	89,856	90,356
TEACHERS	7000	TEACHER-KINDERGARTEN 26PP	ROUTHIER	MELISSA	57,103	58,919
TEACHERS	7073	TEACHER-PHYS. ED GRADES K-8 26	ROWAN	CHAD	57,269	59,091
TEACHERS	7076	TEACHER-MAGNET SCH. RESOU.26PP	ROWAN	LANA	70,133	72,505
TEACHERS	7053	TEACHER-SPECIAL ED K-8 26PP	ROY	CATHERINE	67,238	69,433
TEACHERS	7050	TEACHER-SCIENCE 26PP	ROY	JOHN	89,856	90,356
TEACHERS	7012	TEACHER-GRADE 7 26PP	ROY	THEODORE	48,901	50,440
TEACHERS	7003	TEACHER-GRADE 2 26 PP	RUBY	MICHAEL	70,133	72,505
TEACHERS	7071	TEACHER-ART GRADES K-8 26PP	RUOTOLO	CARINA	57,269	59,091
TEACHERS	7066	TEACHER-SCIENCE GRADES 5/8 26P	RUSHWORTH	ROGER	82,700	88,080
TEACHERS	7055	TEACHER-CLIMATE SPECIALIST 26P	RUSSELL	ALYSHA	57,451	59,204
TEACHERS	7001	TEACHER-GRADE 1 26 PP	RUSSO	AUTUMN MARIE	73,305	75,876
TEACHERS	7075	TEACHER-SPECIAL ED 26PP	RUSSO	ROSEMARY	90,606	91,106
TEACHERS	7005	TEACHER-GRADE 3 26 PP	RUSSO	YIM FONG	48,901	50,440
TEACHERS	7052	TEACHER-HISTORY/SOCIAL STUD.26	RUZBASAN	GARY	89,856	90,356
TEACHERS	7076	TEACHER-MAGNET SCH. RESOU.26PP	RYAN	CARROLL	76,003	78,589
TEACHERS	7009	TEACHER-GRADE 5 26 PP	RYAN	JESSICA	61,884	63,780
TEACHERS	7097	TEACHER-BILINGUAL ITINERANT 26	RYAN	MARIA CRISTINA	84,976	90,356
TEACHERS	7075	TEACHER-SPECIAL ED 26PP	RYAN	MAUREEN	92,569	93,069

Disclaimers:

Staffing roster for salaried positions as of January 2020.

2020-21 salaries are for budget purposes only and compensation is not guaranteed.

Listing does not constitute an offer of continued employment.

Board of Education Staff Roster

Class Name	Job Class Code	Job Class Code Desc.	Last Name	First Name	2019-2020 Salary	2020-2021 Salary
TEACHERS	7039	TEACHER-GUIDANCE COUNSELOR 26P	RYAN-MUNIZ	MICHELLE	89,856	90,356
TEACHERS	7036	TEACHER-ENGLISH 26PP	SACCO	ANTHONY	76,003	78,589
TEACHERS	7046	TEACHER-PHYSICAL EDUCATION 26P	SAHIN	NAA LOMOLEY	46,708	48,246
TEACHERS	7038	TEACHER-FOREIGN LANG. 26PP	SALAMI	ABDOULAYE	83,917	86,779
TEACHERS	7076	TEACHER-MAGNET SCH. RESOU.26PP	SALAMONE	CATERINA	76,003	78,589
TEACHERS	7005	TEACHER-GRADE 3 26 PP	SALEM	PAUL	73,305	75,876
TEACHERS	7077	TEACHER-INSTRUCT. COACH MATH26	SALTERS	GEARLENE	82,700	88,080
TEACHERS	7099	TEACHER-INSTRUCT. COACH OTH26P	SALZANO	ERIN	73,305	75,876
TEACHERS	7050	TEACHER-SCIENCE 26PP	SAMALOT	LIANNE	50,440	52,138
TEACHERS	7038	TEACHER-FOREIGN LANG. 26PP	SANCHEZ YARRINGTON	ALLISON	50,445	52,156
TEACHERS	7068	TEACHER-SOCIAL STUD.GR. 5/8 26	SANDERS	JULIAN	50,445	52,156
TEACHERS	7035	TEACHER-TESOL 26PP	SANDERS-ERAZO	DORALIS	57,269	59,091
TEACHERS	7046	TEACHER-PHYSICAL EDUCATION 26P	SANDERSON	JOHN	73,305	75,876
TEACHERS	7092	TEACHER-PRE K/SP.ED. 26PP	SANDS	KRISTINA	59,469	61,284
TEACHERS	7071	TEACHER-ART GRADES K-8 26PP	SANDS	MELISSA	76,976	79,838
TEACHERS	7050	TEACHER-SCIENCE 26PP	SANG	MICHAEL	59,469	61,284
TEACHERS	7049	TEACHER-SCHOOL SOCIAL WRKR 26P	SANGARE	RAMATOU	57,451	59,204
TEACHERS	7010	TEACHER-GRADE 5-6 26 PP	SANTAGATA	DANIELLE	67,238	69,433
TEACHERS	7010	TEACHER-GRADE 5-6 26 PP	SANTANELLI	JACLYN	76,976	79,838
TEACHERS	7074	TEACHER-FOREIGN LANG. K-8 26PP	SANTIAGO	GUADALUPE	64,380	66,538
TEACHERS	7036	TEACHER-ENGLISH 26PP	SANTIAGO	REINALDO	89,856	90,356
TEACHERS	7005	TEACHER-GRADE 3 26 PP	SANTOS	VANESSA	52,638	54,349
TEACHERS	7016	TEACHER-ART 26PP	SANTOS-HAASE	ANGELIE	48,246	49,945
TEACHERS	7036	TEACHER-ENGLISH 26PP	SAPIENZA	MARIALUISA	89,856	90,356
TEACHERS	7036	TEACHER-ENGLISH 26PP	SARJA	JENNIFER	69,894	72,117
TEACHERS	7036	TEACHER-ENGLISH 26PP	SASSO	BARBARA	89,856	90,356
TEACHERS	7007	TEACHER-GRADE 4 26 PP	SASSO	JOSEPH	52,638	54,349
TEACHERS	7092	TEACHER-PRE K/SP.ED. 26PP	SAVO	JESSICA	47,551	48,901
TEACHERS	7035	TEACHER-TESOL 26PP	SAVO-BROCKETT	JAIME	70,133	72,505
TEACHERS	7011	TEACHER-GRADE 6 26PP	SAWICKI	ANDREA	70,133	72,505
TEACHERS	7048	TEACHER-SCHOOL PSYCH. 26PP	SAX	DAVID	66,145	67,948
TEACHERS	7011	TEACHER-GRADE 6 26PP	SAYLES	JAMEKA	73,305	75,876
TEACHERS	7039	TEACHER-GUIDANCE COUNSELOR 26P	SCACCIA	CHRISTINE	89,856	90,356
TEACHERS	7053	TEACHER-SPECIAL ED K-8 26PP	SCAFARIELLO	JASON	59,469	61,284
TEACHERS	7075	TEACHER-SPECIAL ED 26PP	SCANIFFE	AMBROSIA	50,445	52,156
TEACHERS	7005	TEACHER-GRADE 3 26 PP	SCARINCI	ANGELA	73,305	75,876
TEACHERS	7054	TEACHER-SPEECH AND HEARING 26P	SCHATZ	RACHAEL	76,003	78,589
TEACHERS	7075	TEACHER-SPECIAL ED 26PP	SCHEER	ERIKA	59,469	61,284
TEACHERS	7050	TEACHER-SCIENCE 26PP	SCHEETZ	CYNTHIA	78,562	81,700
TEACHERS	7053	TEACHER-SPECIAL ED K-8 26PP	SCHILDKRAUT	ABBY	59,469	61,284
TEACHERS	7099	TEACHER-INSTRUCT. COACH OTH26P	SCHLANK	AMY	69,894	72,117
TEACHERS	7007	TEACHER-GRADE 4 26 PP	SCHLANK	DONNA	92,569	93,069
TEACHERS	7068	TEACHER-SOCIAL STUD.GR. 5/8 26	SCHNEIDER	JASON	92,569	93,069
TEACHERS	7032	TEACHER-BUSINESS 26PP	SCHNEIDER	PHILLIP	83,551	86,689
TEACHERS	7003	TEACHER-GRADE 2 26 PP	SCHNIDER	JENNIFER	76,976	79,838
TEACHERS	7053	TEACHER-SPECIAL ED K-8 26PP	SCHOBERT	LAURA	50,445	52,156
TEACHERS	7108	TEACHER-VISUAL ARTS 26PP	SCHRIER	ELLEN	48,901	50,440
TEACHERS	7098	TEACHER-READ 180 26PP	SCHUB	ANDREW	47,551	48,901
TEACHERS	7009	TEACHER-GRADE 5 26 PP	SCHULTZ	EVA	67,238	69,433
TEACHERS	7052	TEACHER-HISTORY/SOCIAL STUD.26	SCHUMACHER	MICHELLE	54,849	56,603
TEACHERS	7048	TEACHER-SCHOOL PSYCH. 26PP	SCHUMANN	KELSEY	50,151	51,503
TEACHERS	7000	TEACHER-KINDERGARTEN 26PP	SCHWARTZ	ASHLEY	70,133	72,505
TEACHERS	7036	TEACHER-ENGLISH 26PP	SCHWARTZ	ROBERT	59,469	61,284
TEACHERS	7077	TEACHER-INSTRUCT. COACH MATH26	SCHWARTZMAN	MINDY	89,856	90,356
TEACHERS	7073	TEACHER-PHYS. ED GRADES K-8 26	SCIANNA	MARC	50,440	52,138
TEACHERS	7076	TEACHER-MAGNET SCH. RESOU.26PP	SCOTT	WILLIAM	67,010	69,194
TEACHERS	7005	TEACHER-GRADE 3 26 PP	SEARLES	KELSEY	48,246	49,945
TEACHERS	7101	TEACHER-KDG/GR.1 26PP	SECONDINO	RACHEL	50,440	52,138
TEACHERS	7011	TEACHER-GRADE 6 26PP	SEEGER	MELANIE	67,238	69,433
TEACHERS	7005	TEACHER-GRADE 3 26 PP	SEELEY	KAYLA	57,103	58,919
TEACHERS	7042	TEACHER-LIB/MEDIA SPEC. 26PP	SEELY	MOLLY	62,063	63,885
TEACHERS	7007	TEACHER-GRADE 4 26 PP	SEELY	VIRGINIA	73,305	75,876
TEACHERS	7076	TEACHER-MAGNET SCH. RESOU.26PP	SEGAL	MARY	92,569	93,069
TEACHERS	7009	TEACHER-GRADE 5 26 PP	SEIDEN	JENNIFER	70,133	72,505
TEACHERS	7050	TEACHER-SCIENCE 26PP	SELEARIS	MICHAEL	87,580	88,080
TEACHERS	7072	TEACHER-MUSIC GRADES K-8 26PP	SELMONT	CLAY	71,038	73,600
TEACHERS	7052	TEACHER-HISTORY/SOCIAL STUD.26	SENDEROFF	DAVID	73,305	75,876
TEACHERS	7035	TEACHER-TESOL 26PP	SENES	ISABEL	61,884	63,780
TEACHERS	7068	TEACHER-SOCIAL STUD.GR. 5/8 26	SEPULVEDA	LAUREN	59,469	61,284
TEACHERS	7005	TEACHER-GRADE 3 26 PP	SETTE	ANABELA	73,305	75,876

Disclaimers:

Staffing roster for salaried positions as of January 2020.

2020-21 salaries are for budget purposes only and compensation is not guaranteed.

Listing does not constitute an offer of continued employment.

Board of Education Staff Roster

Class Name	Job Class Code	Job Class Code Desc.	Last Name	First Name	2019-2020 Salary	2020-2021 Salary
TEACHERS	7000	TEACHER-KINDERGARTEN 26PP	SEWARD	CAROLYN	76,976	79,838
TEACHERS	7054	TEACHER-SPEECH AND HEARING 26P	SHAVER	AMY	79,689	82,551
TEACHERS	7043	TEACHER-MATHEMATICS 26PP	SHAW	JENNIFER	71,116	73,340
TEACHERS	7072	TEACHER-MUSIC GRADES K-8 26PP	SHEEHAN	MEAGHAN	83,551	86,689
TEACHERS	7046	TEACHER-PHYSICAL EDUCATION 26P	SHERWONIT	DANA	45,357	46,708
TEACHERS	7065	TEACHER-ENGLISH GRADES 5/8 26P	SHEVCHENKO	DMITRI	83,551	86,689
TEACHERS	7043	TEACHER-MATHEMATICS 26PP	SHIPLEY	NOELLE	87,580	88,080
TEACHERS	7009	TEACHER-GRADE 5 26 PP	SHIRVIS	KIMBERLY	76,003	78,589
TEACHERS	7011	TEACHER-GRADE 6 26PP	SHORTT	TIMOTHY	71,038	73,600
TEACHERS	7049	TEACHER-SCHOOL SOCIAL WRKR 26P	SHUMWAY-MARINO	AUBREY	55,240	56,951
TEACHERS	7043	TEACHER-MATHEMATICS 26PP	SHYAM	APARNA	54,849	56,603
TEACHERS	7050	TEACHER-SCIENCE 26PP	SIBLEY	EVELYN	70,133	72,505
TEACHERS	7073	TEACHER-PHYS. ED GRADES K-8 26	SIENA	STEPHEN	59,704	61,513
TEACHERS	7050	TEACHER-SCIENCE 26PP	SIERVO	MARITES	87,580	88,080
TEACHERS	7016	TEACHER-ART 26PP	SIGG	SAMUEL	54,849	56,603
TEACHERS	7049	TEACHER-SCHOOL SOCIAL WRKR 26P	SIKORSKY	CRISTINA	67,010	69,194
TEACHERS	7044	TEACHER-MUSIC 26PP	SILVA	JOSEPH	84,976	90,356
TEACHERS	7075	TEACHER-SPECIAL ED 26PP	SILVERMAN	SARAH	73,305	75,876
TEACHERS	7035	TEACHER-TESOL 26PP	SILVERNALE	RAYMOND	80,838	83,976
TEACHERS	7076	TEACHER-MAGNET SCH. RESOU.26PP	SIMON	TRICIA	70,133	72,505
TEACHERS	7035	TEACHER-TESOL 26PP	SIMONSON	NICOLE	55,240	56,951
TEACHERS	7043	TEACHER-MATHEMATICS 26PP	SINATRA	NICHOLAS	48,901	50,440
TEACHERS	7091	TEACHER-SOC.STUDIES 10TH GR 26	SINCLAIR	ALEX	89,856	90,356
TEACHERS	7043	TEACHER-MATHEMATICS 26PP	SINGLETON	JASMINE	50,445	52,156
TEACHERS	7080	TEACHER-PRE-K 26PP	SINKO-PETERMAN	JULIA	89,856	90,356
TEACHERS	7042	TEACHER-LIB/MEDIA SPEC. 26PP	SIRICO	JAMIE	73,305	75,876
TEACHERS	7045	TEACHER-IN CHR/G/SCH. OPER. 26P	SKIBA	STEPHANIE	73,338	75,171
TEACHERS	7005	TEACHER-GRADE 3 26 PP	SKLANKA	ABBOTT	57,103	58,919
TEACHERS	7043	TEACHER-MATHEMATICS 26PP	SLADE	ANN	59,469	61,284
TEACHERS	7075	TEACHER-SPECIAL ED 26PP	SLAICIUNAS	CHERYL	84,976	90,356
TEACHERS	7009	TEACHER-GRADE 5 26 PP	SLAY	STEPHANIE	73,305	75,876
TEACHERS	7075	TEACHER-SPECIAL ED 26PP	SLOAN	SUSAN	71,038	73,600
TEACHERS	7036	TEACHER-ENGLISH 26PP	SLUSKY	WILLIAM	73,305	75,876
TEACHERS	7016	TEACHER-ART 26PP	SMELSER POLIKOFF	STEPHANIE	73,305	75,876
TEACHERS	7080	TEACHER-PRE-K 26PP	SMITH	ALYSSA	87,580	88,080
TEACHERS	7036	TEACHER-ENGLISH 26PP	SMITH	CARRIE	84,976	90,356
TEACHERS	7077	TEACHER-INSTRUCT. COACH MATH26	SMITH	CREOLA	89,856	90,356
TEACHERS	7007	TEACHER-GRADE 4 26 PP	SMITH	CRISTINA	47,551	48,901
TEACHERS	7075	TEACHER-SPECIAL ED 26PP	SMITH	DANIELLE	87,580	88,080
TEACHERS	7076	TEACHER-MAGNET SCH. RESOU.26PP	SMITH	HOLLY	76,003	78,589
TEACHERS	7043	TEACHER-MATHEMATICS 26PP	SMITH	HUNTER	59,469	61,284
TEACHERS	7050	TEACHER-SCIENCE 26PP	SMITH	JESSICA	67,238	69,433
TEACHERS	7000	TEACHER-KINDERGARTEN 26PP	SMITH	KAYLA	48,246	49,945
TEACHERS	7058	TEACHER-HEARING IMPAIRED 26P	SMITH	LORI	59,469	61,284
TEACHERS	7044	TEACHER-MUSIC 26PP	SMITH	PATRICK	87,580	88,080
TEACHERS	7075	TEACHER-SPECIAL ED 26PP	SMITH	REBECCA	92,569	93,069
TEACHERS	7080	TEACHER-PRE-K 26PP	SMITH	SHERI	71,038	73,600
TEACHERS	7053	TEACHER-SPECIAL ED K-8 26PP	SMITH	ZANNIECE	89,856	90,356
TEACHERS	7039	TEACHER-GUIDANCE COUNSELOR 26P	SMITH HUCKABEY	BIANCA	51,503	53,042
TEACHERS	7005	TEACHER-GRADE 3 26 PP	SMITH-BOWE	NATASHA	59,469	61,284
TEACHERS	7039	TEACHER-GUIDANCE COUNSELOR 26P	SMORAGIEWICZ	KAYLA	50,151	51,503
TEACHERS	7053	TEACHER-SPECIAL ED K-8 26PP	SNEDEKER	KEITH	90,606	91,106
TEACHERS	7036	TEACHER-ENGLISH 26PP	SOARES	JAIME	57,269	59,091
TEACHERS	7035	TEACHER-TESOL 26PP	SOARES	MICHAEL	80,838	83,976
TEACHERS	7068	TEACHER-SOCIAL STUD.GR. 5/8 26	SOBOLISKY	ROBERT	70,133	72,505
TEACHERS	7054	TEACHER-SPEECH AND HEARING 26P	SODERBERG	DANA	57,451	59,204
TEACHERS	7016	TEACHER-ART 26PP	SODERBERG-DECROSTA	DANA	57,269	59,091
TEACHERS	7003	TEACHER-GRADE 2 26 PP	SOLA	JENNIFER	54,849	56,603
TEACHERS	7053	TEACHER-SPECIAL ED K-8 26PP	SOLIS	ALLAN	59,469	61,284
TEACHERS	7036	TEACHER-ENGLISH 26PP	SOLLI	MARCANTHONY	92,569	93,069
TEACHERS	7114	TEACHER-LITERACY COACH. SPEC26	SOLLI	MEGHAN	79,689	82,551
TEACHERS	7050	TEACHER-SCIENCE 26PP	SOLOMON	PETER	70,133	72,505
TEACHERS	7123	TCHR-PRIMGUIDE T. ELM MONT.26P	SONG	KYOUNG SOOK	45,357	46,708
TEACHERS	7052	TEACHER-HISTORY/SOCIAL STUD.26	SONLEITER	STEVEN	51,503	53,042
TEACHERS	7017	TEACHER-BILINGUAL KDG. 26PP	SOSA	EVELYN	48,901	50,440
TEACHERS	7049	TEACHER-SCHOOL SOCIAL WRKR 26P	SOTO	ANA	62,063	63,885
TEACHERS	7007	TEACHER-GRADE 4 26 PP	SOUSA	DYANN	76,976	79,838
TEACHERS	7046	TEACHER-PHYSICAL EDUCATION 26P	SPADAFINA	AMBER	73,305	75,876
TEACHERS	7003	TEACHER-GRADE 2 26 PP	SPIEGEL	FELICE	59,469	61,284
TEACHERS	7000	TEACHER-KINDERGARTEN 26PP	SPINATO	KATIE	61,884	63,780

Disclaimers:

Staffing roster for salaried positions as of January 2020.

2020-21 salaries are for budget purposes only and compensation is not guaranteed.

Listing does not constitute an offer of continued employment.

Board of Education Staff Roster

Class Name	Job Class Code	Job Class Code Desc.	Last Name	First Name	2019-2020 Salary	2020-2021 Salary
TEACHERS	7030	TEACHER-DEV. READING/K-8 26PP	SPINELLI	DEANA	73,305	75,876
TEACHERS	7076	TEACHER-MAGNET SCH. RESOU.26PP	SPRENG	LARISSA	62,063	63,885
TEACHERS	7077	TEACHER-INSTRUCT. COACH MATH26	SQUEGLIA	VINCENT	84,976	90,356
TEACHERS	7075	TEACHER-SPECIAL ED 26PP	STALSBURG	KELLY	50,440	52,138
TEACHERS	7000	TEACHER-KINDERGARTEN 26PP	STANNARD DONOHUE	MALLARY	59,469	61,284
TEACHERS	7036	TEACHER-ENGLISH 26PP	STAYSNIAK	STEPHEN	64,380	66,538
TEACHERS	7052	TEACHER-HISTORY/SOCIAL STUD.26	STEELE	JOSEPH	93,319	93,819
TEACHERS	7109	TEACHER-MATH 180 26PP	STEELE	KARA	50,440	52,138
TEACHERS	7075	TEACHER-SPECIAL ED 26PP	STEELE	MARIA	87,689	93,069
TEACHERS	7085	TEACHER-INTEGR. LANG. ARTS 26P	STEIN	EDEN	83,917	86,779
TEACHERS	7007	TEACHER-GRADE 4 26 PP	STEINBERG	PAUL	89,856	90,356
TEACHERS	7001	TEACHER-GRADE 1 26 PP	STEVENS	SHANNON	76,976	79,838
TEACHERS	7072	TEACHER-MUSIC GRADES K-8 26PP	STEWART	DAVID	61,884	63,780
TEACHERS	7053	TEACHER-SPECIAL ED K-8 26PP	STEWART	DIANNE	70,133	72,505
TEACHERS	7001	TEACHER-GRADE 1 26 PP	STEWART	KIMBERLY	84,976	90,356
TEACHERS	7009	TEACHER-GRADE 5 26 PP	STOCKTON	ASHLEY	70,133	72,505
TEACHERS	7073	TEACHER-PHYS. ED GRADES K-8 26	STONE	GREGORY	87,689	93,069
TEACHERS	7044	TEACHER-MUSIC 26PP	STOREY-CARSON	DANIELLE	67,238	69,433
TEACHERS	7076	TEACHER-MAGNET SCH. RESOU.26PP	STRAND	CARI	92,569	93,069
TEACHERS	7052	TEACHER-HISTORY/SOCIAL STUD.26	STRAUB	CYNTHIA	50,440	52,138
TEACHERS	7038	TEACHER-FOREIGN LANG. 26PP	STRAUCH	DERK-MICHEL	80,838	83,976
TEACHERS	7085	TEACHER-INTEGR. LANG. ARTS 26P	STREETS	CAROLYN	92,569	93,069
TEACHERS	7030	TEACHER-DEV. READING/K-8 26PP	STRICKER	PAMELA	89,856	90,356
TEACHERS	7011	TEACHER-GRADE 6 26PP	STUMPO	RACHEL	45,357	46,708
TEACHERS	7003	TEACHER-GRADE 2 26 PP	STURGIS	ADAM	47,551	48,901
TEACHERS	7077	TEACHER-INSTRUCT. COACH MATH26	STURGIS-NASH	SHANEQUA	87,689	89,662
TEACHERS	7123	TCHR-PRIMGUIDE T. ELM MONT.26P	SUBRAMANIAN	RAMYA	69,894	72,117
TEACHERS	7080	TEACHER-PRE-K 26PP	SULLIVAN	BRENDA	54,909	56,719
TEACHERS	7036	TEACHER-ENGLISH 26PP	SULLIVAN	JOHN	89,856	90,356
TEACHERS	7043	TEACHER-MATHEMATICS 26PP	SULLIVAN	MARY	89,856	90,356
TEACHERS	7075	TEACHER-SPECIAL ED 26PP	SULLIVAN	MOLLY	50,440	52,138
TEACHERS	7052	TEACHER-HISTORY/SOCIAL STUD.26	SULLO	VINCENZO	70,133	72,505
TEACHERS	7007	TEACHER-GRADE 4 26 PP	SURDEJ	KIRSTEN	52,638	54,349
TEACHERS	7077	TEACHER-INSTRUCT. COACH MATH26	SUTHERLAND	COURTNEY	59,469	61,284
TEACHERS	7050	TEACHER-SCIENCE 26PP	SWALLOW	MADISEN	46,708	48,246
TEACHERS	7007	TEACHER-GRADE 4 26 PP	SWART	ALISHA	48,246	49,945
TEACHERS	7037	TEACHER-INSTRUC. COACH LIT.26P	SWEET	ROBYN	89,856	90,356
TEACHERS	7071	TEACHER-ART GRADES K-8 26PP	SYKES	JOHN	59,691	61,566
TEACHERS	7046	TEACHER-PHYSICAL EDUCATION 26P	SYLVESTER	DAVID	50,440	52,138
TEACHERS	7001	TEACHER-GRADE 1 26 PP	TABER	MINDY	89,856	90,356
TEACHERS	7052	TEACHER-HISTORY/SOCIAL STUD.26	TAFT	STEVEN	54,849	56,603
TEACHERS	7046	TEACHER-PHYSICAL EDUCATION 26P	TAFUTO	DOMONIC	73,305	75,876
TEACHERS	7053	TEACHER-SPECIAL ED K-8 26PP	TANNER-ELZEY	ROSEZETTA	90,606	91,106
TEACHERS	7038	TEACHER-FOREIGN LANG. 26PP	TAPIA	YOVANA ISABEL	50,440	52,138
TEACHERS	7038	TEACHER-FOREIGN LANG. 26PP	TARACENA	LIZA	92,569	93,069
TEACHERS	7053	TEACHER-SPECIAL ED K-8 26PP	TATE	ELIZABETH	54,849	56,603
TEACHERS	7049	TEACHER-SCHOOL SOCIAL WRKR 26P	TAYLOR	ALICIA	57,451	59,204
TEACHERS	7043	TEACHER-MATHEMATICS 26PP	TAYLOR	DANIELLE	79,689	82,551
TEACHERS	7016	TEACHER-ART 26PP	TAYLOR	LINSEY	48,246	49,945
TEACHERS	7009	TEACHER-GRADE 5 26 PP	TAYLOR	MARY	50,151	51,503
TEACHERS	7066	TEACHER-SCIENCE GRADES 5/8 26P	TAYLOR	TINA	76,976	79,838
TEACHERS	7085	TEACHER-INTEGR. LANG. ARTS 26P	TEAGUE	WHITTNEY	57,103	58,919
TEACHERS	7044	TEACHER-MUSIC 26PP	TEICHMAN	ERIC	76,003	78,589
TEACHERS	7075	TEACHER-SPECIAL ED 26PP	THIGPEN	MELODIE	89,856	90,356
TEACHERS	7050	TEACHER-SCIENCE 26PP	THOMAS	RACHELE	76,003	78,589
TEACHERS	7011	TEACHER-GRADE 6 26PP	THOMAS	TARA	89,856	90,356
TEACHERS	7009	TEACHER-GRADE 5 26 PP	THOMAS	WESTON	47,551	48,901
TEACHERS	7003	TEACHER-GRADE 2 26 PP	THOMPSON	KELLEIGH	59,469	61,284
TEACHERS	7072	TEACHER-MUSIC GRADES K-8 26PP	THOMSON	CATHERINE	67,238	69,433
TEACHERS	7036	TEACHER-ENGLISH 26PP	THORNE	CAMEO	89,856	90,356
TEACHERS	7075	TEACHER-SPECIAL ED 26PP	THORSON	DEBORAH	87,580	88,080
TEACHERS	7036	TEACHER-ENGLISH 26PP	TIEDEMANN DECAPRIO	KATIE	67,238	69,433
TEACHERS	7053	TEACHER-SPECIAL ED K-8 26PP	TIROZZI	KIMBERLY	61,884	63,780
TEACHERS	7007	TEACHER-GRADE 4 26 PP	TOBON	LUZ	89,856	90,356
TEACHERS	7004	TEACHER-GRADE 2-3 26 PP	TONDALO	VANESSA	61,884	63,780
TEACHERS	7003	TEACHER-GRADE 2 26 PP	TONG	LAURA	54,849	56,603
TEACHERS	7098	TEACHER-READ 180 26PP	TONGE	PAMELA	93,319	93,819
TEACHERS	7050	TEACHER-SCIENCE 26PP	TOOMEY	NANCY	92,569	93,069
TEACHERS	7066	TEACHER-SCIENCE GRADES 5/8 26P	TOOTHAKER	HEATHER	70,133	72,505
TEACHERS	7114	TEACHER-LITERACY COACH. SPEC26	TORELLO	KIMBERLY	79,689	82,551

Disclaimers:

Staffing roster for salaried positions as of January 2020.

2020-21 salaries are for budget purposes only and compensation is not guaranteed.

Listing does not constitute an offer of continued employment.

Board of Education Staff Roster

Class Name	Job Class Code	Job Class Code Desc.	Last Name	First Name	2019-2020 Salary	2020-2021 Salary
TEACHERS	7075	TEACHER-SPECIAL ED 26PP	TORELLO	LORI	73,305	75,876
TEACHERS	7001	TEACHER-GRADE 1 26 PP	TORTORA	LAURA	59,469	61,284
TEACHERS	7005	TEACHER-GRADE 3 26 PP	TOUSSAINT	GRETCHEN	73,305	75,876
TEACHERS	7075	TEACHER-SPECIAL ED 26PP	TRACEY	KELLY	54,849	56,603
TEACHERS	7080	TEACHER-PRE-K 26PP	TRAPANI	ANGELICA	70,133	72,505
TEACHERS	7043	TEACHER-MATHEMATICS 26PP	TSAI-GOSS	FENG-CHIU	57,451	59,204
TEACHERS	7001	TEACHER-GRADE 1 26 PP	TSOLIS	LISA	47,551	48,901
TEACHERS	7007	TEACHER-GRADE 4 26 PP	TUOZZOLA	SALVATORE	45,357	46,708
TEACHERS	7003	TEACHER-GRADE 2 26 PP	UGOLIK	MELISSA	64,380	66,538
TEACHERS	7050	TEACHER-SCIENCE 26PP	UKAH	FUNMILAYO	89,856	90,356
TEACHERS	7075	TEACHER-SPECIAL ED 26PP	ULIANO	TRACEE	89,856	90,356
TEACHERS	7043	TEACHER-MATHEMATICS 26PP	UPTON	DANIELLE	82,700	88,080
TEACHERS	7039	TEACHER-GUIDANCE COUNSELOR 26P	URBANO	COLETTE	62,063	63,885
TEACHERS	7052	TEACHER-HISTORY/SOCIAL STUD.26	VAILLANCOURT	DENA	54,849	56,603
TEACHERS	7003	TEACHER-GRADE 2 26 PP	VAIUSO	MICHELE	59,469	61,284
TEACHERS	7016	TEACHER-ART 26PP	VAIUSO	SAMARA	71,038	73,600
TEACHERS	7075	TEACHER-SPECIAL ED 26PP	VALENTE	NICOLE	59,469	61,284
TEACHERS	7029	TEACHER-BILINGUAL GRADE 7 26PP	VALES	AIDA	62,166	64,303
TEACHERS	7040	TEACHER-HOME ECONOMICS 26PP	VALUS	JOHN	80,838	83,976
TEACHERS	7052	TEACHER-HISTORY/SOCIAL STUD.26	VAMVAKIDES	KIRK	73,305	75,876
TEACHERS	7003	TEACHER-GRADE 2 26 PP	VAN WIE	SHARON	52,638	54,349
TEACHERS	7000	TEACHER-KINDERGARTEN 26PP	VANTASSELL-TESTROET	TRESSA	57,103	58,919
TEACHERS	7107	TEACHER-ITINERANT TESOL 26PP	VARGAS	KIOMARILYN	50,445	52,156
TEACHERS	7049	TEACHER-SCHOOL SOCIAL WRKR 26P	VARGAS-THOMAS	ROSA	92,569	93,069
TEACHERS	7073	TEACHER-PHYS. ED GRADES K-8 26	VARUNES	KRISTIN	57,103	58,919
TEACHERS	7074	TEACHER-FOREIGN LANG. K-8 26PP	VAZQUEZ	JILLIAN	47,551	48,901
TEACHERS	7011	TEACHER-GRADE 6 26PP	VAZQUEZ	XIOMARA	62,063	63,885
TEACHERS	7053	TEACHER-SPECIAL ED K-8 26PP	VECE	MARIA	67,238	69,433
TEACHERS	7077	TEACHER-INSTRUCT. COACH MATH26	VELASQUEZ	ROSA	67,238	69,433
TEACHERS	7053	TEACHER-SPECIAL ED K-8 26PP	VELENCHIK	JUDITH	92,569	93,069
TEACHERS	7071	TEACHER-ART GRADES K-8 26PP	VELEZIS	ELPINIKI	87,689	93,069
TEACHERS	7005	TEACHER-GRADE 3 26 PP	VENA	MEGAN	57,103	58,919
TEACHERS	7098	TEACHER-READ 180 26PP	VENABLE	ALICIA	73,305	75,876
TEACHERS	7052	TEACHER-HISTORY/SOCIAL STUD.26	VERCILLO	PAUL	69,894	72,117
TEACHERS	7114	TEACHER-LITERACY COACH. SPEC26	VESSICCHIO	LINDA	92,569	93,069
TEACHERS	7080	TEACHER-PRE-K 26PP	VESSICCHIO	TORI	54,849	56,603
TEACHERS	7046	TEACHER-PHYSICAL EDUCATION 26P	VIDEIRA-DICOCCO	BONNIE	57,103	58,919
TEACHERS	7053	TEACHER-SPECIAL ED K-8 26PP	VILLANO	ROCHELLE	92,569	93,069
TEACHERS	7022	TEACHER-BILINGUAL GRADE 3 26PP	VILLANUEVA	HUSSEIHANN	46,708	48,246
TEACHERS	7003	TEACHER-GRADE 2 26 PP	VILLANUEVA	JULIE	67,010	69,194
TEACHERS	7043	TEACHER-MATHEMATICS 26PP	VILNAY	NATACHA	89,856	90,356
TEACHERS	7042	TEACHER-LIB/MEDIA SPEC. 26PP	VIRTUE	LYNN	70,133	72,505
TEACHERS	7007	TEACHER-GRADE 4 26 PP	VITALE	BIANCA	59,469	61,284
TEACHERS	7016	TEACHER-ART 26PP	VITALI	NICOLE	48,246	49,945
TEACHERS	7003	TEACHER-GRADE 2 26 PP	VITELLO	TYNA	52,638	54,349
TEACHERS	7036	TEACHER-ENGLISH 26PP	VITTORIO	ALISHA	50,440	52,138
TEACHERS	7046	TEACHER-PHYSICAL EDUCATION 26P	VOELKER	ROBERT	67,010	69,194
TEACHERS	7084	TEACHER-COMPUTER ED/I.T. 26PP	VOIRA	PHYLLIS	83,551	86,689
TEACHERS	7075	TEACHER-SPECIAL ED 26PP	VOLLERO	SALVATORE	76,976	79,838
TEACHERS	7036	TEACHER-ENGLISH 26PP	VOLLONO	VALERIE	59,469	61,284
TEACHERS	7043	TEACHER-MATHEMATICS 26PP	VOLPE	JERRY	76,976	79,838
TEACHERS	7011	TEACHER-GRADE 6 26PP	VORA	PREMA	79,689	82,551
TEACHERS	7001	TEACHER-GRADE 1 26 PP	VOTTO	JULIE	50,440	52,138
TEACHERS	7085	TEACHER-INTEGR. LANG. ARTS 26P	VOYTEK	JAMES	57,103	58,919
TEACHERS	7075	TEACHER-SPECIAL ED 26PP	WADE	ALYSON	73,305	75,876
TEACHERS	7043	TEACHER-MATHEMATICS 26PP	WADE	DONNA	89,856	90,356
TEACHERS	7053	TEACHER-SPECIAL ED K-8 26PP	WADE	SUSAN	90,606	91,106
TEACHERS	7008	TEACHER-GRADE 4-5 26 PP	WAGGAMAN	JAMIE	73,305	75,876
TEACHERS	7085	TEACHER-INTEGR. LANG. ARTS 26P	WAGONER-MORALES	WILLIAM	59,469	61,284
TEACHERS	7043	TEACHER-MATHEMATICS 26PP	WAJNOWSKI	BREANNA	70,133	72,505
TEACHERS	7003	TEACHER-GRADE 2 26 PP	WALDEN	DARLENE	61,884	63,780
TEACHERS	7035	TEACHER-TESOL 26PP	WALDEN	ERICA	54,849	56,603
TEACHERS	7048	TEACHER-SCHOOL PSYCH. 26PP	WALKER	HAYLEY	50,151	51,503
TEACHERS	7049	TEACHER-SCHOOL SOCIAL WRKR 26P	WALKER	SANDRA	93,319	93,819
TEACHERS	7001	TEACHER-GRADE 1 26 PP	WALKER	TINA	50,440	52,138
TEACHERS	7043	TEACHER-MATHEMATICS 26PP	WALLACE	CORDELL	57,269	59,091
TEACHERS	7037	TEACHER-INSTRUC. COACH LIT.26P	WALSH	JENNIFER	89,856	90,356
TEACHERS	7098	TEACHER-READ 180 26PP	WALSH	JESSICA	84,976	90,356
TEACHERS	7050	TEACHER-SCIENCE 26PP	WALSH	JOHN	89,856	90,356
TEACHERS	7048	TEACHER-SCHOOL PSYCH. 26PP	WALSKY	SHARON	72,817	75,203

Disclaimers:

Staffing roster for salaried positions as of January 2020.

2020-21 salaries are for budget purposes only and compensation is not guaranteed.

Listing does not constitute an offer of continued employment.

Board of Education Staff Roster

Class Name	Job Class Code	Job Class Code Desc.	Last Name	First Name	2019-2020 Salary	2020-2021 Salary
TEACHERS	7104	TEACHER-PRE K-4 26PP	WARD	JASON	80,838	83,976
TEACHERS	7085	TEACHER-INTEGR. LANG. ARTS 26P	WARREN	ELIZABETH	89,856	90,356
TEACHERS	7071	TEACHER-ART GRADES K-8 26PP	WASSER	DANIEL	80,838	83,976
TEACHERS	7056	TEACHER-TALENTED AND GIFTED 26	WATERS	BECKY	76,003	78,589
TEACHERS	7123	TCHR-PRIMGUIDE T. ELM MONT.26P	WATTERSON	NICOLA	45,357	46,708
TEACHERS	7007	TEACHER-GRADE 4 26 PP	WATTNEM	NANCY	48,901	50,440
TEACHERS	7080	TEACHER-PRE-K 26PP	WATTS	MEGAN	46,708	48,246
TEACHERS	7075	TEACHER-SPECIAL ED 26PP	WEBBER	DANNA	46,708	48,246
TEACHERS	7046	TEACHER-PHYSICAL EDUCATION 26P	WEEKS	EDWARD	57,103	58,919
TEACHERS	7076	TEACHER-MAGNET SCH. RESOU.26PP	WEINREB	DAVID	52,638	53,822
TEACHERS	7050	TEACHER-SCIENCE 26PP	WEIRES	AMANDA	59,469	61,284
TEACHERS	7084	TEACHER-COMPUTER ED/I.T. 26PP	WELFARE	MALCOLM	50,440	52,138
TEACHERS	7049	TEACHER-SCHOOL SOCIAL WRKR 26P	WELLS	TAMARA	72,817	75,203
TEACHERS	7114	TEACHER-LITERACY COACH. SPEC26	WELLS-JACKSON	JENNIFER	89,856	90,356
TEACHERS	7043	TEACHER-MATHEMATICS 26PP	WENTWORTH	JUSTIN	54,849	56,603
TEACHERS	7050	TEACHER-SCIENCE 26PP	WENTZELL	CHARLES	50,440	52,138
TEACHERS	7052	TEACHER-HISTORY/SOCIAL STUD.26	WERTH	BENJAMIN	54,849	56,603
TEACHERS	7049	TEACHER-SCHOOL SOCIAL WRKR 26P	WESTEFELD	DIANA	83,551	86,689
TEACHERS	7001	TEACHER-GRADE 1 26 PP	WESTERMEYER	SARAH	67,238	69,433
TEACHERS	7016	TEACHER-ART 26PP	WETMORE	KRISTIN	92,569	93,069
TEACHERS	7036	TEACHER-ENGLISH 26PP	WHEATON	MICHAEL	67,876	70,238
TEACHERS	7001	TEACHER-GRADE 1 26 PP	WHEELER	AMANDA	70,133	72,505
TEACHERS	7075	TEACHER-SPECIAL ED 26PP	WHELAN	SEAN	59,469	61,284
TEACHERS	7050	TEACHER-SCIENCE 26PP	WHITBECK	CHRISTOPH	50,445	52,156
TEACHERS	7054	TEACHER-SPEECH AND HEARING 26P	WHITE	CAYLA	76,003	78,589
TEACHERS	7032	TEACHER-BUSINESS 26PP	WHITE	DONALD	76,976	79,838
TEACHERS	7050	TEACHER-SCIENCE 26PP	WHITE	STEPHANIE	84,976	90,356
TEACHERS	7077	TEACHER-INSTRUCT. COACH MATH26	WHITELEY FOSTER	LINDA	89,856	90,356
TEACHERS	7075	TEACHER-SPECIAL ED 26PP	WHITEMAN	NANCY	93,319	93,819
TEACHERS	7036	TEACHER-ENGLISH 26PP	WICKAM	MICHELE	89,856	90,356
TEACHERS	7101	TEACHER-KDG/GR.1 26PP	WICKWIRE	BARBARA	70,133	72,505
TEACHERS	7043	TEACHER-MATHEMATICS 26PP	WIDMEYER	ERIC	80,838	83,976
TEACHERS	7050	TEACHER-SCIENCE 26PP	WILLEMS	CHRIS	89,856	90,356
TEACHERS	7018	TEACHER-BILINGUAL GRADE 1 26PP	WILLIAMS	ALBA	89,856	90,356
TEACHERS	7046	TEACHER-PHYSICAL EDUCATION 26P	WILLIAMS	DENISHA	70,133	72,505
TEACHERS	7085	TEACHER-INTEGR. LANG. ARTS 26P	WILLIAMS	HOWARD	89,856	90,356
TEACHERS	7068	TEACHER-SOCIAL STUD.GR. 5/8 26	WILLIAMS	LENNELL	87,580	88,080
TEACHERS	7067	TEACHER-MATH GRADE 5/8 26PP	WILLIAMS	OSCAR	73,305	75,876
TEACHERS	7011	TEACHER-GRADE 6 26PP	WILLIAMS	ROBYNEE	76,976	79,838
TEACHERS	7036	TEACHER-ENGLISH 26PP	WILLIAMSON	JULIANNA	54,849	56,603
TEACHERS	7039	TEACHER-GUIDANCE COUNSELOR 26P	WILLIS	KIERNAN	51,503	53,042
TEACHERS	7049	TEACHER-SCHOOL SOCIAL WRKR 26P	WILLIS	STEPHANIE	92,569	93,069
TEACHERS	7075	TEACHER-SPECIAL ED 26PP	WILSON	JONATHAN	88,330	88,830
TEACHERS	7042	TEACHER-LIB/MEDIA SPEC. 26PP	WILSON	MARILYN	89,856	90,356
TEACHERS	7053	TEACHER-SPECIAL ED K-8 26PP	WIMMER	MARISSA	50,445	52,156
TEACHERS	7000	TEACHER-KINDERGARTEN 26PP	WINGREEN	DEBORAH	92,569	93,069
TEACHERS	7016	TEACHER-ART 26PP	WINGREEN	MICHELE	50,445	52,156
TEACHERS	7046	TEACHER-PHYSICAL EDUCATION 26P	WINOSKI	SUZANNE	52,656	54,409
TEACHERS	7007	TEACHER-GRADE 4 26 PP	WITHINGTON	BRIANA	50,440	52,138
TEACHERS	7052	TEACHER-HISTORY/SOCIAL STUD.26	WOLAK	BETH	76,976	79,838
TEACHERS	7009	TEACHER-GRADE 5 26 PP	WOLKOVITZ	KEITH	73,305	75,876
TEACHERS	7066	TEACHER-SCIENCE GRADES 5/8 26P	WOLTKE	KARINA	76,003	78,589
TEACHERS	7046	TEACHER-PHYSICAL EDUCATION 26P	WOOD	JOHN	57,269	59,091
TEACHERS	7072	TEACHER-MUSIC GRADES K-8 26PP	WOODARD	LISA	71,038	73,600
TEACHERS	7043	TEACHER-MATHEMATICS 26PP	WOODHOUSE	ANTHONY	64,380	66,538
TEACHERS	7050	TEACHER-SCIENCE 26PP	WOODLAND	CHARLENE	76,003	78,589
TEACHERS	7080	TEACHER-PRE-K 26PP	WOOLERY	MARSHA	64,380	66,538
TEACHERS	7059	TEACHER-VOCATIONAL EDUC. 26PP	WORKINGER	KIMBERLY	82,700	88,080
TEACHERS	7038	TEACHER-FOREIGN LANG. 26PP	WRAY	XIOMARA	72,817	75,203
TEACHERS	7000	TEACHER-KINDERGARTEN 26PP	WRIGHT	BETH	73,305	75,876
TEACHERS	7000	TEACHER-KINDERGARTEN 26PP	WROBEL	SUSAN	64,380	66,538
TEACHERS	7092	TEACHER-PRE K/SP.ED. 26PP	XHEMA	GENTIANA	45,357	46,708
TEACHERS	7038	TEACHER-FOREIGN LANG. 26PP	YANG	FAN	48,901	50,440
TEACHERS	7038	TEACHER-FOREIGN LANG. 26PP	YANG	RUWEN	65,003	67,176
TEACHERS	7032	TEACHER-BUSINESS 26PP	YANYAC	ASHLEY	83,551	86,689
TEACHERS	7036	TEACHER-ENGLISH 26PP	YEAGER	RHONDA	78,562	81,700
TEACHERS	7038	TEACHER-FOREIGN LANG. 26PP	YEPEZ	MARIO	73,305	75,876
TEACHERS	7053	TEACHER-SPECIAL ED K-8 26PP	YOGA	SALLY	59,469	61,284
TEACHERS	7075	TEACHER-SPECIAL ED 26PP	YONAMINE	YANINA	92,569	93,069
TEACHERS	7076	TEACHER-MAGNET SCH. RESOU.26PP	YOUNGMAN	MICHAEL	64,380	66,538

Disclaimers:

Staffing roster for salaried positions as of January 2020.

2020-21 salaries are for budget purposes only and compensation is not guaranteed.

Listing does not constitute an offer of continued employment.

Board of Education Staff Roster

Class Name	Job Class Code	Job Class Code Desc.	Last Name	First Name	2019-2020 Salary	2020-2021 Salary
TEACHERS	7113	TEACHER-GRADE 4-6 26PP	YOUNGS	KELVIN	79,689	82,551
TEACHERS	7011	TEACHER-GRADE 6 26PP	ZABOROWSKI	KAREN	70,133	72,505
TEACHERS	7121	TEACHER-CERT. NURS.ASST.PROG26	ZAJAC	ROSALBA	59,691	61,566
TEACHERS	7035	TEACHER-TESOL 26PP	ZAKARAUSKAS	ARMUNDAS	79,689	82,551
TEACHERS	7001	TEACHER-GRADE 1 26 PP	ZAYAS	RACHAEL	59,469	61,284
TEACHERS	7036	TEACHER-ENGLISH 26PP	ZELENSKI	JESSICA	73,305	75,876
TEACHERS	7074	TEACHER-FOREIGN LANG. K-8 26PP	ZENAIT	ABIR	59,469	61,284
TEACHERS	7038	TEACHER-FOREIGN LANG. 26PP	ZEROIL	NASSIRA	57,103	58,919
TEACHERS	7086	TEACHER-PRE-SCHOOL 26PP	ZITO	DANIELLE	73,305	75,876
TEACHERS	7005	TEACHER-GRADE 3 26 PP	ZOLLSHAN	ELIZABETH	67,876	70,238
TEACHERS	7007	TEACHER-GRADE 4 26 PP	ZONA	COLLEEN	64,485	66,410
TEACHERS	7003	TEACHER-GRADE 2 26 PP	ZOUFALY	AMELIA	52,638	54,349
TEACHERS	7075	TEACHER-SPECIAL ED 26PP	ZUKOWSKI	DENISE	54,849	56,603
TEACHERS	7050	TEACHER-SCIENCE 26PP	ZULLO	ANDREA	57,103	58,919
WAGES TEMP	7322	IN HOUSE SUSPENSION WORKER	BAINES	TAMIKA	42,861	43,932
WAGES TEMP	7322	IN HOUSE SUSPENSION WORKER	BREVARD	DERRICK	42,861	43,932
WAGES TEMP	7322	IN HOUSE SUSPENSION WORKER	CATES	LARRY	45,757	46,901
WAGES TEMP	7322	IN HOUSE SUSPENSION WORKER	COTTEN	JONATHAN	42,861	43,932
WAGES TEMP	7322	IN HOUSE SUSPENSION WORKER	FORD	BRIDGETTE	45,757	46,901
WAGES TEMP	7322	IN HOUSE SUSPENSION WORKER	GRIFFIN	WILLIAM	45,757	46,901
WAGES TEMP	7322	IN HOUSE SUSPENSION WORKER	HAWLEY-STEWART	CATRINA	42,861	43,932
WAGES TEMP	7322	IN HOUSE SUSPENSION WORKER	HUCKABEY	JAMES	42,861	43,932
WAGES TEMP	7322	IN HOUSE SUSPENSION WORKER	JEFFERSON	STEPHEN	45,757	46,901
WAGES TEMP	7322	IN HOUSE SUSPENSION WORKER	JOHNSON	JORDAN	42,861	43,932
WAGES TEMP	7322	IN HOUSE SUSPENSION WORKER	KELLEY	LARRY	45,757	46,901
WAGES TEMP	7322	IN HOUSE SUSPENSION WORKER	LECOINTE	RONALD	45,757	46,901
WAGES TEMP	7322	IN HOUSE SUSPENSION WORKER	LINDSAY	DESIREE	42,861	43,932
WAGES TEMP	7324	FAMILY EDUCATOR 10 MONTHS	NKRUMAH	SHANNON	38,945	39,919
WAGES TEMP	7322	IN HOUSE SUSPENSION WORKER	ROBINSON	DWIGHT	45,757	46,901
WAGES TEMP	7324	FAMILY EDUCATOR 10 MONTHS	RODRIGUEZ	VALERIE	34,763	35,632
WAGES TEMP	7322	IN HOUSE SUSPENSION WORKER	SMITH	ROBERT	42,861	43,932
WAGES TEMP	7322	IN HOUSE SUSPENSION WORKER	THOMAS	QUARTEZ	42,861	43,932
WAGES TEMP	7322	IN HOUSE SUSPENSION WORKER	WRIGHT	JAMES	42,861	43,932

Disclaimers:

Staffing roster for salaried positions as of January 2020.
 2020-21 salaries are for budget purposes only and compensation is not guaranteed.
 Listing does not constitute an offer of continued employment.



Gateway Center
54 Meadow Street
New Haven, CT 06519

2020-2021 School Year
(subject to changes)

Ext. # Fax# Phone # prefix is(475) 220 unless indicated otherwise . Fax prefix is (203) 946 unless indicated otherwise.

8-1000	7300	Tracey, Iline, Dr.	Interim Superintendent of Schools	5 th floor
--------	------	--------------------	-----------------------------------	-----------------------

DIRECTORS, SUPERVISORS, COORDINATORS AND SUPPORT PERSONNEL

8-1794	7757	Augustine-Jefferson, Pamela	Director - Early Learning Programs	8th floor
8-1631	936-5229	Barbarotta, Joseph	Exec. Director - Facilities Services (GoTo)	375 Quinnipiac Ave.
8-1647	936-5229	Barbarotta, Heather	Building Permits Coordinator (GoTo)	375 Quinnipiac Ave.
8-1603		Barra, Teddi	Interim Director of Transportation	2nd floor
8-1490	7448	Blango, Charles	Coordinator - Dropout and Truancy Prevention	2nd floor
8-1391	7107	Bonanno, Michele	Coordinator - Magnet Schools Assistance Program	1st floor
8-1549	8805	Bonner, Taryn	Manager - Labor Relations	2nd floor
8-1212	5651	Brantley, Lynn	Supervisor - Language Arts/Reading	8 th floor
8-1785	7358	Buontempo, Kara	Supervisor - Special Education	3rd floor
8-1338	5367	Carangelo, Carl	Chief Auditor – Business Office	4 th floor
8-1732	7401	Carolina, Kermit	Supervisor - Youth, Development and Engagement	2 nd floor
8-1400	8664	Clark, Sandra	Supervisor - Social Studies	8 th floor
8-1780	7358	Concas, Milvia H.	Supervisor – School Psychology	3 rd floor
8-1596		Copy Center (XEROX)		2 nd floor
8-1372		DeMaio, Patricia A.	Grants Manager/School Volunteers	4 th floor
8-1395	2297	Derwin, Mary	Special Assignment - Early Childhood PreK Magnet	3 rd floor
8-1063	7401	Diaz, Daniel	Project Coordinator - Parent Engagement	2 nd floor
8-1470	2297	Duclos, Denise	Project Director – School Readiness	3 rd floor
8-1760		Enumeration (School Records) through Student Services		3 th floor
8-1630	3962	Facilities - Service Response Desk		375 Quinnipiac Ave.
8-1467	2297	Gaffney, Elizabeth	Director - Head Start Program	3rd floor
8-1774		Gumbs-Johnson, Tessa	Supervisor - Professional Learning	3rd floor
8-1017	936-5280	Hannans, Keisha	Assistant Superintendent for Instructional Leadership	5 th floor
8-1384	7436	Hannans, Linda	Business Director - Special Funds	4 th floor
8-1486	2297	Harvey, Kathy	Project Site Director - School Readiness	2 nd floor
8-1405	8664	Haxhi, Jessica	Supervisor - World Languages	8 th floor
8-1548	8805	Ingram-Mann, Kanicka	Senior Talent Recruiter	2nd floor
8-1700	7708	IT – Help Desk		4 th floor
8-1784	7358	Jackson, Typhanie	Director- Student Services/Special Education	3 rd floor
8-1060	7401	Joseph-Lumpkin, Gemma	Chief of Youth, Family & Community Engagement	2 nd floor
8-1783	7358	King-Harrell, Glynis (Dr.)	Supervisor - Speech & Hearing	3 rd floor
8-1547	8805	Mack, Lisa	Director - Human Resources & Labor Relations	2 nd floor
8-1594		Mail Room		2 nd floor
8-1590		Manning, Salina	Executive Administrative Assistant to Finance & Operations	5th floor
8-1194	2436	Mathews, Kenneth	Supervisor - Mathematics	8 th floor



-2-

Ext. # Fax# Phone # prefix is(475) 220 unless indicated otherwise . Fax prefix is (203) 946 unless indicated otherwise.

8-1262	6601	Maust, Ellen	Supervisor - Performance & Visual Arts	8 th floor
8-1337	7436	Mazyck, Juanita	Business Director - General Funds	4 th floor
8-1771	7358	Melendez, Stacie	Supervisor – Special Education	3 rd floor
8-1130	6858	Mendia, Pedro	Director - ELL Programs	8 th floor
8-1430/31	5697	Middleton, Marquelle	Choice and Enrollment Office	1 st floor
8-1106	5435	Patchkosfsky, Erik	Director - Athletics	Field House
8-1389	7436	Penn, Phillip	Chief Financial Officer	4th floor
8-1238	7667	Peters, Susan	Director - School Health Clinics	3 rd floor
8-1591	7468	Pinto, Michael	Chief Operating Officer	5 th floor
8-1786	7358	Proaño-Schulman, Emma	Supervisor – Special Education	3 rd floor
8-7582	6204	Rafferty, Robert	Manager - Floyd Little Athletic Center	Field House
8-1681	936-5228	Reddish, Thaddeus	Director - School Security	5th floor
8-1394	6858	Rodriguez, Carmen Ana	Supervisor - ELL Program	8 th floor
8-1640	8-1641	Rodriguez, Lysie	Program Coordinator - Family Resource Centers	Hill Central
8-1161		Ross-Lee, Carolyn	Coordinator - Title IX	4th floor
8-1795	7358	Samberg-Champion, Johanna	Supervisor - School Social Work	3 rd floor
8-1610	7650	Sharry, Gail	Executive Director - Food Services	Central Kitchen
8-1160	2987	Sherban, Michele (Dr.)	Director of Research, Assessment and Evaluation	4 th floor
8-1401	8664	Therrien, Richard A.	Supervisor - Science	8 th floor
8-1015		Velazquez, Ivelise	Assist. Super. for Curriculum, Instruction & Assessment	5th floor
8-1016	5739	Whyte, Paul (Dr.)	Assistant Superintendent for Instructional Leadership	5 th floor



10 Month Calendar 2020-2021

Holidays/Recess	
Labor Day, September 7, 2020	New Year's Day, January 1, 2021
Yom Kippur, September 28, 2020	Three Kings Day, January 6, 2021
Indigenous People Day, October 12, 2020	MLK Day, January 18, 2021
Election Day, November 3, 2020	February Recess, February 15-16, 2021
Veteran's Day, November 11, 2020	Good Friday, April 2, 2021
Thanksgiving Recess, November 26-27, 2020	April Recess, April 12-16, 2021
Christmas Recess, December 24-31, 2020	Eid al-Fitr, May 13, 2021
	Memorial Day, May 31, 2021

182 Student Days | 186 Teacher Days

JULY					AUGUST					SEPTEMBER					OCTOBER				
M	T	W	T	F	M	T	W	T	F	M	T	W	T	F	M	T	W	T	F
										1	2	3	4*					1	2*
										8	9	10	11		5	6	7	8	9
										14	15	16	17	18*		13	14	15	16*
							(26)	(27)	(28)	21	22	23(c)	24	25	19	20	21	22	23
					31					(29)	30(d)				26	27	28	29	30*
									4					20					21
NOVEMBER					DECEMBER					JANUARY					FEBRUARY				
M	T	W	T	F	M	T	W	T	F	M	T	W	T	F	M	T	W	T	F
2		4	5	6(e)	1	2	3	4							1	2	3(ag)	4(b)	5*
9	10		12	13*	7	8	9	10	11*	4	5		7	8*	8	9	10	11	12#
16	17	18(ag)	19(b)	20	14	15	16	17	18	11	12	13	14	15			17	18	19*
23	24	25#*			21	22	23#	*			19	20	21	22(e)*	22	23	24	25	26
30										25	26	27	28	29					
				17					17					18					18
MARCH					APRIL					MAY					JUNE				
M	T	W	T	F	M	T	W	T	F	M	T	W	T	F	M	T	W	T	F
1	2	3	4	5*				1(e)*		3	4	5	6	7		1	2	3	4
8	9	10	11	12	5	6	7	8	9#	10	11	12		14*	7	8	9	10	11*
15	16	17	18	19*					*	17	18	19	20	21	14	15	16	17(e)#	
22	23	24	25	26	19	20	21	22	23	24	25	26	27	28*					
29	30	31			26	27	28	29	30*										
				23					16					19					13

Glyphs			
()	Teacher's Day Only	c	Open House, Meet the Teacher Night: K-8
*	Paydays: Regular Plan	d	Open House, Meet the Teacher Night: High School
#	Early Dismissal – Students and Staff	e	End of Marking Period
a	Parent Conference, Report Cards: K-8	f	Staff In Service – Students Early Dismissal
b	Parent Conference, Report Cards: High Schools	g	Student Only Early Dismissal



NEW HAVEN PUBLIC SCHOOLS

Report Card Schedule 2020 -2021

	Elementary	Middle	High
1st Marking Period			
Marks Open	August 31 September 23/Open House	August 31 October 2/Failure Warning	August 31 September 30/Meet the Teachers Night October 2/Failure Warning
Marks Close	November 6	November 6	November 6
Number of Days	45	45	45
Date Issued	November 18	November 18	November 19
Dist. to Parents	Parent Conferences	Parent Conferences	Parent Conferences
2nd Marking Period			
Marks Open	November 9	November 9 December 11/Failure Warning	November 9 December 11/Failure Warning January 19-21/Mid-Year Exams
Marks Close	January 22	January 22	January 22
Number of Days	43	43	43
Date Issued	February 3	February 3	February 4
Dist. to Parents	Parent Conferences	Parent Conferences	Parent Conferences
3rd Marking Period			
Marks Open	January 25	January 25 March 5/Failure Warning	January 25 March 5/Failure Warning
Marks Close	April 1	April 1	April 1
Number of Days	47	47	47
Date Issued			
Dist. to Parents	Sent Home w/Students	Sent Home w/Students	Mailed Home
4th Marking Period			
Marks Open	April 5	April 5 May 14/Failure Warning	April 5 May 14/Failure Warning
Marks Close	June 17	June 17	June 17
Number of Days	47	47	47
Date Issued			
Dist. to Parents	Sent Home w/Student	Sent Home w/Student	Mailed Home

12 Month Calendar 2020-2021

Holidays/Recess	
In observance of 4 th of July: Friday, July 3, 2020	New Year's Day, January 1, 2021
Labor Day, September 7, 2020	Three Kings Day, January 6, 2021
Yom Kippur, September 28, 2020	MLK Day, January 18, 2021
Indigenous People Day, October 12, 2020	President's Day: February 15, 2021
Election Day, November 3, 2020	February Recess, February 15-16, 2021
Veteran's Day, November 11, 2020	Good Friday, April 2, 2021
Thanksgiving Day, November 26, 2020 / November 27, 2020	April Recess, April 12-16, 2021
Christmas Recess, December 24-31, 2020	Eid al-Fitr, May 13, 2021
Christmas Day, December 25, 2020	Memorial Day, May 31, 2021
Floater Holiday (for 12 Month Employees, at your discretion)	

182 Student Days | 186 Teacher Days | 250 Work Days

JULY					AUGUST					SEPTEMBER					OCTOBER				
M	T	W	T	F	M	T	W	T	F	M	T	W	T	F	M	T	W	T	F
		1	2	3	3	4	5	6	7*		1	2	3	4*				1	2*
6	7	8	9	10*	10	11	12	13	14	7	8	9	10	11	5	6	7	8	9
13	14	15	16	17	17	18	19	20	21*	14	15	16	17	18*	12	13	14	15	16*
20	21	22	23	24*	24	25	(26)	(27)	(28)	21	22	23(c)	24	25	19	20	21	22	23
27	28	29	30	31	31					28	(29)	30(d)			26	27	28	29	30*
				22					4/21					20/21					21
NOVEMBER					DECEMBER					JANUARY					FEBRUARY				
M	T	W	T	F	M	T	W	T	F	M	T	W	T	F	M	T	W	T	F
2	3	4	5	6(e)	1	2	3	4					1	1	2	3(ag)	4(b)	5*	
9	10	11	12	13*	7	8	9	10	11*	4	5	6	7	8*	8	9	10	11	12#
16	17	18(ag)	19(b)	20	14	15	16	17	18	11	12	13	14	15	15	16	17	18	19*
23	24	25#*	26	27	21	22	23#	24*	25	18	19	20	21	22(e)*	22	23	24	25	26
30					28	29	30	31	25	26	27	28	29						
				17/20					17/22					18/19					18/19
MARCH					APRIL					MAY					JUNE				
M	T	W	T	F	M	T	W	T	F	M	T	W	T	F	M	T	W	T	F
1	2	3	4	5*				1(e)*	2	3	4	5	6	7	1	2	3	4	
8	9	10	11	12	5	6	7	8	9#	10	11	12	13	14*	7	8	9	10	11*
15	16	17	18	19*	12	13	14	15	16*	17	18	19	20	21	14	15	16	17(e)#	18
22	23	24	25	26	19	20	21	22	23	24	25	26	27	28*	21	22	23	24	25*
29	30	31			26	27	28	29	30*	31					28	29	30		
				23					16/21					19/20					13/22

Glyphs			
()	Teacher's Day Only	c	Open House, Meet the Teacher Night: K-8
*	Paydays: Regular Plan	d	Open House, Meet the Teacher Night: High School
#	Early Dismissal – Students and Staff	e	End of Marking Period
a	Parent Conference, Report Cards: K-8	f	Staff In Service – Students Early Dismissal
b	Parent Conference, Report Cards: High Schools	g	Student Only Early Dismissal
	Official Work Holidays		Teachers Approved Contract Days

PLEASE NOTE:
This page was intentionally left blank.
Thank you.



NEW HAVEN PUBLIC SCHOOLS

Gateway Center
54 Meadow Street | New Haven, CT 06519
P: (475) 220-1000 | F: (203) 946-7300